



SKOL

2023 MINNESOTA VIKINGS
TEAM GUIDE



Ready. Set.

TCO



More urgent care ready to go.

Ready with more doctors. Set with more specialty services and orthopedic urgent care locations open 8 – 8 daily. Go for more of what you need to keep your body moving. No referral or appointment necessary. [TCOmn.com](https://www.tcomn.com)

OFFICIAL SPORTS
MEDICINE PROVIDER





NAMING RIGHTS



FOUNDING PARTNERS



SIGNIFICANT PARTNERS





Minnesota Vikings at a Glance

Founded	January 28, 1960
First Season	1961
Team Facility	Twin Cities Orthopedics Performance Center2600 Vikings Circle, Eagan, MN, 55121
Stadium	U.S. Bank Stadium, Minneapolis, Minn.
Capacity	67,202
Playing Surface	ActGlobal Speed S5
Super Bowl Appearances	Super Bowl IV, VIII, IX, XI
Division Championships (21)	1968, 1969, 1970, 1971, 1973, 1974, 1975, 1976, 1977, 1978, 1980, 1989, 1992, 1994, 1998, 2000, 2008, 2009, 2015, 2017, 2022
Playoff Appearances (31)	1968, 1969, 1970, 1971, 1973, 1974, 1975, 1976, 1977, 1978, 1980, 1982, 1987, 1988, 1989, 1992, 1993, 1994, 1996, 1997, 1998, 1999, 2000, 2004, 2008, 2009, 2012, 2015, 2017, 2019, 2022
All-Time Record (Regular Season and Playoffs)	537-456-11

From the 1961 Minnesota Vikings Radio, TV and Press Guide –

Twin Cities football enthusiasts began their quest for professional football some 12 years ago, and it was on January 28, 1960, that their efforts culminated with the announcement – from Miami, Florida, where the National Football League owners were in session – that Minnesota was being granted a franchise for 1961.


At the same meeting, Dallas was accepted to start play in 1960.

The franchise was granted just 10 days after E. William Boyer, president of the Minneapolis Chamber of Commerce, had made an official presentation to the league on behalf of statewide Minnesota interests.

Besides Boyer in the founding group were the following: Max Winter, promoter and restaurateur, H.P. Skoglund, president of North American Life and Casualty Company; Ole Haugrud, Duluth businessman, and the Northwest Publications, Inc., publishers of the *St. Paul Dispatch* and *Pioneer Press*, through its president, Bernard H. Ridder, Jr.

They decided to start with an original outlay of \$1 million dollars, of which the Minneapolis sources would put up \$600,000; St. Paul \$300,000, and Duluth, representing the rest of the state \$100,000.

Upon acquiring a franchise, the group hired Joe Thomas, former scout with the Los Angeles Rams, to scout the country in preparation for the 1961 draft meeting, and went on a nationwide search to find a general manager. This ended with the selection of Bert E. Rose, who was at the time the public relations director for the Rams.



The Minnesota Vikings 2023 Official Team Guide is a production of the Minnesota Vikings Communications Department. Cover and inside page design by Elizabeth Bazany, Alicia Dreyer, Taylor Sievert, Erin Swartz and Caitlin Tanzer. Editors - Sarah Joram and Sam Newton. Editorial Assistants - Jeff Anderson, Kori Baer, Carly Bonk, Jon Ekstrom, Taylor Garner, Keith Grinde, Bob Hagan, Craig Peters, Tom West and Lindsey Young.

HOW THE VIKINGS GOT THEIR NAME

From the 1961 Minnesota Vikings Radio, TV and Press Guide –

When Bert Rose was selected as General Manager, one of the first steps he took was to recommend to the Board of Directors that the club be nicknamed the “Vikings.”


A nickname should serve a dual purpose, he said. First, it should represent an aggressive person or animal imbued with the will to win. Secondly, if possible, it is desirable to have it connote the region that the particular team represents.

“Vikings” scores well on both points. Certainly, the Nordic Vikings were a fearless race. Following many years of victories in the British Isles and France, under Erik the Red, they sailed in open boats across the North Atlantic seeking new peoples to conquer. Their entire history is punctuated with the aggressive desire and will to win

While Minnesota is populated by the descendants of settlers from many nations, the area has a rich Nordic lore, perhaps due to the mythology of Paul Bunyan and his Blue Ox, perhaps due to the preponderance of the “sons” and “sens” in the phone book. The Vikings, too, were Nordics; hence the name represents in a large part the solid stock of people who call Minnesota their home.



The expansion Minnesota Vikings took the field in 1961 with a name that matched the region they would call home. General Manager Bert Rose (bottom left) helped come up with the name, and the club was immediately embraced by the community.





KICKOFF

2023 MINNESOTA VIKINGS



Vikings Rank No. 1

During the 2023 offseason, the NFL Players Association released “free agency report cards” for all 32 teams that revealed results of a player survey on topics ranging from quality of team facilities and programming to treatment of player families.

Minnesota came in first among all 32 teams. The Vikings, headquartered at Twin Cities Orthopedics Performance Center, received A-plus grades in strength coaches, training room, training staff and locker room. They tied for first place in all four categories. The Vikings were also given As for team travel, weight room and treatment of families, and they received an A-minus in food service/nutrition.

The NFLPA wrote the following:

“The Minnesota Vikings are ranked as the best team in our guide. [One hundred percent] of the players feel like [Owner/Chairman] Zygi Wilf [and Owner/President Mark Wilf are] willing to spend money to upgrade the facilities, and that assessment makes sense since the Vikings have gone through three significant upgrades in recent years. Their facility was [built in 2018] and is considered state-of-the-art. This past year, they replaced former [Head Coach] Mike Zimmer with Kevin O’Connell, who through his first year is regarded as one of the most player-friendly head coaches. [...] The Minnesota Vikings are a shining example of what is possible when a concerted investment is made in both staffing and facilities.”

When asked about the results, Vikings Head Coach Kevin O’Connell called it a “huge priority” to foster a culture and environment that’s deemed desirable for not only players but also their families.

“One of the things that I look back on a year ago, and I think about is using words like connecting with our players and the collaboration that goes into what pro football should be at this level,” O’Connell said. “It goes so much beyond those words, and people kind of chuckle sometimes as you use some of these cliché-like words; well, they’re not cliché when you go to work every day and try to join with a great group of people and a great support staff at every level of our organization. It’s not a cliché when people make that our mission statement, to provide the premier place to go to work and improve both personally and collectively as a team in our league means a lot to us.”

“I don’t think you can say all of that without thanking our ownership. Our beautiful facility and both our training facility and [U.S. Bank Stadium] – in my opinion, one of the best home atmospheres in our league – and then it’s the people,” he continued. “We talk a lot about culture. Culture is people, and it’s something we strive to work on every single day, and I think our players feel that.”

“I’m thankful for our players and their communication with us to help make that happen,” he said. “I like to think we’re only going up from here.”

Vikings Owner/President Mark Wilf added, “It’s a capstone to a lot of investment, but it’s also a testament to the people in our building. We want to make sure we’re a world-class, first-class operation. But we’re never going to rest on our laurels. We’re always going to make sure to keep moving.”



Minnesota & Beyond

The Global Markets Program, which launched in January 2022, was previously referred to as the International Home Marketing Areas program. The program grants NFL clubs access to international markets for marketing, fan engagement and commercialization activations as part of an important, long-term strategic effort to enable clubs to build their brands globally while driving NFL fan growth beyond the United States.

Currently, the Minnesota Vikings have IHMA rights in the United Kingdom and Canada through 2026.

“This is an excellent opportunity to directly engage with Vikings fans across the world, as well as grow our fan base and cultivate interest in the game of football,” said Vikings Owner/President Mark Wilf. “With the geographic proximity and our already-established Canadian fans, including hundreds of passionate season ticket members, Canada is a tremendous fit for us. We have also seen the strength of our international Vikings fans during the team’s previous games in London and with the launch of our UK Vikings social media channels in 2018, so both of these markets have natural ties.”



Behind-the-Scenes with QB1

The Netflix series, *Quarterback*, goes in-depth and behind-the-scenes with Vikings QB Kirk Cousins. The eight-episode docuseries was released July 12, 2023, and provides never-before-seen access into life as a quarterback in the NFL, both on-and-off the field.

Cousins is one of three quarterbacks who were followed during the 2022 NFL season by NFL Films crews, along with Patrick Mahomes of Kansas City and Marcus Mariota, who is now with Philadelphia but played for Atlanta last season.

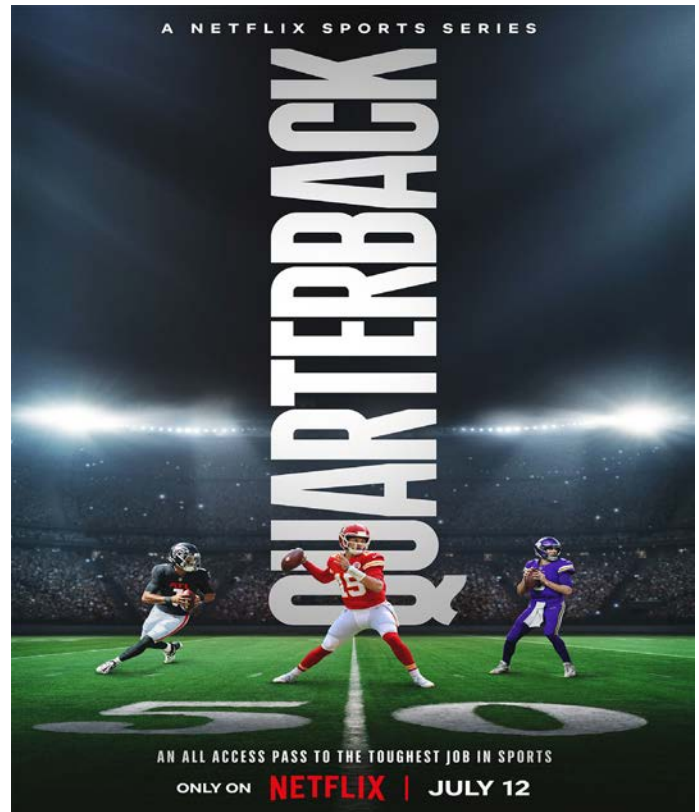
While he admits he was a little nervous at first, Cousins said he appreciated the support from Vikings Ownership, Head Coach Kevin O’Connell, and General Manager Kwesi Adofo-Mensah as the NFL Films crew mic’d him up for every game as well as at different parts of the work week.

“I think it was a big help that the Vikings allowed them to be around. I think it was not the easiest thing to do, to let them into a couple different settings here and there, so the fact that they let them in says a lot about the organization’s willingness to help,” Cousins said.

Footage includes time with Cousins at Twin Cities Orthopedics Performance Center in meeting rooms and the cold tub therapy pool, the Vikings locker room at U.S. Bank Stadium and visitors’ locker rooms at other venues.

There are also interviews at Cousins’ homes in Minnesota and Michigan, where he reflects on his football journey.

The greatest access point to better understanding the position, however, is the entry Cousins grants to his mind and process. “The hope was that people would get maybe a little bit more of an inside look at what it’s like – that was the hope,” Cousins explains.



Inspire Change

Following the murder of George Floyd on May 25, 2020, the Minnesota Vikings and the Wilf family announced a \$5 million donation to social justice causes throughout the United States. Owners Zygi and Mark Wilf met with the team's social justice committee in June 2020 and agreed that \$1 million in contributions from the fund would be determined in collaboration with Vikings players and directed toward local organizations fighting hate, racism and inequality.

"We continue to be inspired by these players as they advocate for transformational change in this very challenging moment," said Vikings Owner/President Mark Wilf. "We are proud of their efforts to use their platform in an effort to end deep-seated social injustices. Their thoughtful approach and our conversations with them have deeply moved us, certainly in large part because of our family's history and long-standing commitment to human rights, but also because of their steadfast dedication to not sit idly by when they have the ability to make a difference."

The Vikings endowed the George Floyd Legacy Scholarship with a \$125,000 initial establishing gift that generates \$5,000 annually to benefit Black graduating seniors in Minneapolis-St. Paul who are pursuing post-secondary education. The players have continued to invest in this scholarship year over year. The team also expanded its existing commitments to All Square, a local nonprofit that invests in the minds and lives of formerly incarcerated individuals, and to other organizations such as the Link, Page Education Foundation, Northside Boxing and more.

The 2020 donations built on the Wilf's previous \$500,000 commitment to the Social Justice Committee over the previous two years, dollars that were directed toward scholarships for low-income students, school supplies, legal aid for disadvantaged and underrepresented populations and law enforcement relations. "Our organization has shown a commitment to these causes over the last several years, but we know we need to and can do more," said Vikings Owner/Chairman Zygi Wilf. "We want this investment to support the many diverse and meaningful social justice efforts throughout our country, but it can only be one piece of our overall work toward having a sustainable impact. Our actions within our communities will be the driving force for creating profound change."

Following a series of meetings throughout the 2021 season to determine the continuation of active engagement and commitment to various social justice causes, the Minnesota Vikings Social Justice Committee and the Wilf family announced an additional \$1 million in contributions toward the expansion and/or launch of multiple initiatives in the following focus areas: 1) reducing socioeconomic disparities; 2) expanding the adoption of educational curriculum on racial equality and Black history; and 3) advocating for law enforcement reform and criminal justice reform. With an additional \$500,000 commitment in 2022, social justice donations from the team and the Wilfs now total over \$7 million since 2018.

The Vikings delivered a message of unity and change entering the 2020 season as the team came together in a call for justice. The organization believes in creating meaningful dialogue and being agents for positive, transformational and sustainable change.





Project Success

For the past several years, the Vikings have partnered with Project Success and Delta to bring Minneapolis high school students to visit the historic, political and cultural center that is Washington, D.C. In the summer of 2023, the team brought 15 students to visit Howard University, the National Museum of African American History and Culture (NMAAHC) and important monuments and sites in the city.

Vikings teammates linebacker Brian Asamoah II, kicker Greg Joseph, safety Josh Metellus and fullback C.J. Ham, along with his wife Stephanie, accompanied the students. Vikings General Manager Kwesi Adofo-Mensah also took part in the trip, as did Vikings Legends former fullback Tony Richardson, tight end Visanthe Shiancoe, safety Mistral Raymond and fullback Tony Richardson.

Each of the 15 students on the trip was surprised with a \$1,000 scholarship courtesy of Delta.



The Minnesota Vikings “On the Field and in the Community - Your Special Team”

The Minnesota Vikings are more than a football team. The coaches, players, alumni and staff are your neighbors. Their wives or husbands may be your co-workers. Their children attend school with your children. The Vikings are a part of our community. Many schools, hospital charities and civic groups have been impacted by player involvement, staff participation and family volunteerism. The Vikings organization is your neighbor too, as a corporate citizen actively involved in policy and service to Minnesota.



CLOCKWISE FROM ABOVE: Vikings players defensive lineman Harrison Phillips and defensive end Kenny Willekes visited Falcon Ridge Middle School and spent time with students who are a part of the Best Buddies program... Vikings Head Coach Kevin O’Connell and current Vikings players hosted a Special Olympics Unified event... U.S. Bank Stadium and Twin Cities Orthopedics Performance Center served as public vaccination sites during the spring of 2021. Over 26,000 people took part in the events at the two homes of the Vikings... The Vikings put their feet to work during the 2021 season as part of the annual “My Cause My Cleats” initiative. The team had 45 players involved in the program wearing specially painted cleats to represent a respective cause of the players’ choice.



Inspiring the Next Generation

In May 2022, the Vikings pledged \$75,000 and partnered with Minneapolis Public Schools to launch a new MPS Girls Flag Football program. The inaugural three-week season featured three teams from middle schools in the Minneapolis area, with each team receiving custom uniforms and equipment donated by Nike and the Vikings.

With the launch of the program, the Vikings joined several NFL teams that had established girls flag football leagues in their local areas. The original financial contribution was dedicated to travel, coaching stipends, field space and equipment and was intended to ensure the long-term success and expansion of the program. In 2023, that expansion began, as the program added four districts (St. Paul, Anoka-Hennepin, Rochester, Hopkins) and had 150 girls participate across the five total districts. At the conclusion of the season, the Vikings hosted a year-end tournament open to all districts, in which eight teams competed at TCO Stadium.

As longstanding partners with the Minnesota State High School League, the Vikings are committed to creating enriching and inclusive athletic opportunities across the state. The future expansion of girls high school flag football to a varsity sport in Minnesota is the ultimate goal that aligns with that commitment. Currently, just six states (Alaska, Arizona, Florida, Georgia, Nevada and New York) sanction girls flag football as a high school sport.



VIKINGS YOUTH FOOTBALL - TEACH. PLAY. GROW.

The mission of Vikings Youth Football is to grow, support and promote youth football through fair play, health, safety and academics. Innovative programs reach kids six years of age and up throughout our five-state region via youth football camps, Gatorade Prep Elite, Nike 11-ON, the Vikings All-State Football Team and the High School Coach of the Week program.

Support for coaches and officials is also provided through free USA Football coaching certifications, coaching clinics and officials clinics. In 2018, the Vikings started hosting high school games at TCO Stadium in the Vikings Prep Spotlight series, providing high school football players with a unique opportunity to play one of their regular season games at an NFL facility.



The Vikings connect with youth football programs across the state through clinics and camps, encouraging participation and safe technique. This creates a strong foundation to build upon as our organization continues to grow the game. Growing our great game at the grass-roots level has been an emphasis for the Vikings organization, resulting in expanded programs, recognition for top players and coaches and building strong community bonds in youth and high school football.



Minnesota Vikings Legends Mission Statement

Embracing the players and coaches who built the Minnesota Vikings into the proud franchise it is today and honoring their legacy is the mission of the Vikings Legends program. Serving Vikings alumni and preserving their place in team history connects the past with the present and future.

The objectives of the Minnesota Vikings Legends Department is to preserve the interests of the Vikings organization by maintaining our rich history and traditions. Additionally, the department strives to support retired players by keeping them engaged in community outreach events and build upon the foundation they have set for the organization.



MINNESOTA VIKINGS MUSEUM

Relive the Greatest Moments in Vikings History

The Vikings Museum is a place for Vikings fans and Legends alike to experience the comprehensive history of the Minnesota Vikings and football in Minnesota. With a 360-degree video theater, multiple interactive exhibits and hundreds of historical artifacts, fans can learn the fascinating stories and insider details of the franchise's first six decades in fun and unique ways.


VIKINGS MUSEUM

2645 Vikings Circle, Eagan, MN 55121

651-452-2626

Please visit [Vikings.com/museum](https://vikings.com/museum) for open hours, admission prices, group rates and more.

Do you have an important artifact or Vikings memorabilia you would like to donate to the Vikings Museum? Visit [Vikings.com/museum](https://vikings.com/museum) and tell us more.



VIKINGS PREP SPOTLIGHT GAMES

Prep Spotlight Series Scores

2018

Sept. 28 Farmington 41, Eagan 28
 Oct. 12 Lakeville North 38, Prior Lake 3
 Nov. 9* Lakeville North 35, St. Michael/Albertville 8
 Nov. 10* Owatonna 42, Chaska 27
 Nov. 10* Elk River 23, Spring Lake Park 21
 *State Quarterfinal Playoffs

2019

Sept. 20 Eden Prairie 14, Shakopee 6
 Sept. 27 Chaska 21, Apple Valley 0
 Sept. 28 Mankato West 58, Rochester Mayo 21

2021


Sept. 10 Waconia 20, Robbinsdale Cooper 14,
 Sept. 17 Saint Thomas 21, Cretin-Derham 14

2022

Sept. 15 East Ridge 54, Hopkins 6
 Sept. 18 Bloomington Jefferson 21, Chanhassen 35

2023

Sept. 16 Two Rivers vs. Harding-Humboldt
 Oct. 13 Hill Murray vs. Richfield





Following more than a dozen years of discussion at the state capitol and four years of design and construction, the Vikings and the Minnesota Sports Facilities Authority officially opened U.S. Bank Stadium on July 22, 2016, marking the completion of the largest construction project in state history and the celebration of a true public-private partnership that has helped reshape the East Town neighborhood in Minneapolis.

The stadium, from design to completion, was built with three key principles in mind: developing an unprecedented design, establishing a true public-private partnership and guaranteeing a best-in-class fan experience.

Unprecedented Design - Featuring the first ethylene-tetrafluoro-ethylene (ETFE) roof on a sports facility in the United States and the world's largest pivoting glass doors, U.S. Bank Stadium exemplifies an unprecedented design. The 60% transparent roof combined with nearly 200,000 square feet of glass throughout the building provides a true indoor-outdoor experience, giving fans the best of both worlds. The use of ETFE is now being replicated around the country (Atlanta, Los Angeles, Las Vegas), changing the game for sports facilities in the United States. With its slanted roof to shed snow, the authentic design also responds to the climate like a true Nordic structure.

Public-Private Partnership - U.S. Bank Stadium serves as a prime example of a public-private partnership that has helped reshape a community. The team/private contribution of \$609 million, a \$132 million increase from the original \$477 million commitment, covered 55% of the total \$1.1 billion cost of the publicly-owned, multi-use stadium. More than 300 Minnesota businesses contributed to the design and construction of the stadium with approximately 90% of the construction dollars going back to Minnesotans. The stadium has spurred more than \$1 billion in surrounding development in Minneapolis' East Town neighborhood, and nearly 1,000 non-Vikings events and community programs were held within the first two years.

Best-in-Class Fan Experience - The Vikings consistent focus has been on creating an unforgettable stadium experience for all fans. U.S. Bank Stadium boasts some of the closest seats and suites in the NFL amid a variety of seating options, including six clubs, four group cabins and two membership bars. Two of the NFL's highest-quality and best-positioned LED video boards flank the end zones, and the stadium has 2,000 televisions. A robust art collection, an interactive Vikings Voyage fan space and 1,300 Wi-Fi access points are just a few of the overall fan amenities. The stadium was also the first to open with LED sports lighting, allowing for color temperature adjustment and providing natural and more uniform light.

Putting Minnesota Businesses First:

- Nearly 90% of the contract dollars went back to Minnesota companies
- More than 300 Minnesota businesses were involved in the project, led by Minnesota-based general contractor Mortenson Construction
- Nearly 1,500 workers were on-site at U.S. Bank Stadium at the peak of construction, and local materials were prioritized

Dynamic Design:

- Dallas-based HKS Architects led design of U.S. Bank Stadium
- Four points of emphasis: climate, geography, history/quality of civic structure and technology
- Evokes images of ice floes colliding, frozen lakes, jagged geology and traditional Nordic roof structures designed to shed snow
- Responds to climate rather than works against it, using features such as slanted roofs and snow gutters

Fantastic Features:

- More than 1.75-million square feet
- 270-foot high at its West peak, slopes down to 205 feet on East end
- First transparent ETFE roof on a sports facility in the United State
- Five entry gates- Legacy (West), Polaris (Northwest), Ecolab (North), East and Pentair (South)
- Legacy Gate is signature feature, made up of five of the world's largest pivoting doors of 75 to 95 feet in height and 55 feet wide - doors each weigh 57,000 pounds and contain 10 smaller doors used for inclement weather when pivoting doors are closed
- 131 suites and 9,000 club seats, including field-level suites
- Seven levels connected by stairs, ramp, 33 escalators and 11 elevators
- Two concourses with 360-degree circulation and six views into the bowl
- Highest quality HD video boards located in east and west end zones, totaling 12,560 square feet
- 2,000 HD televisions located throughout the stadium
- Light rail station directly outside stadium and stadium is connected to Minneapolis' skyway with 10 miles of enclosed walkways
- Accessibility for people with disabilities



Details Make a Difference

Digital LD/HD Technology Shines

- Highest-quality and best-positioned LED video boards in the NFL are above each end zone
- Video boards are strategically placed as low as possible in natural sight lines
- Vikings are among small group of NFL teams using 13HD technology for the video boards and ribbon boards
- West video board - 120' x 68' (8,160-square feet), East video board - 88' x 50' (4,400-square feet), ribbon boards- 3,000+ linear feet
- More than 2,000 HD television displays

Art Collection Captures Creative Spirit

- More than 350 original pieces of fine art, 250 photographs and two concourse murals from over 40 artists- 36 from Minnesota
- Collection spans eight mediums and three themes, including celebrating the State of Minnesota, honoring Minnesota sports moments and saluting Vikings past and present
- Artists include three former Vikings players - Matt Blair, Jim Marshall and Carl Eller
- Collection and artists profiles can be viewed on Vikings.com and the Vikings Mobile App
- An installation honoring all of the Minnesota high school football teams with their helmets on the East end of the stadium

Vikings Voyage

- More than 10,000 square foot interactive experience includes virtual reality, RFID system and unique historic memorabilia
- Free for fans to participate in scouting combine events including catching passes while wearing a virtual reality helmet, running drills against a player's pace, measuring jumps and tackling force
- Nearly 10-yard projection screen showing historic Vikings footage, life-sized Purple People Eaters, suspended chrome footballs celebrating Hall of Fame WR Cris Carter's 1,000+ receptions, Bud Grant's first coaching headset and revolving displays of team history



U.S. BANK STADIUM HOSTS THE BIGGEST EVENTS

Since opening in 2016, U.S. Bank Stadium has welcomed the world for the biggest events in sports and entertainment, including the following:

2016:


7/22-24 U.S. Bank Stadium Grand Opening/Public Open Houses
8/3 Guinness International Champions Cup
A.C. Milan vs. Chelsea F.C.
8/19 Luke Bryan Concert
8/20 Metallica Concert
10/23 U.S. Women's National Soccer Team vs. Switzerland
11/11-13 Minneapolis Holiday Boutique
12/10-11 Monster Jam

2017:

1/27-29 Minneapolis Home and Remodeling Show
2/11 Monster Jam
2/18 Monster Energy AMA Supercross
3/3-6 University of Minnesota Baseball "DQ Classic"
3/17-19 World of Wheels Car Show
3/30-4/2 Spring RV Show
7/13-16 ESPN X Games
7/30 Guns N' Roses Concert
8/12 Coldplay Concert
9/8 U2 Concert
11/12-14 Minneapolis Holiday Boutique
12/2 Monster Jam

2018:

1/14 NFC Divisional Playoff - Vikings defeat Saints 29-24
2/4 Super Bowl LII - Eagles defeat Patriots 41-33
2/16-18 Minneapolis Home and Remodeling Show
3/2-5 University of Minnesota Baseball "DQ Classic"
3/16-18 Spring RV Show
3/23-25 World of Wheels Car Show
4/7 Monster Jam
5/5 Kenny Chesney Concert
5/18 Pulse Momentum Concert
7/19-22 ESPN X Games
7/31 International Champions Cup - Tottenham vs. A.C. Milan
8/8 OTR II Tour - Jay-Z & Beyonce
8/31-9/1 Taylor Swift Reputation Stadium Tour
10/20 Ed Sheeran North American Stadium Tour
11/9-11 Minneapolis Holiday Boutique
11/30-12/1 U.S. Bank Stadium Basketball Classic
12/8 Monster Jam



2019:

1/25-27 Minneapolis Home and Remodeling Show
1/31-2/3 Spring RV Show
2/9 Monster Energy AMA Supercross
2/16 Monster Jam
4/6-8 NCAA Men's Final Four
5/3-4 Garth Brooks Stadium Tour
7/11-14 Lutheran Church Missouri Synod National Youth Gathering
8/1-4 ESPN X Games
11/8-10 Minneapolis Holiday Boutique
12/14 Monster Jam

2020: (COVID-19 Pandemic)

1/24-26 Minneapolis Home and Remodeling Show
2/15 Monster Jam
2/28-3/1 University of Minnesota Baseball "Cambria Classic"

2021: (COVID-19 Pandemic)

March University of Minnesota/Big Ten Baseball
4/12-14 Vaccination Clinic (Minnesota Department of Health)
10/24 The Rolling Stones Concert
11/13 George Strait/Chris Stapleton Concert

2022:

2/4-6 Minneapolis Home and Remodeling Show
2/12 Monster Jam
2/19 Monster Energy AMA Supercross
3/4-6 University of Minnesota Baseball "Cambria Classic"
3/18-20 Spring RV Show
5/20-22 VeeCon
6/11 Eric Church with Morgan Wallen Concert
6/22-23 Green Sports Alliance Summit
8/5 Kenny Chesney's "Here and Now 2022" Tour
8/13 Def Leppard and Motley Crue 2022 "The Stadium Tour"
8/27 Rammstein 2022 North American Stadium Tour

2023:

2/3-5 Minneapolis Home and Remodeling Show
2/18-19 Monster Jam
3/3-5 University of Minnesota Baseball "Cambria Classic"
3/24-26 Spring RV Show
4/8 Red Hot Chili Peppers 2023 Tour
5/13 Luke Combs World Tour 2023
6/23-24 Taylor Swift Eras Tour 2023

Photos courtesy U.S. Bank Stadium & Joe Lemke Photography





U.S. BANK STADIUM BY THE NUMBERS

- 1.75 Million** Total square footage of the footprint of the building. U.S. Bank Stadium is twice the size of the Metrodome that once stood on the same spot.
- 5** World's largest pivoting doors on the stadium's west side, ranging in size from 75 to 95 feet high and 55 feet wide.
- 200,000** Square footage of glass used throughout the stadium, including the large glass wall on the stadium's west side that gives fans an excellent view of the downtown Minneapolis skyline.
- 240,000** Square footage of ETFE, the durable transparent material that makes up 60 percent of the stadium's roof.
- 67,202** Stadium's seating capacity for events and Vikings home games. The stadium can accommodate up to 70,000 people for larger events.
- 12,560** Combined square footage of east and west video boards.
- 2,000** High-definition televisions are spread throughout the stadium, ensuring viewing capabilities for fans at all times.
- 1,300** Wi-Fi access points scattered within the stadium. "Clam shell" access points are located within the handrails of stadium sections connecting all fans even in the seating bowl.
- \$1.1 Billion** Total cost of U.S. Bank Stadium. The Vikings contributed \$609 million - including more than \$132 million in additional funding from the original team/private \$477 million commitment. The State of Minnesota and City of Minneapolis combined to contribute \$498 million to the project.
- 41** Feet from the sidelines to the closest seats in the house, bringing fans extremely close to the action.
- 30** Months of construction from start to finish. Ground was broken on the new building on December 3, 2013, and the keys to the building were delivered from Minnesota-based Mortenson Construction on June 17, 2016, six weeks ahead of schedule.
- 272** Feet to the tallest point of the building. Standing nearly 30 stories tall, U.S. Bank Stadium peaks at the stadium's west prow.
- \$1 Billion** Development in no less than 20 projects announced in the area surrounding U.S. Bank Stadium generated following the unveiling of the stadium's design.
- 1,500** Workers on site at the peak of the construction process. Nearly 8,000 construction workers contributed to the construction of U.S. Bank Stadium.
- 350** Pieces of commissioned artwork on display inside U.S. Bank Stadium, including two large murals on the north and south walls of the main concourse. In addition, 250 framed photographs are hung throughout the building.
- 40** Artists from the state of Minnesota commissioned to be a part of the stadium's high-quality art collection. Included in the collection are three former players - Matt Blair, Carl Eller and Jim Marshall - and legendary head coach Bud Grant.
- 300** Minnesota-based companies involved in the construction of U.S. Bank Stadium, led by construction manager Mortenson Construction. Approximately 90 percent of the companies that had a hand in building the new stadium were Minnesota-based.
- 33** Escalators located throughout the building, connecting fans to the seven levels of the stadium.
- 11** Elevators allowing fans to seamlessly transition between the seven levels of U.S. Bank Stadium.

U.S. BANK STADIUM TIMELINE

- May 10, 2012** ● Following years of discussion at the state capitol, the Minnesota State Legislature approved the bill for the Minnesota Vikings new stadium located in downtown Minneapolis. The public-private partnership that was agreed to was made official just days later when Governor Mark Dayton signed the bill.
- May 13, 2013** ● Almost one year exactly after the stadium bill passed at the capitol, the Minnesota Sports Facilities Authority (MSFA), the Vikings and HKS Sports & Entertainment Group together unveiled the stadium design that featured the country's largest ETFE roof and the world's largest pivoting glass doors.
- Dec. 3, 2013** ● The Minnesota Sports Facilities Authority (MSFA) and the Minnesota Vikings, in partnership with Mortenson Construction and project associate Thor Construction, broke ground on the 66,860 seat, 1.7 million square-foot facility. In total, approximately nine million work hours and 8,000 workers contributed to the project during the 30-month construction process.
- May 20, 2014** ● More than two years prior to the opening of U.S. Bank Stadium, the downtown Minneapolis facility was awarded Super Bowl LII. The game marked the second time the Super Bowl was played in Minnesota (Jan. 26, 1992). The Super Bowl is annually the most watched television program in the world.
- Sept. 17, 2015** ● After 21 months of construction, Mortenson Construction, the MSFA and the Vikings celebrated the "topping out" of U.S. Bank Stadium. More than 11,000 tons of steel help make up the U.S. Bank Stadium roof, including the 989 foot-long, 1,700-ton ridge truss, which stands 214 feet above the playing field.
- July 22, 2016** ● Governor Mark Dayton and Vikings Owner/President Mark Wilf officially opened U.S. Bank Stadium with a ceremonial ribbon-cutting inside the downtown facility. After 30 months of construction, the Minnesota Vikings and their fans now had their new home. More than 150,000 fans visited U.S. Bank Stadium during its opening weekend.
- Aug. 3, 2016** ● The first major event was held inside U.S. Bank Stadium with an international soccer match. Chelsea FC defeated AC Milan 3-1 in front of 64,101 fans during the International Champions Cup match.
- Aug. 28, 2016** ● The Vikings played their first game in their new home during a Sunday afternoon preseason contest against the San Diego Chargers broadcast nationally on FOX.
- Sept. 18, 2016** ● The Minnesota Vikings defeated NFC North-rival Green Bay 17-14 in front of 66,813 in the first regular-season game at U.S. Bank Stadium.
- Jan. 14, 2018** ● The Vikings hosted the first playoff game at U.S. Bank Stadium, and it was a game for the ages with the New Orleans Saints. The thriller ended with a 61-yard walkoff touchdown reception by Stefon Diggs in a 29-24 win, forever to be known as "the Minneapolis Miracle."
- Feb. 4, 2018** ● The sports world watched Philadelphia top New England 41-33 in Super Bowl LII. Attendance for the game was 67,612 and featured Justin Timberlake performing at halftime. More than 103-million viewers in the United States tuned into the NBC broadcast.
- April 6-8, 2019** ● The NCAA Men's Basketball Final Four featured Auburn, Michigan State, Texas Tech and Virginia, with the Cavaliers taking the title 85-77 over Tech in front of a crowd of more than 72,000.
- June 26, 2023** ● U.S. Bank Stadium was paid off in its entirety, 23 years earlier than originally anticipated and just seven years after the stadium's opening.

TCO PERFORMANCE CENTER: OUR HOME FIELD



WINTER PARK	FACT	TCO PERFORMANCE
1981	Year Opened	2018
14 months	Construction time	18 months
138,000 square feet	Total Square Feet	277,000 square feet
50,000 square feet	Office Space	184,000 square feet
88,000 square feet	Field House Area	93,000 square feet
73 feet	Field House Height	98 feet
14.5 acres	Campus Area	40 acres
2	Outdoor Grass Fields	4
Yes (added in 1991)	Indoor Practice Facility	Yes
No	Outdoor Stadium	Yes (6,500 capacity)
90 lockers	Locker Room	95 lockers
4,300 square feet		6,500 square feet
5,800 square feet	Weight Room	6,100 square feet
No	Cardio Mezzanine	Yes (1,500 square feet)
1,800 square feet	Training Room	6,700 square feet
8	Treatment / Training Tables	16
470 square feet	Hydrotherapy Center	1,919 square feet
1	Treadmill Pool	1
1	Cold Plunge Pool	1
1	Hot Plunge Pool	1
2	Extremity Whirlpool Tubs	4
700 square feet (Conf. Room)	Draft Room	1,300 square feet
20-25 capacity		41 capacity
108 capacity (temporary)	Auditorium	174 capacity
Yes (Team Cam room)	Virtual Reality Simulator	Yes (370 square feet)
400 square feet	VEN Studio	6,200 square feet
0	Radio Interview Rooms	2
Yes (175 square feet)	ESPN / NFL Team Cam Room	Yes (278 square feet)
2,400 square feet	Kitchen / Dining	6,700 square feet
15 miles	Distance from USBS	16 miles

TCO PERFORMANCE CENTER TIMELINE

- June 21, 2016** ● **Eagan City Council Approves Plans for Headquarters and Practice Facility**
The Eagan City Council unanimously approved the Minnesota Vikings plan to move the team headquarters and training facility to a 200-acre site located off I-494 at the intersection of Dodd Road and Vikings Parkway.
- Aug. 2, 2016** ● **Groundbreaking**
The Vikings, along with partners Twin Cities Orthopedics (TCO), the City of Eagan, Crawford Architects and Kraus-Anderson Construction Company, broke ground on the Twin Cities Orthopedics Performance Center and TCO Stadium.
- Dec. 22, 2016** ● **Crews Begin Steel Installation**
The team's future home began to take shape above ground as the first steel was installed at the TCO Performance Center.
- January 2017** ● **Walls Constructed at TCO Performance Center**
With just over a year before the anticipated move-in date, the team's new headquarters began to form as walls were installed.
- May 10, 2017** ● **Final Structural Steel Installed**
Construction crews hoisted the final piece of steel into position. More than 3,500 tons of steel were used in the project, including 2,200 tons for the indoor practice facility alone.
- March 5, 2018** ● **Vikings Staff Moves In**
Just weeks after U.S. Bank Stadium and the Twin Cities hosted Super Bowl LII, the Vikings officially opened the doors to their new practice facility and headquarters, the Twin Cities Orthopedics Performance Center. The team held a family night event to show off its new home later that week.
- March 15, 2018** ● **Free Agent Quarterback Kirk Cousins Signs With Vikings**
The most highly sought after free agent in the 2018 market, QB Kirk Cousins, signed with the Vikings and was introduced at a press conference in TCO Performance Center.
- April 26-28, 2018** ● **First Draft Conducted From TCO Performance Center**
The Vikings conducted the first draft from TCO Performance Center over three days in April. The club selected UCF defensive back Mike Hughes with its first-round pick, No. 30 overall.
- June 15, 2018** ● **Ribbon Cutting at TCO Performance Center**
The Vikings welcomed business partners, state and local leaders and NFL Commissioner Roger Goodell for a formal ribbon-cutting ceremony at TCO Performance Center.
- July 25, 2018** ● **First Training Camp**
For the first time in the history of the Vikings franchise, the club held training camp at its facility rather than conducting camp on a college campus. The team called Bemidji State home from 1961-65 and Minnesota State, Mankato, hosted the team from 1966-2017.
- Sept. 28, 2018** ● **High School Football Debut**
TCO Stadium was built with the intention of being a focal point of the TCO Performance Center complex and as a community resource with high school football as one of the key elements to that cause. Five high school football games were hosted at TCO Performance Center during its inaugural year, including a trio of state quarterfinal playoff games.
- Jan./Feb. 2022** ● **General Manager Kwesi Adofo-Mensah & Head Coach Kevin O'Connell Introduced**
On Thursday, Jan. 27, the Vikings introduced Kwesi Adofo-Mensah as the team's new general manager and on Thursday, Feb. 17, the club introduced Kevin O'Connell as the Vikings 10th head coach in franchise history.

MINNESOTA VIKINGS CHEERLEADERS

The Minnesota Vikings Cheerleaders are dance athletes that are an integral part of the total NFL fan experience on game day at U.S. Bank Stadium. The MVC represent the Minnesota Vikings as both community and brand ambassadors. Through hundreds of appearances, game day performances, youth initiatives and charitable events associated with the Minnesota Vikings, the MVC make an impact across Minnesota and beyond.

To book an appearance by the Minnesota Vikings Cheerleaders or to get information on their programs, visit Vikings.com.





OWNERSHIP

2023 MINNESOTA VIKINGS



ZYGI WILF

**Owner/
Chairman**



Zygi Wilf enters his 19th season as Owner/Chairman of the Minnesota Vikings in 2023 and has been instrumental in transforming the organization since the Wilf family purchased the club in 2005. During that time, Wilf and his brother Mark, have focused on creating a world-class organization that consistently competes for championships, provides the best fan experience in the NFL, has a positive impact on the community and grows the game of football.

Since taking ownership of the club, the Wilfs have invested heavily in building a culture that gives players and staff the best environment to succeed and emphasizes each individual's value. During the 2023 offseason, ownership's efforts received a resounding stamp of approval when the NFL Players Association released the results of its first version of "free agency report cards" for all 32 teams and the Vikings finished ranked number one. The player survey focused on topics ranging from the quality of team facilities and programming to the treatment of players families, and the Vikings received four A-plus grades, three As and one A-minus in the eight categories. The report said, "The Minnesota Vikings are a shining example of what is possible when a concerted investment is made in both staffing and facilities."

Two of the biggest organizational achievements – opening U.S. Bank Stadium in 2016 and hosting Super Bowl LII in 2018 – have come under the Wilfs' leadership. As the largest construction project in state history, the new stadium employed nearly 8,000 construction workers and has had a significant economic impact on the region. Wilf served as Honorary Co-Chair of the Minnesota Super Bowl Bid Committee and was successful in bringing Super Bowl LII to Minnesota in 2018. The facility is capable of hosting hundreds of community, national, and international events each year.

Wilf and his brother Mark also led the development of the Vikings new headquarters, Twin Cities Orthopedics Performance Center, which opened in March 2018 in Eagan, Minnesota. As the day-to-day and training camp home of the team, TCO Performance Center serves as the centerpiece of Viking Lakes, a 200-acre, mixed-use development that will ultimately encompass three million square feet of corporate office, medical, retail, entertainment and multi-family housing. Over the past two years, the growing campus has added four esports teams, the national headquarters of USA Curling, the northern office of the United States Tennis Association, the Omni Viking Lakes Hotel and the Viking Lakes Residences to go alongside the

Vikings Museum and team store and Twin Cities Orthopedics' sports medicine center and medical office building.

Philanthropy has long been a key point of emphasis for the Wilfs, which was most recently evident throughout the COVID-19 pandemic. The Wilf Family Foundations and the Vikings gave over \$5 million in donations and commitments to support health care workers, the elderly, food banks social service organizations and Jewish causes in Minnesota, New York, New Jersey and Israel. Zygi and Mark have also been actively engaged with the team's player-led Social Justice Committee. Since 2018, the Wilf family and the Vikings have donated more than \$7 million to social justice causes throughout the United States, including \$5 million in June 2020. Their continued work with players focuses on three areas: 1) reducing socioeconomic disparities; 2) expanding educational curriculum on racism and Black history; and 3) advocating for law enforcement and criminal justice reform.

Throughout their heavy involvement in business and civic endeavors, the Wilfs have been particularly dedicated to children's health issues. In 2015, Zygi and Mark donated \$5 million to the University of Minnesota to create the Wilf Family Center. Designed to be the intellectual center of children's health care in the Midwest, the center has an impact extending far beyond the region's borders. In 2017, under the Wilfs' leadership, the Vikings launched the new Vikings Foundation with the mission of advancing the well-being of youth through engaging health and education initiatives. In 2019, the Foundation unveiled Vikings Table, a food truck that provides free meals to underserved children in Minneapolis-St. Paul and surrounding communities. In its first six months of operation, Vikings Table served more than 4,500 meals and to date has provided over 27,000 meals to families in need.

The journey for Wilf from avid New York Giants fan sitting in the bleachers of Yankee Stadium in the 1960s to taking over the leadership of one of the NFL's proudest franchises has been marked by bold and well-founded business decisions, commitment to family and employees, and appreciation for NFL history. Wilf was recognized in 2013 with the Fritz Pollard Alliance's Tank Younger Award in honor of his commitment to hiring and promoting minority candidates on the football and business side of the Vikings franchise. In spring 2019 the Wilf Family Foundations made a \$1 million donation to the Pro Football Hall of Fame to help the development of a Founders Exhibit that shines a light on the many contributions of founders

and owners of NFL franchises.

Along with his ownership of the Vikings, Wilf is a principal of Garden Homes, a nationwide leader in retail, commercial and private residential development. He was part-owner of the MLS's Nashville SC franchise and a founder of WISE (Wilf Innovative Sports & Entertainment) Ventures, an investment fund based in Manhattan focused on early and growth stage investment opportunities in sports entertainment and real

estate. In 2021, Wilf became vice chair and managing partner for Orlando City SC and the Orlando Pride.

Wilf, the son of Joseph and Elizabeth Wilf, emigrated with his parents from Europe to the United States in the early 1950s and settled in New Jersey. He attended nearby Fairleigh Dickinson University, earning a bachelor's degree in economics and later graduated from New York Law School in Manhattan. Wilf, and wife, Audrey, have four children.



Entering his 19th season of ownership in 2023, Minnesota Vikings Owner/President Mark Wilf has led a transformation of the entire organization and has dedicated his focus to four primary areas: building a team that consistently competes for championships, providing the best in class fan experience, positively impacting the Minneapolis-St. Paul community and growing the game of football.

Mark, along with his brother Zygi, oversees the management and strategic planning of every department within the Vikings. He led two of the most significant initiatives in the team's history with the completion of U.S. Bank Stadium and the successful bid to bring Super Bowl LII to Minnesota, creating a lasting impact on the community and the state. The multi-use U.S. Bank Stadium opened in July 2016 and is considered to be in the upper echelon of stadiums throughout the world, having won several awards for its construction and design, operations, and sustainability initiatives. The stadium also provides one of the best fan experiences in all of sports and entertainment. As the largest construction project in state history, U.S. Bank Stadium created thousands of jobs with tremendous economic impact on the region and helped spur more than \$1 billion in surrounding development in the east side of downtown Minneapolis. The facility is capable of hosting hundreds of community, national, and international events each year and has already been the home of Super Bowl LII, the 2019 NCAA Men's Final Four and multiple ESPN X Games.

Mark and Zygi also led the development of the Vikings new headquarters, Twin Cities Orthopedics Performance Center, which opened in March 2018 in Eagan, Minnesota. As the day-to-day and training camp home of the team, TCO Performance Center serves as the centerpiece of Viking Lakes, a 200-acre, mixed-use development that will ultimately encompass three million square feet of corporate office, medical, retail,

entertainment and multi-family housing. Over the past two years, the growing campus has added four esports teams, the national headquarters of USA Curling, the northern office of the United States Tennis Association, the Omni Viking Lakes Hotel and the Viking Lakes Residences to go alongside the Vikings Museum and team store and Twin Cities Orthopedics' sports medicine center and medical office building.

Since taking ownership of the club, the Wilfs have invested heavily in building a culture that gives players and staff the best environment to succeed and emphasizes each individual's value. During the 2023 offseason, ownership's efforts received a resounding stamp of approval when the NFL Players Association released the results of its first version of "free agency report cards" for all 32 teams and the Vikings finished ranked number one. The player survey focused on topics ranging from the quality of team facilities and programming to the treatment of players families, and the Vikings received four A-plus grades, three As and one A-minus in the eight categories. The report said, "The Minnesota Vikings are a shining example of what is possible when a concerted investment is made in both staffing and facilities."

Philanthropy has been ingrained in the Wilf family for generations. Wilf embraces his role as a steward of the franchise and understands the Vikings have been a valuable part of the fabric of life in the region since 1961. Since taking ownership of the team, Mark, Zygi, and the Wilf Family Foundations have provided significant and impactful grants and donations to numerous charitable causes throughout Minnesota and encourage every player on the roster to take part in community service events. Since 2018, the Wilf family and the Vikings have donated more than \$7 million to social justice causes, including \$5 million in June 2020. Their continued work with players focuses on three areas: 1) reducing socioeconomic disparities; 2)

expanding educational curriculum on racism and Black history; and 3) advocating for law enforcement and criminal justice reform. In 2020, during the COVID-19 pandemic, the Wilf Family Foundations and the Vikings gave over \$5 million in donations and commitments to support health care workers, the elderly, food banks, social service organizations and Jewish causes in Minnesota, New York, New Jersey and Israel.

The Wilfs have also made children's health a priority, most notably donating \$5 million to the University of Minnesota Masonic Children's Hospital and creating the Wilf Family Center. The Center is designed to be the intellectual hub of children's health care in the Midwest. In 2017, under the Wilfs' leadership, the Vikings launched the Minnesota Vikings Foundation with the mission of advancing the well-being of youth through engaging health and education initiatives. In 2019, the Foundation unveiled Vikings Table, a food truck that provides free meals to underserved children in Minneapolis-St. Paul and surrounding communities. In its first six months of operation, Vikings Table served more than 4,500 meals and since the COVID-19 pandemic, has provided over 13,000 meals to families in need. In addition, the Wilf Family Foundations made a \$1 million donation to the Pro Football Hall of Fame in 2019 to help create a Founders Exhibit which shines a light on the many contributions of founders and owners of NFL franchises.

Wilf served as Chair of the Board of Trustees for the Jewish Federations of North America (JFNA) from 2018-2022. In 2022, Wilf led a major aid mission of the North American Jewish Community to Poland to meet with Ukrainian refugees and

evaluate the needs on the ground as a result of the Russian invasion. The Federations raised more than \$50 million for rescue and relief efforts for Ukraine and its Jewish community. Following his tenure as Chair of JFNA, Wilf was appointed Chair of the Jewish Agency for Israel's Board of Governors, a position in which he will serve until 2025. A longtime supporter of the Jewish community and the descendant of Holocaust survivors, Wilf and his family are among the largest benefactors of Yad Vashem, the Holocaust memorial museum in Israel.

Wilf is a principal of Garden Homes, his family's real estate firm, a nationwide leader in retail, commercial and private residential development. In 2018, Wilf and his family launched WISE (Wilf Innovative Sports & Entertainment) Ventures, an investment fund based in Manhattan. WISE focuses on early and growth stage investment opportunities in sports, entertainment and real estate. In 2021, Wilf became the chairman and governor for Orlando City SC and the Orlando Pride.

Wilf earned his bachelor's degree from Princeton University, where he served as the radio voice of Princeton Tigers football and basketball. He later graduated from the New York University School of Law before becoming a principal in the family business. Wilf currently serves on several boards, including Vanderbilt University, the NYU School of Law and the Princeton Varsity Club. Wilf is chair of the NFL Stadium Committee and serves on the Business Ventures Committee and Fan Engagement and Major Event Committee.

Wilf and his wife Jane, who is also heavily involved in philanthropic activities, have four children.



**LENNY
WILF**

**Owner/
Vice Chairman**



Leonard Wilf joins cousins Zygi and Mark Wilf with the Vikings ownership group as Vice Chairman of the team for the 19th season in 2023. Away from the Vikings, Wilf also serves as President of family-owned Garden Homes Development, a nationwide leader in retail, commercial and private residential development based in New Jersey and New York. Garden Homes celebrated their 60th year of business in 2014.

Wilf earned his bachelor's degree, Cum Laude, from Boston University. Following his undergraduate work, Wilf graduated with a law degree from Georgetown University. During his tenure at Georgetown, Wilf was editor of the Georgetown Law Journal. Wilf went on to receive a Master of Law in Taxation from New York University.

In 2012, Wilf was recognized for his progressive work with charities and named to the board of the NFL Foundation. He also serves on the NFL Legislative Committee. Active with several professional and civic groups, Wilf is Vice Chairman on the Board of Trustees of NYU and the NYU Law School. Wilf is former Chairman of the American Society of Yad Vashem and a Board Member of New York Presbyterian Hospital. He is an involved member of the International Council of Shopping Centers, New York Athletic Club and Wilf was appointed a national trustee of The First Tee Program. Wilf is also active in veterans causes, having The Lincoln Awards, a concert and show which aired on the Public Broadcasting System to honor vets.

An avid sportsman, Wilf enjoys snowshoeing, golf, and deep sea

fishing. His interest in NFL football was developed with his cousins from his youth.

Philanthropy has long been a key point of emphasis for the Wilfs, most recently evident throughout the COVID-19 pandemic during which the Wilf Family Foundations and the Vikings gave over \$5 million in donations and commitments to support health care workers, the elderly, food banks social service organizations and Jewish causes in Minnesota, New York, New Jersey and Israel. The Wilfs have also been actively engaged with the team's player-led Social Justice Committee for nearly six years. Since 2018, the Wilf family and the Vikings have donated more than \$7 million to social justice causes throughout the United States, focusing their work on three areas: 1) reducing socioeconomic disparities; 2) expanding educational curriculum on racism and Black history; and 3) advocating for law

enforcement and criminal justice reform.

In spring 2019 the Wilf Family Foundation made a \$1 million donation to the Pro Football Hall of Fame to help the development of a Founders Exhibit to shine a light on the many contributions of founders and owners of NFL franchises. The display, which opened in 2020 in conjunction with the NFL's Centennial Celebration, covers the entire history of the NFL with a special emphasis on "Women of the NFL."

Wilf and his wife, Beth, have four children and are active members of the community through the Metropolitan Museum of Art and Central Park Conservancy. Wilf was appointed by President Clinton to the U.S. Holocaust Memorial Council in January 1997 and spearheaded the construction of the Metrowest Campus of UJA-Federation in East Hanover, NJ. He and his family reside in Florida.



DAVID

MANDELBAUM

OWNERSHIP PARTNER



David Mandelbaum has been a member of the law firm Mandelbaum & Mandelbaum, P.A. since 1967. He has been a general partner of Interstate Properties since 1968, a director of Alexander's Inc., since 1995 and a trustee of Vornado Realty Trust since 1979. Additionally, from 1962-67, Mandelbaum was an Assemblyman of Essex County, New Jersey.

Mandelbaum earned an A.B. from Princeton University in 1957 and a J.D. from Harvard Law School in 1960. In 1999, he was

installed as Knight of St. Sylvester, the highest honor that a Pope can convey on a non-Catholic, by Pope John Paul II.

Mandelbaum is a trust emeritus of the Center for Jewish Life at Princeton University and served on the dean's advisory board of Harvard Law. He is also a director of the American Skin Association.

Mandelbaum and his wife, Karen, reside in Florida and have four sons - Richard, Michael, Jeffrey and Jonathan.



SCOTT LANDIS

OWNERSHIP PARTNER



Scott Landis has served as a principal of The Landis Group since 1996, successfully operating and managing the company's assets. The Landis Group, which was established in 1967 by Landis' father Alan B. Landis, has developed, owned or operated in excess of 20-million square feet of Class A real estate primarily in the tri-state area. One of their most noteworthy projects is Carnegie Center in Princeton, N.J., a 560-acre mixed-use development. Landis has been responsible for acquiring and favorably repositioning over 8-million square feet of real estate, and as a principal, he has directed acquisitions, leasing, asset management, property management, construction and

development.

Aside from Landis' contributions within the industry, he devotes considerable time and philanthropy to many organizations, including serving on the board of directors of The Urban Assembly, which reaches over 9,000 of New York City's most underserved children. He was a recipient of the Easter Seals award for Continuous Commitment. In addition, Scott also received The King Award from The Parkinson Alliance.

Landis and his wife, Amy, reside in New York City with their four children, Matthew, Chloe, Charlotte and Annabelle.



JONATHAN WILF

**Owner/
Executive Vice President - Strategic Planning and Business Initiatives**



Jonathan Wilf is in his 19th season as a member of the Vikings ownership group and his 9th as the team's Executive Vice President of Strategic Planning and Business Initiatives. In his position, Wilf serves on the Vikings management team and plays a leadership role in developing revenue-generating initiatives for the organization as well as enhancing and expanding technology applications within the Vikings and at U.S. Bank Stadium. Wilf was involved in the planning of U.S. Bank Stadium and the state-of-the-art TCO Performance Center, the club's headquarters and training facility in Eagan.

In addition to his leadership role with the Vikings, Wilf serves as president and co-owner of Version1, a multi-property esports

organization that includes four esports teams and is headquartered on the Viking Lakes campus in Eagan, Minn.

Wilf is a partner in Garden Homes, the family-owned, nationwide leader in retail, commercial and private residential development based in Short Hills, N.J. He holds an engineering degree from the University of Pennsylvania, where he studied computer science, and a J.D. from the Benjamin N. Cardozo School of Law of Yeshiva University.

Wilf is actively engaged in philanthropy as a trustee of the Wilf Family Foundations and has a passion for supporting causes that involve youth development and education. A lifelong sports

fan, Wilf enjoys skiing, hiking and golfing. He resides in New Jersey with his wife, Rachel, and three children.



STEVEN WILF

**Owner/
Executive Vice President - Innovation and Strategy**



Steven Wilf serves as the Vikings Executive Vice President of Innovation and Strategy. Wilf plays a leadership role in the Wilf family's real estate and sports and entertainment projects in Minnesota and nationally and is active in the management of the Vikings, Garden Homes, MV Ventures, Version1 and WISE Ventures.

As a partner in the Vikings Lakes development in Eagan, Minn., Wilf is involved in daily operations surrounding financing, construction and leasing of the project. The 200-acre mixed-use development will ultimately encompass three million square feet of corporate office, medical, retail, entertainment and multi-family housing. Over the past several years, the growing campus has added four esports teams, the national headquarters of USA Curling, the northern office of the United

States Tennis Association, Viking Lakes Residences and the Omni Viking Lakes Hotel. The site also includes the Vikings Museum and team store as well as Twin Cities Orthopedics Eagan and the Training Haus.

Wilf is a partner in Garden Homes, the family-owned, nationwide leader in retail, commercial and private residential development based in New Jersey and New York. A member of the Next Gen Real Estate Committee for UJA in New York, he serves on the New Development Committee for his alma mater, Newark Academy, is on the Next Gen for the First Tee of NY, is involved with the Space Innovation Council at the California Institute of Technology and is a Trustee of the Wilf Family Foundations.

Wilf holds a bachelor's degree from the University of Michigan.



HALLE WILF OSHINSKY

OWNERSHIP GROUP



The 2023 season will mark Halle Wilf's 19th as a member of the Minnesota Vikings ownership group.

Wilf has several leadership roles at the family-owned Garden

Homes Development, a nationwide leader in retail, commercial and private residential development based in New Jersey and New York. She played a key role in the family's acquisition of the Orlando City SC and Orlando Pride soccer teams in 2021 and

continues to serve in a management capacity for the clubs. Wilf is also active in the ownership, development, and management of MV Ventures, as well as a partner in WISE Ventures.

Wilf previously worked at the National Football League from 2017 to 2021, primarily on the Media Strategy and Business Development team as a Senior Analyst, where she earned Front Office Sports' Rising 25 honors in 2020.

Wilf graduated Magna Cum Laude from The Wharton School at the University of Pennsylvania with degrees in Finance and Legal Studies and a minor in Art History. She has remained an active alumni interviewer for the school and serves as a class board member. Wilf is actively engaged in charitable causes and initiatives as a trustee for the Wilf Family Foundations, as well as a board member of the Minnesota Vikings Foundation, the American Society for Yad Vashem and Facing History and Ourselves.



STEPHANIE WILF KAHN

OWNERSHIP GROUP



The 2023 season will mark Stephanie Wilf Kahn's 19th as a member of the Minnesota Vikings ownership group.

Kahn is heavily involved with the family's real estate firm Garden Homes, a nationwide leader in retail, commercial and private residential development. In her role, Kahn touches on many aspects of the business, with a focus on the marketing and advertising functions. She also plays active roles within several other Wilf family entities, including Skyline Developers, MV Ventures and WISE Ventures.

Kahn graduated Magna Cum Laude and received her bachelor's

degree in communication and consumer psychology from the University of Pennsylvania. She serves as co-chair and director of the Minnesota Vikings Foundation and as a trustee of the Wilf Family Foundations, which has provided significant and impactful grants and donations to numerous national and international charitable causes. Kahn is committed to causes concerning education, mental health and Judaism, serving in various advisory roles for related organizations supported by the family foundations.

Kahn and her husband, Adam, reside in New York City.



DANIEL WILF

OWNERSHIP GROUP



Daniel Wilf is an associate with the family's real estate firm Garden Homes, a nationwide leader in retail, commercial and private residential development. Wilf is involved in all aspects of the New Jersey and New York-based real estate business, including property management, financing, marketing, construction, leasing and contract negotiations.

Wilf holds management roles with his family's other entities, including Orlando City SC, the Orlando Pride, WISE Ventures and MV Ventures. As the Wilfs' Minnesota-based real estate company, MV Ventures oversees the development of the 200-acre Viking Lakes campus that serves as home to the Vikings headquarters and training facility TCO Performance Center. The Viking Lakes mixed-use development will ultimately encompass

three million square feet of corporate office, medical, retail, entertainment and multi-family housing. Over the past several years, the growing campus has added four esports teams, the national headquarters of USA Curling, the northern office of the United States Tennis Association, the Omni Viking Lakes Hotel and the Viking Lakes Residences. The site also includes the Vikings Museum and team store as well as Twin Cities Orthopedics Eagan and Training HAUS.

Wilf earned his bachelor's degree from Vanderbilt University and his juris doctorate from the Benjamin N. Cardozo School of Law. He is involved with the Next Gen Committee and the Wilf Family Foundations, which have provided significant and impactful grants and donations to numerous national and international charitable causes.



JASON WILF OWNERSHIP GROUP



The 2023 season will mark Jason Wilf's 19th as a member of the Minnesota Vikings ownership group.

Jason Wilf plays a leadership role in the Wilf family's real estate and sports projects in Minnesota and nationally. Wilf is a partner in Garden Homes, the family-owned, nationwide leader in retail, commercial and private residential development based in Short Hills, N.J.

Wilf is actively engaged in philanthropy as a trustee of the Wilf Family Foundations, which have provided significant and

impactful grants and donations to numerous national and international charitable causes. Wilf has a passion for supporting organizations focusing on youth development, underserved communities, educational opportunities and quality health care and the advancements of treatments and cures for all.

Wilf is a lifelong sports fan, enjoys playing tennis, pickleball and skiing. He resides in New Jersey with his wife, Cori, their three children and dog.



EXECUTIVES

2023 MINNESOTA VIKINGS



ANDREW MILLER

CHIEF OPERATING OFFICER



Andrew Miller enters his fifth season as chief operating officer of the Minnesota Vikings in 2023, being named to the position on Aug. 12, 2019. As COO, Miller works alongside Vikings ownership and executive leadership in developing the organization's vision and the strategy for all business departments.

Following the 2021 season, Miller played a key role as a member of the interview committee in the search for new football leadership, an extensive process that led to the hiring of general manager Kwesi Adofo-Mensah and head coach Kevin O'Connell. The expansive search included virtual and in-person interviews with numerous candidates and significant background research before ownership and the interview committee landed on Adofo-Mensah, who was officially announced as general manager Jan. 26, 2022. Miller then worked closely on the hiring process that led to the selection of O'Connell, who was named head coach on Feb. 16, 2022.

In addition to participating in significant hires, Miller also implemented a return-to-work plan during the 2022 offseason that resulted in all front office staff moving back into Twin Cities Orthopedics Performance Center April 11, 2022. The move brought closure to what had been more than two years of protocols that kept the vast majority of business operations staff working remotely throughout the COVID-19 pandemic.

In 2021, Miller helped guide the Vikings in welcoming fans back to U.S. Bank Stadium following a 2020 season that saw empty or near-empty venues across the country. The 2021 Vikings regular-season opener marked the first time in more than 630 days the team had hosted fans for a regular-season game, and the Vikings treated the return as a grand reopening of U.S. Bank Stadium, complete with a kickoff concert and new pregame introduction show. Throughout 2021, Miller also collaborated with the state of Minnesota to host multiple COVID-19 vaccination clinics both at TCO Performance Center and at U.S. Bank Stadium prior to Vikings games, leading to more than 25,000 Minnesotans receiving vaccinations at these clinics.

In 2020, Miller was responsible for guiding the Vikings front office through the pandemic following the office closure March 13. Under his leadership, the Vikings formed both an Internal COVID-19 committee and an incident management team to direct safety protocols at TCO Performance Center and U.S. Bank Stadium during the 2020 season, as well as to plan for the safe office return for all staff members in 2021. Despite the challenges of working remotely, Miller kept employees focused on using the team's platform to positively impact the community via COVID-19 relief efforts and providing a best-in-class fan experience through virtual events. Miller also served as co-chair for the Minnesota Safe Sports Venues Task Force, consisting of executives from the Minnesota professional sports organizations and the University of Minnesota with a mission of

bringing fans safely back into stadiums, arenas and ballparks. Following the 2020 murder of George Floyd in Minneapolis, Miller led the Vikings response, engaging the team's leadership, players, diversity and inclusion council, staff and alumni to open internal dialogue and determined the best way to use the organization's platform to influence positive change in the community. He has emphasized the Vikings commitment to eliminating racism, influencing positive reform of law enforcement, promoting racial and social equity through education and food security and building an internal culture that champions diversity and inclusion.

Miller previously served as the executive vice president of business operations for the Toronto Blue Jays from May 2016 to September 2019. In Toronto, Miller was responsible for managing all business operations of the club and Rogers Centre, focusing on understanding and enhancing the fan experience. He worked closely with the other members of the executive leadership team on organizational strategy and championed the implementation of new business departments concentrated on fan engagement, fan services, strategy and analytics. Miller also oversaw the improvement of business-related systems and processes. He led initiatives in Toronto focused on creating a positive impact by growing the sport of baseball across Canada. Miller also led extensive work on facility renovations and capital improvements for Rogers Centre and the Blue Jays spring training facility upgrades with previous experience doing the same at the Cleveland Guardians.

Prior to joining the Blue Jays, Miller spent 10 seasons with the Cleveland Guardians, with the final four as senior vice president of strategy and business analytics. He first joined the organization in 2006, serving as baseball operations assistant for the 2007 season and assistant director of baseball operations for the 2008 and 2009 seasons before being promoted to assist Mark Shapiro during his transition to team president from 2010-12. Miller's highlights during his time in Cleveland included playing a lead role in the development, construction and operations of the club's Goodyear Player Development Complex in Arizona and the renovation of Progressive Field.

Before entering professional sports, Miller spent nearly seven years in the investment banking and venture capital industries and earned a Juris Doctorate-MBA at Northwestern in 2007. He graduated with a Bachelor of Science in Business Administration from the Haas School of Business at the University of California, Berkeley, in 1997 where he also spent four years as a left-handed pitcher for the Golden Bears baseball team.

Miller serves on the board of directors for the Minnesota Business Partnership, Minneapolis Downtown Council, the Minnesota Vikings Foundation and Teach for America Twin Cities. He also participates in CEOs Against Cancer. Miller and his wife, Jill, are the parents of Alana, Evan and Adley.



KWESI

ADOFO-MENSAH

GENERAL MANAGER



Kwesi Adofo-Mensah (QUAY-see ah-dough-fo MEN-suh), who was hired as the Minnesota Vikings General Manager Jan. 26, 2022, enters his second season in Minnesota and 11th season in the NFL in 2023. Adofo-Mensah's first season as a general manager saw the Vikings win the NFC North for the first time since 2017 and secure the second-most wins (13) in a single season in team history.

Prior to his hire by the Vikings, Adofo-Mensah worked closely with Cleveland Browns Executive Vice President of Football Operations and General Manager Andrew Berry and provided input for all roster and strategy decisions. Additionally, he assisted Berry and the football staff with overseeing and managing the day-to-day operations of the team.

Adofo-Mensah made a slew of savvy roster moves in his first year, including signing quarterback Kirk Cousins to an extension, signing veteran free agent outside linebacker Za'Darius Smith and executing an in-season trade for tight end T.J. Hockenson, all of which earned Pro Bowl honors for the 2022 season. Additionally, Adofo-Mensah also re-signed cornerback Patrick Peterson, who experienced one of his best seasons of his Hall of Fame career, registering five interceptions and 15 passes defended, both the second-highest single-season totals of this career.

The Vikings 2022 draft class, highlighted by promising first-rounder safety Lewis Cine, was decimated by injuries during their debut season. Linebacker Brian Asamoah flashed playmaking ability while playing behind veteran LBs, and guard Ed Ingram set the team record for starts by a rookie guard, opening all 17 games for the Vikings.

Adofo-Mensah helped oversee the Browns' 2021 NFL Draft, where the team selected CB Greg Newsome II and LB Jeremiah Owusu-Koramoah, two immediate-impact rookies that landed on the NFL's All-Rookie Team. Newsome, their first-round selection (26th overall), started in 11 games and posted nine passes defended, the most by a Browns rookie since CB Denzel Ward in 2018. Owusu-Koramoah, their second-round pick (52nd overall), started in 10 games, posted 76 tackles, two forced fumbles, 1.5 sacks and three tackles for loss. Owusu-Koramoah

and Cowboys LB Micah Parsons were the only two rookies in the NFL to have at least 75 tackles and two forced fumbles in 2021.

Prior to the Browns, Adofo-Mensah spent seven seasons with the San Francisco 49ers, where he first entered the NFL. During his tenure with the 49ers, Adofo-Mensah quickly advanced in the football research and development department. He joined the team as football research and development analyst (2013-15) before earning promotions to manager of football research and development in 2017 and director of football research and development in 2018. As the lead of football research and development, Adofo-Mensah ran the team's efforts to develop and implement advanced quantitative methods for game strategy and personnel evaluation, playing a vital role in helping the 2019 NFC No. 1 playoff seed 49ers capture the conference title.

While with the 49ers, Adofo-Mensah helped the front office select three All-Pros (LB Fred Warner, wide receiver Deebo Samuel and TE George Kittle) and the 2019 Associated Press Defensive Rookie of the Year, defensive end Nick Bosa. Warner inked a long-term contract with the 49ers, making him the highest-paid inside linebacker in the NFL.

In June 2021, Adofo-Mensah led a session at the NFL and Black College Football Hall of Fame's fourth-annual Quarterback and Coaching Summit and inaugural Ozzie Newsome General Manager Forum, where he shared his personal story of his rise from a trader and portfolio manager on Wall Street to working in NFL front offices with a data-driven approach to finding talent, while providing a quantitative view to grading a quarterback's short, medium and deep ball accuracy that could be used across the league.

Adofo-Mensah began his professional career as an associate portfolio manager at Taylor Woods Capital and vice president/executive director at Credit Suisse as a commodities trader before entering the NFL in 2013. The Cherry Hill, N.J., native received his bachelor's degree in economics from Princeton, where he also played basketball. Adofo-Mensah received his master's degree in economics from Stanford.



JEFF ANDERSON

**Executive Vice President/
Chief Communications Officer**



Jeff Anderson enters his 21st season with the Vikings in 2023 and his second as the team's executive vice president and chief communications officer.

In his role, Anderson leads the Vikings communications staff, directing football, corporate, strategic and ancillary communications functions. He serves on the Vikings executive leadership team, acts as a team spokesperson on business matters and provides media relations guidance for ownership, executives, football personnel and players.

Anderson oversees a department that was named a 2023 finalist for the Pete Rozelle Award, given by the Pro Football Writers of America to the NFL public relations staff that displays consistent excellence in dealings and relationships with the media. The staff previously won the award in 2018.

Anderson has held several roles inside the organization since joining as a public relations intern in 2003. Prior to this latest move, Anderson served as the team's vice president of strategic

& corporate communications from 2018-2021, overseeing communications plans on non-football initiatives and serving as a primary media contact for Vikings ownership. Earlier in his career, he worked closely on the organization's internal stadium team in the quest to build a new home for Vikings football, an effort that culminated with the passage of stadium legislation in May 2012. Throughout the endeavor, Anderson led media relations, external and strategic communications and grassroots development. He continued to collaborate with the Vikings stadium team during the four-year design and construction of U.S. Bank Stadium, overseeing the communications plans and driving national and international media coverage leading up to the venue's opening in July 2016.

A native of Adair, Iowa, Anderson graduated from Buena Vista University in Storm Lake, Iowa, before joining the Vikings in 2003. He has served on the boards of the Minneapolis Regional Chamber of Commerce, the East Town Business Partnership and Buena Vista's National Alumni Association. Anderson and his wife, Brittany, have two daughters, Ruby and Isabelle.



LESTER BAGLEY

EXECUTIVE VICE PRESIDENT OF PUBLIC AFFAIRS



Lester Bagley brings more than three decades of public affairs, communications and leadership experience to his role as the Minnesota Vikings Executive Vice President of Public Affairs. Currently in his 19th season with the team, Bagley oversees public affairs and external relations.

Bagley serves on the Vikings executive management team and works closely with team owners Zygi, Mark and Lenny Wilf, as they advance the Vikings agenda. Bagley works with the Wilf

family as they continue to build a sports, entertainment and real estate business, outside of the Vikings. Bagley has worked on several projects including the development of the Viking Lakes campus and the acquisition of the Orlando City/Orlando Pride soccer organization, which the Wilf family purchased in July 2021. Bagley serves on the executive board of the Orlando soccer enterprise.

Bagley is part of the Vikings leadership team that planned and

designed Twin Cities Orthopedics Performance Center, the state-of-the-art Vikings team headquarters, which opened in 2018. The Vikings team headquarters and practice facility occupy approximately 40 acres of the 200-acre Viking Lakes campus in Eagan, Minn. The vision for this broader development includes a medical office building, a sports performance center, new residences and other mixed uses to create a live-work-play destination. In October 2020, the Omni Vikings Lakes Hotel, a four-star hotel and conference center, opened on Viking Lakes campus. In addition to working on the development of the hotel, Bagley works with the hotel ownership group on promoting events and building momentum for the broader campus.

The Vikings organization has created an outstanding fan experience at its team headquarters through Vikings Training Camp and Vikings Prep Spotlight, the program that has hosted 10 high school football games at TCO Stadium during 2018, 2019 and 2021. Bagley has had a leadership role on these programs as well as other significant community outreach programs, including working closely with the team's social justice committee, the Vikings player-driven effort striving for racial justice and equity.

During his tenure at the Vikings, Bagley held a leadership role on one of the most significant accomplishments in franchise history – securing legislative and community support for the iconic U.S. Bank Stadium. The \$1.1 billion multi-purpose facility, the largest construction project in Minnesota history, has proven to be one of the finest stadiums in the world. U.S. Bank Stadium has won several awards for its construction, design and operation. Bagley

also served on the executive board and played a significant role in securing and delivering a very successful Super Bowl LII at U.S. Bank Stadium, played Feb. 4, 2018.

On behalf of the Vikings, Bagley has developed many impactful relationships in Minnesota, the NFL and throughout professional and collegiate sports. The Vikings organization enjoys excellent relationships with elected officials, media, and business, labor and community leaders. Bagley currently serves as vice chair of the Minnesota Vikings Foundation and serves on the boards of the Minnesota Chamber of Commerce, Meet Minneapolis, the Public Affairs Council and the St. Thomas Academy Fathers' Club.

In addition, Bagley serves on the executive board of Minnesota Sports & Events, which is focused on bringing major sporting events to the Minneapolis-St. Paul market, including the Super Bowl, men's and women's NCAA Final Fours, the NFL Draft, X Games and other events. Bagley recently completed his term as the 2019 chair (head coach) of Twin Cities Dunkers, a Minneapolis-based organization of business and civic leaders who host prominent sports figures and raise funds for youth and high school athletics.

A native of Barron, Wis., Bagley attended the University of Minnesota before graduating from the UCLA. He served as a White House intern and studied at the University of Oxford during his undergraduate days. Bagley and his wife Wendy, who is a graduate of the College of St. Catherine, reside in Minneapolis with their sons Michael and Charlie.



**DON
BECKER**

**EXECUTIVE VICE PRESIDENT OF REAL ESTATE
DEVELOPMENT AND STRATEGIC PROJECTS**



Don Becker, executive vice president of real estate development and strategic projects, began working with the Minnesota Vikings organization in January, 2007, working side-by-side with the Vikings ownership and executive team on identifying the best location, creative design and construction of U.S. Bank Stadium. Serving as Project Executive, Don coordinated all design and construction activities for the stadium project, which was awarded the International Stadium Project of the Year by Stadium Business in 2017.

Becker supported the key executives working on the project financing, legal agreements, sales and marketing initiatives, entitlements and sponsorships, branding and signage, transportation improvements, and other stadium-related projects. Partnering with the Minnesota Sports Facilities Authority, the State of Minnesota and the City of Minneapolis, the Vikings leadership team developed the largest public-private project in Minnesota history. Becker also worked with ownership and the executive team on the NFL initiative to bring the Super Bowl to U.S. Bank Stadium in 2018.

After completing U.S. Bank Stadium, Becker worked with the Vikings executive team and the Wilf family in securing the land and initiating the design and construction for the new Vikings headquarters and practice facility, Twin Cities Orthopedics Performance Center, in Eagan, MN. As a member of the MV Eagan Ventures development team, Becker continues to assist with the design and construction of the 200-acre, mixed-use development know as Viking Lakes. Having designed and built the Twin Cities Orthopedics medical office building, Innovation Center, the 320-room, four-star Omni Viking Lakes Hotel, and over 800 residential apartments units at the Viking Lakes Residences, the ongoing commercial and residential development and event business has validated Viking Lakes as a true live-work-play destination. Becker also managed the development of the 204-unit residential apartment tower at 240 Park Avenue in Minneapolis.

Becker is an Alternate Governor with Major League Soccer (MLS) as part of the Wilf family's ownership of the Orlando City and Orlando Pride soccer teams. Sitting on the board for the Orlando teams, Becker works with ownership and both the soccer and

business executive teams on strategic initiatives and opportunities for the growth of soccer in Central Florida and the U.S.

Becker is a principal and project executive for Garden Homes Development based in Short Hills, NJ, and Skyline Developers in New York, NY. In his role with Garden Homes, he works with members of the Wilf family and other team members in designing and constructing mixed-use development projects in Manhattan, and working on debt financings and equity

investments undertaken by the Wilf family.

Becker graduated from Pace University in New York with a BBA in accounting and MBA in taxation and finance. He has a JD degree from Rutgers Law School and an LLM degree from New York University School of Law. He has received his CPA certificate and has been admitted to the Bars in NJ and PA.

Becker lives in New Jersey with his wife Julie, and they have three children, Anna, Caroline and Daniel.



ROB

BRZEZINSKI

EXECUTIVE VICE PRESIDENT-FOOTBALL OPERATIONS



Rob Brzezinski enters his 31st season in the NFL and 25th with the Minnesota Vikings in 2023. Brzezinski serves as executive vice president-football operations and provides the Vikings broad-based management expertise and the value of being one of the most experienced NFL executives in the modern (post-1992) Collective Bargaining Agreement era.

Brzezinski has been with teams that have finished .500 or better in 21 of his 30 previous NFL seasons and has been part of 14 playoff seasons.

The Vikings benefit from Brzezinski's extensive knowledge and strategic salary cap management and a philosophy that has aided in the retention of core players, the addition of key free agents and the overall talent and depth of the team. As the Vikings lead contract negotiator, Brzezinski has negotiated contracts totaling more than \$1 billion including high-profile contracts for players such as Randy Moss, Steve Hutchinson, Jared Allen, Brett Favre, Adrian Peterson and Kirk Cousins. Brzezinski joined the Vikings in 1999 as director of football administration and was promoted to vice president of football administration in 2001. He was elevated to his current position as executive vice president-football operations in 2014.

Brzezinski works closely with general manager Kwesi Adofo-Mensah and head coach Kevin O'Connell on all football-related matters and strategic planning. Brzezinski's key responsibilities include salary cap management, negotiation of player contracts, football operations/administration and CBA compliance. Brzezinski also played a role in assisting to design the football space in U.S. Bank Stadium and Twin Cities Orthopedics Performance Center.

Brzezinski has extensive NFL management experience, has worked as the top football executive, and has experience in managing the business operations of an NFL franchise and, while in Minnesota, transformed a substantial salary cap deficit into a long-term competitive advantage. Brzezinski has had the privilege of working for some of the most successful and decorated head coaches in NFL history, including Don Shula, Jimmy Johnson and Dennis Green.

In 2004, Brzezinski was invited to participate in the NFL-Stanford Program for Managers at the Stanford Graduate School of Business, an NFL program to promote development of leaders within the League.

Prior to joining the Vikings, Brzezinski spent six seasons (1993-98) with Miami where he rose to staff counsel/salary cap and assisted in managing business affairs, salary cap administration, player contract negotiations, operations and legal affairs. In his tenure, the Dolphins compiled a 55-41 regular-season record and made the playoffs four times.

Brzezinski earned degrees from Nova Southeastern in Fort Lauderdale, Fla., a Juris Doctorate in 1995 and a Bachelor of Science in education in 1992. In addition, Brzezinski is a member of the Florida Bar. Brzezinski and his wife, Leah, who has earned a doctoral degree in education, have five children, Ki, Grace, Jae, Anna and Rose. The Brzezinski family, who reside in Edina, founded Arete Academy in 2014, a school in Minnesota dedicated to educating students who are twice exceptional and are active in the community raising awareness for adoption-related causes.



RYAN GRIGSON

SENIOR VICE PRESIDENT OF PLAYER PERSONNEL



Grigson enters his second season with the Vikings in 2023 as senior vice president of player personnel after a successful first year, winning the NFC North for the first time since 2017 and securing the second-most wins (13) in a single season in team history. After originally joining the Vikings staff in a senior personnel role in February 2022, Grigson was promoted to senior vice president of player personnel following the 2022 NFL Draft. Grigson owns 24 years of front office experience, serving most recently as a senior football advisor with the Cleveland Browns and most notably as the Indianapolis Colts general manager from 2012-16.

While with Cleveland, he worked with executive vice president of football operations and general manager Andrew Berry and the rest of the senior football staff, including Vikings General Manager Kwesi Adofo-Mensah, to contribute to all roster and strategic football decisions. Additionally, Grigson provided valuable counsel and trusted insight to Berry as a second-year general manager.

During his time with the Colts, Grigson rebuilt the roster, taking them to three-consecutive playoff appearances, winning two AFC South titles and guiding them to an overall 52-34 record. His initial 2012 draft class, consisting of quarterback Andrew Luck, wide receiver T.Y. Hilton and others, gained more yards from scrimmage than any rookie class in modern NFL history. Grigson inherited a roster that went 2-14 the year prior to him becoming general manager and led the Colts to an 11-5 record in 2012, earning Sporting News NFL Executive of the Year and Pro Football Writers of America NFL Executive of the Year. The nine-win turnaround was the third-largest improvement in league history and the Colts did not register a losing season during his tenure. In 2015, the Colts broke a 43-year-old NFL record after winning their 16th-consecutive divisional game, a standard set by the only perfect team in the NFL modern era, the 1972 Miami

Dolphins.

While general manager, he served on multiple committees, including the National Football Scouting Board of Directors, NIC Combine Review Committee, College Relations Advisory Committee, NFL General Manager Advisory Committee and the Bill Walsh NFL Minority Coaching Fellowship Advisory Council.

The Highland, Ind., native spent the 2017 season in Cleveland as the club's senior personnel executive, before making the move to the Seattle Seahawks personnel department during the 2018 offseason. During his time in Seattle, the Seahawks posted consecutive postseason berths.

Grigson spent the 2004-11 seasons with the Philadelphia Eagles, rising in rank from western regional scout to director of college scouting before becoming director of player personnel in his final two seasons. During that span, the Eagles advanced to the postseason five times, highlighted by a trip to Super Bowl XXXIX.

Before his tenure with the Eagles, he spent five seasons with the St. Louis Rams as a national scout (1999-00) and area scout (2002-03), during which the Rams won Super Bowl XXXIV and advanced to Super Bowl XXXVI. He also has experience in the Canadian Football League and Area Football League as a scout and assistant coach. He also spent time coaching at the collegiate level as an offensive line coach at McPherson College in 1998.

Grigson was drafted in the sixth round of the 1995 NFL draft out of Purdue by the Cincinnati Bengals and played two seasons in the NFL and one in the CFL. His brother, Dru, is the director of player personnel for the Arizona Cardinals and signed as a rookie free agent with the Minnesota Vikings in 2003. Grigson and his wife, Cynthia, have six children.



LARA JURAS

EXECUTIVE VICE PRESIDENT AND CHIEF PEOPLE & CULTURE OFFICER

Lara Juras is in her sixth season with the Vikings after joining in 2018 as the club's vice president of people & culture and being promoted to her current position of executive vice president and chief people & culture officer in 2020. With the Vikings, Juras is responsible for all human resource functions, including hiring, health and welfare benefits, professional development and workplace culture.

With an emphasis on diversity, Juras led the process to add the team's senior director of diversity, equity & inclusion, as well as the formation of the organization's DEI council. She was a member of the Vikings COVID-19 Committee and played a critical role in ensuring the safety and health of Vikings staff members throughout the pandemic. In 2021, Juras, along with other members of the COVID committee, established a plan to safely welcome back employees to Twin Cities Orthopedics Performance Center. Juras also helped plan for the return of fans

to U.S. Bank Stadium after the unprecedented 2020 season.

Prior to her move to Minnesota, Juras spent nearly 20 years in Major League Baseball with stints at both the Atlanta Braves and the Detroit Tigers. During her tenure with the Braves, she held stints as the team's director of human resources, vice president of human resources and senior vice president of human resources. Juras helped facilitate a major organizational restructure and led the transition team during the Braves' relocation from Turner Field to SunTrust Park. She also served as an advisor for the Braves' Front Office Women's "Lean In" Business Resource Group.

Juras received her Bachelor of Arts in Economics and Communications from Albion College in Michigan. She serves as a board member for both the St. Paul Area Chamber of Commerce and The Sanneh Foundation. Juras and her husband, Paul, reside in Woodbury with their children, Kiana and Joshua



MARTIN NANCE

EXECUTIVE VICE PRESIDENT & CHIEF MARKETING OFFICER

Martin Nance serves as executive vice president and chief marketing officer for the club, where he's responsible for developing fan engagement strategy through marketing, content and brand initiatives. Nance manages multiple departments, including marketing, sponsorship activation, events, premium services, creative, sales analytics & engagement and Vikings Entertainment Network.

Nance joined the organization in 2020 with over 10 years of leadership experience in strategic marketing programs, advertising, branding, fan engagement and customer relations

for PepsiCo/Gatorade, previously serving as the senior director of marketing and sports intelligence. Prior to his move to senior director, Nance served in a number of roles for PepsiCo/Gatorade from 2011-20, including director of marketing and Head of Gatorade Athlete Activation (2018-20), senior marketing manager of Gatorade Brand Strategy (2015-18), marketing innovation manager (2013-15) and marketing associate manager (2011-13).

As an NFL wide receiver, Nance spent time with Buffalo, Minnesota and Pittsburgh from 2006-09, seeing game action

with the Vikings as a rookie in 2006 and finishing the 2009 season as a Super Bowl XLIII Champion with the Steelers. He began his post-playing business pursuits with the NFL office in 2011, working on corporate development activities for both team organizations and league revenue generation.

Nance graduated with a Bachelor of Science in Accountancy from

Miami University of Ohio in 2005, and later earned his MBA at the University of Michigan Ross School of Business and a certificate in executive education from the Harvard Business School. Nance currently serves on the boards of Miami University's athletic department and Beyond Sports Foundation. He and his wife, Minya, have two daughters, Alina and Ava.



KARIN NELSEN

EXECUTIVE VICE PRESIDENT & CHIEF LEGAL OFFICER



Karin Nelsen is in her eighth season with the Vikings. As executive vice president & chief legal officer, she is responsible for managing the legal affairs of the organization and the legal department. In her role, Nelsen also plays a leadership role in the Vikings social impact work, which includes community relations, youth football, Vikings Legends and the Minnesota Vikings Foundation.

Nelsen served as a member of the Vikings COVID-19 Committee throughout the pandemic, providing leadership on the development and implementation of the team's COVID protocols and incident response plans. She played a key role in the club's planning to welcome fans back to U.S. Bank Stadium in 2021.

Nelsen joined the Vikings after 18 years with Cargill,

Incorporated. During her tenure at Cargill, she served in roles including North America General Counsel, Asia Pacific General Counsel and European Deputy General Counsel. Nelsen spent six years working abroad with assignments in Moscow, Geneva and Singapore. Prior to joining Cargill, she was a litigator in Seattle and Minneapolis law firms and was also a CPA at Touche Ross before beginning law school.

Nelsen earned her law degree at Iowa Law School and her bachelor's degree in accounting from Minnesota State University, Mankato. She currently serves on the board of directors for the Iowa Law School Foundation, the Minnesota Vikings Foundation, the Greater Twin Cities United Way as well as the advisory board of the Page Education Foundation. Karin and her fiancé Mark reside in Minneapolis.



JOHN PENHOLLOW

EXECUTIVE VICE PRESIDENT & CHIEF REVENUE OFFICER



Currently in his 11th season with the Vikings and his 18th in the NFL, John Penhollow serves as executive vice president & chief revenue officer for the club, where he oversees all revenue-generating activities while driving vision, strategic priorities, and

culture for the organization. He leads the strategy, design, development, sales & execution of U.S. Bank Stadium, Twin Cities Orthopedics Performance Center and Vikings corporate partnerships, premium seating, ticketing sales and operations

for the organization. He also oversees the organization's effort to integrate technology and infrastructure into the stadium's design to enhance the fan experience and maximize corporate revenue.

Penhollow started with the club as a director of new stadium partnerships and quickly progressed to the vice president of corporate and technology partnerships. He was tasked with strategizing how to design and sell U.S. Bank Stadium in order to elevate the club from the bottom of the NFL in all revenue categories in 2015. Through a new foundation and architecture for sponsorships, new sales materials, and strategies, he led the club into the top five in all categories by 2016. His efforts grew revenue by 333%, which accelerated the club's decision to build a world-class training facility.

After completing U.S. Bank Stadium, Penhollow was a key member of the executive team who worked closely with the Wilf family to design, build and sell naming rights to TCO Performance Center. He was an instrumental member of the team charged with bringing Super Bowl LII to U.S. Bank Stadium

in 2018. Penhollow later served on the project team charged with the design and construction of the Omni Viking Lakes Hotel.

Prior to joining the Vikings, Penhollow was vice president of corporate sales & service for the Cleveland Browns, overseeing all aspects of revenue generation. Prior to his work in Cleveland, he held senior level sales and management positions with the National Basketball Association, Miami Dolphins and New York Yankees, where he was a key leader in the design and sales of landmark corporate partnerships tied to the opening of the new Yankee Stadium.

Penhollow has a Master of Science in Sports Administration from Canisius University and a Bachelor of Business Administration from Kent State University. He has served as a coach for the Minnetonka Youth Hockey Association, a board member for the Boys and Girls Club of the Twin Cities and as a key member of the Sponsorship Steering Committee for the National Football League. He and wife, Meredith, have three children, Grace, Scarlett and Walker. The family resides in Excelsior.



**STEVE
POPPEN**

**EXECUTIVE VICE PRESIDENT & CHIEF BUSINESS
ADMINISTRATION OFFICER**



Currently in his 25th season with the Vikings in 2022, Steve Poppen serves as the team's executive vice president & chief business administration officer after serving as the club's EVP and chief financial officer for many years. In his role, Poppen continues to work with the accounting and finance, security, facilities and IT departments along with financing and operations of U.S. Bank Stadium and Twin Cities Orthopedics Performance Center. Poppen also serves as an EVP and CFO of MV Ventures, LLC, the Wilf family's Minnesota real estate development and operations entity. MV Ventures is responsible for development and operations of the Viking Lakes campus in Eagan. Poppen also serves on the executive board of the Orlando City and Orlando Pride soccer clubs. Orlando City Soccer Club and Orlando Pride are Wilf owned professional soccer teams and are members of Major League Soccer and the National Women's Soccer League.

As a project leader on the TCO Performance Center facility, Poppen was involved daily with financing, design, construction and cooperation with city, county and regional governing bodies that kept the project on track.

For several years Poppen played a lead role in the Vikings attempts to pass new stadium legislation, an exhaustive effort that culminated with Governor Mark Dayton signing the stadium bill into law May 14, 2012. After passage of the stadium legislation, Poppen continued to serve on the Vikings stadium team, working with the design and construction process and was part of the executive group that negotiated the team's use agreement and development agreement, as well as other

documents governing the construction and day to day operations of the new publicly-owned facility. Poppen also oversaw the Vikings efforts to finance the over \$600 million team/private commitment to the project. In 2013, he helped secure \$425 million in loans from the NFL and a bank syndicate led by U.S. Bank as part of the team contribution.

The passage of the stadium bill not only secured the team in Minnesota but also gave Vikings fans a premier venue to watch their team beginning in the 2016 NFL season. Along with Vikings football, the multi-purpose facility hosted Super Bowl LII in February 2018, the NCAA Final Four basketball tournament in April 2019, and has been designed to host other national and international events, including concerts, high school and amateur sports and other community events.

U.S. Bank Stadium is an elite venue and unrivaled experience in the NFL. The design features for which the Vikings fought include the most fan-friendly and most technologically-advanced stadium in the League. It provides an indoor-outdoor experience that is ideal for the Greater Minneapolis/St. Paul market. The progressive architectural design is a signature element on the Minneapolis skyline.

A native of Watertown, S.D., Poppen spent eight years as a Certified Public Accountant in the business assurance group of PricewaterhouseCoopers LLP in Kansas City before joining the Vikings. In 2006, Poppen participated in the NFL-Stanford Program for Managers at the Stanford Graduate School of Business, a program developed by the NFL to promote growth of

leaders within the League.

Poppen received his bachelor's degree in accounting from Evangel University in Springfield, Mo., in 1991. Poppen played football at Evangel, an NAIA member of the Heart of America Athletic Conference. Poppen is an active member of his community and either serves or has served on several boards and committees that have missions that are in alignment with his values and interests. Poppen's past board service includes Minnesota Adult and Teen Challenge, a faith-based drug and alcohol rehabilitation program for Minnesota adults and teens,

Minneapolis Downtown Council and Downtown Improvement District, and the Minnesota State Fair Foundation. Poppen's current board service includes Twin Cities Habitat for Humanity where he serves on its Lending Committee and Development Committee. Poppen also currently serves as an Independent Trustee of the 360 Funds Trust, a mutual fund investment trust based in Kansas City.

Poppen and his wife, Christy, who holds a bachelor's degree in elementary education from Evangel, have four children – Natalie, Andrew, Nathan and Avery. The Poppen family resides in Eden Prairie.



KATE SHIBILSKI

EXECUTIVE VICE PRESIDENT & CHIEF FINANCIAL OFFICER



Kate Shibilski is in her 10th season with the Vikings in 2023 and moved into her current role in 2020. She provides continued leadership of the accounting and finance functions of the team and plays a critical leadership role in the organization's budgeting and financial planning as well as league reporting. In her role, she also oversees the financial relationship with U.S. Bank Stadium operations and works work in partnership with the entire Viking Lakes campus.

Shibilski began her career in public accounting, spending six years at Deloitte & Touche. She spent the next five years with

Minnesota's leading technology retailer, Best Buy, where she held various accounting and finance roles. After beginning in the accounting function focused on technical compliance and process development for strategic initiatives, she transitioned into developing and leading the new standard of financial planning for and performance management of all U.S. retail stores.

A native of North Mankato, Minn., Shibilski graduated from the University of St. Thomas in St. Paul. She, her husband Joe, and sons, Jaxton and Rylan, reside in Edina.

2023 STAFF DIRECTORY

OWNER/CHAIRMAN Zygi Wilf
OWNER/PRESIDENT Mark Wilf
OWNER/VICE CHAIRMAN Leonard Wilf
OWNER/EXECUTIVE VP-STRATEGIC PLANNING & BUSINESS INITIATIVES Jonathan Wilf
OWNER/EXECUTIVE VP-INNOVATION & STRATEGY Steven Wilf
OWNERSHIP Daniel Wilf, Halle Wilf Oshinsky, Sephanie Wilf Kahn, Jason Wilf, Scott Landis, David Mandelbaum

OWNERSHIP PARTNERS

EXECUTIVE STAFF

Chief Operating Officer Andrew Miller
 General Manager Kwesi Adofo-Mensah
 Executive VP & Chief Communications Officer Jeff Anderson
 Executive VP- Public Affairs Lester Bagley
 Executive VP - Real Estate Development & Strategic Projects Don Becker
 Executive VP- Football Operations Rob Brzezinski
 Executive VP & Chief People and Culture Officer Lara Juras
 Executive VP & Chief Marketing Officer Martin Nance
 Executive VP & Chief Legal Officer Karin Nelsen
 Executive VP & Chief Revenue Officer John Penhollow
 Executive VP & Chief Business Admin. Officer Steve Poppen
 Executive VP & Chief Financial Officer Kate Shibilski

ADMINISTRATION

Executive Assistant to EVP & CFO Tricia Eppert
 Executive Assistant to Owners & EVP PA Trish Huizinga
 Executive Assistant to Head Coach Mary Redmond
 Executive Assistant, EVP & CLO, EVP & CPCO Bev Lindaman
 Executive Assistant to VEN, Communications & Revenue Kari Swaggert
 Executive Assistant, Sales & Marketing Ginger Wassman
 Receptionist Cliff Morse
 Receptionist Diane Barse

COACHING STAFF

Head Coach Kevin O'Connell
 Special Teams Coordinator Matt Daniels
 Defensive Coordinator Brian Flores
 Assistant Head Coach Mike Pettine
 Offensive Coordinator Wes Phillips
 Defensive Assistant Imarjaye Albury Sr.
 Tight Ends/Passing Game Coordinator Brian Angelichio
 Quality Control - Defense Lance Bennett
 Assistant Inside Linebackers Thad Bogardus
 Passing Game Specialist/Game Management Coordinator Ryan Cordell
 Assistant Special Teams Dalmin Gibson
 Assistant Defensive Line Pat Hill
 Assistant Defensive Backs Michael Hutchings
 Defensive Backs Daronte Jones
 Offensive Line Chris Kuper
 Wide Receivers Keenan McCardell
 Running Backs/Run Game Coordinator Curtis Modkins
 Quality Control - Offense Derron Montgomery
 Quarterbacks Chris O'Hara
 Assistant Offensive Line Justin Rascati
 Defensive Line Chris Rumph
 Inside Linebackers Mike Siravo
 Outside Linebackers/Pass Rush Specialist Mike Smith
 Assistant Wide Receivers Tony Sorrentino
 Assistant Quarterbacks/Chief of Speical Projects Grant Udinski

PLAYER PERSONNEL/FOOTBALL ADMINISTRATION

Senior Vice President of Player Personnel Ryan Grigson
 VP of Football Operations Demetrius Washington
 Director of Player Personnel Ryan Monnens
 Senior Assistant Director of Pro Personnel Sam DeLuca
 Assistant Director of Player Personnel Chisom Opara
 Senior Personnel Executive Jamaal Stephenson
 Director of College Scouting Mike Sholiton
 Assistant Director of College Scouting Pat Roberts
 Pro Scout Salli Clavelle
 Pro Scout Alex Dale
 National Scout Sean Gustus
 National Scout David Williams
 College Scout Jake Essler
 College Scout Frank Acevedo
 College Scout Blaine Gramer
 Player Personnel Analyst - Pro Scouting Mitch Johnson-Martin
 Player Personnel Analyst Taylor Brooks
 College Scout/BLESTO Jack Murphy
 College Area Scout Matt Kelly
 College Area Scout Steve Sabo
 Football Operations Mgr./Special Asst. to GM & HC Kaitlin Zarecki
 Manager, Football Quantitative Methods Rex Johnson
 Football Quantitative Methods Analyst Chris Frenc

Director, Football Information Systems Luke Burson
 Database Administrator Mike Desplenter
 Football Information Systems Developer Anthony Caron
 Football Systems Developer Derek McCormick
 Manager, Football Administration Emily Badis
 Player Personnel Consultant Paul Wiggin
 Scouting Associate Michelle Mankoff
 Scouting Associate Shantel Rodgers
 Scouting Associate N'Tare Williamson

PLAYER DEVELOPMENT

Executive Director, Player Development Les Pico

EQUIPMENT

Director of Equipment Services Mike Parson
 Assistant Equipment Manager Adam Groene
 Equipment Assistant Terrell Barnes
 Equipment Assistant Blake Schroeder
 Seasonal Equipment Braeson Richmond
 Seasonal Equipment Trevor Skogerboe

VIDEO

Director, Football Video Nick Miller
 Assistant Football Video Director Julian Hines
 Football Video Coordinator Logan Peterson
 Football Video Coordinator Mia Stephens
 Seasonal Video Assistant Curtis Ghylin
 Seasonal Video Assistant Cameron Ramnarine
 Football Video Associate Connor Van Hulzen
 Football Video Associate Beatrice Young

PLAYER HEALTH AND PERFORMANCE

Vice President, Player Health and Performance Tyler Williams
 Head Athletic Trainer Uriah Myrie
 Director of Rehabilitation Matt Duhamel
 Assistant Athletic Trainer/Physical Therapist Dave Jantzi
 Assistant Athletic Trainer Connor Whicker
 Assistant Athletic Trainer Lexus Blunt
 Head Performance Technician Remi Famodu-Jackson
 Director of Player Performance Josh Hingst
 Assistant Director of Player Performance Derik Keyes
 Assistant Player Performance Marquis Johnson
 Assistant Player Performance/Sports Science Thad Bogardus
 Athletic Training Fellow Rashard Hammonds
 Athletic Training Fellow Tomoki Yamashita

OPERATIONS/FACILITIES

VP, Operations & Facilities Chad Lundeen
 Director, Security and Safety Dave Korus
 Director, Team Operations Paul Martin
 Senior Manager, Team Operations Chuck Petersen
 Team Operations Coordinator Milan Burgess
 Director, Turf Grant Davisson
 Turf Assistant Dan Sidle
 Turf Technician Jared Kuhn
 Turf Technician Kyle Larson
 Turf Technician Sao Syapseuth
 Director, Facilities Justin Miner
 Senior Manager, Facilities Nick Miller
 Facilities Assistant Conner Trombley
 Building Maintenance Technician Kyle Titus
 Building Maintenance Technician Nathan Wakely
 Building Maintenance Technician III Ryan Straka
 Shipping & Receiving Manager Jesse Johnson
 Facilities Assistant Annika Olson
 Football Operations Associate Leya Prezelski

LEGAL

Paralegal Melissa Quinn
 Associate Counsel Ebony Harris

MARKETING

VP, Marketing and Analytics Aniefre Essien
 Senior Director, Brand Creative & Project Management Erin Swartz
 Director, International Marketing Keisha Wyatt
 Creative Director, Brand & Design Alicia Dreyer
 Art Manager Jackie Ramacher
 Senior Graphic Designer Elizabeth Bazany
 Project Manager Caitlin Tanzer
 Project Manager Amy Werdine
 Manager, Merchandise & Retail Experiences Amy Thomas

Director, Experiential & Youth MarketingBrandon Clemens
 Manager, Experiential & Youth Marketing..... Alyssa Henke
 MVC Head Coach Jacie Scott
 MVC Assistant Coach & Coordinator Karen Storkamp
 Advertising and Creative Coordinator..... Christine Hastings
 Mascot Program Coordinator..... Blair Kelly
 Graphic Design & Marketing Photographer Ashley Harris
 Creative Project Management Associate Bethel Biniam
 Graphic Design Associate Aidan Commerford
 Graphic Design Associate Morgan Frober
 Experiential & Youth Marketing Associate..... Nicole Gilliland

VIKINGS ENTERTAINMENT NETWORK

VP, Content & Production Bryan Harper
 Senior Director, Digital Marketing & Content Strategy Heather Larsen
 Director, Broadcasting Skip Krueger
 Director, Production Operations Allan Wertheimer
 Senior Manager, Content Strategy Candice Anderson
 Senior Manager, Digital Assets & Archives..... Jessica Faucher
 Senior Manager, Game & Event Entertainment Lauren Pinter
 Senior Manager, Production Operations..... Jesse Marquette
 Senior Manager, Motion Graphics Jay Nelson
 Senior Manager, Social Media Zach Roysse
 Senior Producer Michael Huiras
 Senior Producer, Original Content Nate Vaughn
 Senior Editor..... Craig Peters
 Manager, Social Strategy & Business Impact Laney Austin
 Senior Manager, Digital Marketing & Media..... Ryan Cardinal
 Digital Marketing & Media Manager..... Kim Ippolito
 Manager, Game and Event Creative Arthur Kuh
 Studio Operations Manager Jordan Struck
 Team Photographer Andy Kenutis
 Seasonal Photographer Alli Rusco
 Seasonal Photo Editor..... Michael Hirschuber
 Producer Alex Miller
 Producer Ryan O'Neill
 Producer Christian Rangel
 Producer, Lifestyle Content Maleah Pearson
 Social Content Producer Alex Wehrli
 On-Air Talent/Associate Producer Gabe Henderson
 On-Air Talent/Associate Producer..... Tatum Everett
 AV Technical Producer Eric Davidson
 Motion Graphic Designer Davis Pruett
 Technical Specialist Paige Jaeger
 Broadcast Engineer Cole Mayer
 Staff Writer/Assistant Editor..... Lindsey Young
 Seasonal Production Assistant William Sheedy
 Seasonal Archives Elizabeth Anderson
 Seasonal Editor Ellis Williams
 Digital Marketing & Media Associate Olivia Buan
 Social Marketing & Media Associate Londyn Butler
 Game & Event Creative Associate Johnathon Carlo
 Content Production Associate..... Max Knipstein
 Feature Content Associate..... Autumn Thompson
 Game & Event Entertainment Associate Sierra Thoulouis

PARTNERSHIPS ACTIVATION, SPECIAL PROJECTS AND EVENTS

VP of Partnership Activation, Special Projects & Events Tanya Dreesen
 Senior Director, Events Amy Anthony
 Senior Manager, Events C.J. Rugh
 Senior Manager, Partnership Activation..... Katie Pluff
 Senior Manager, Partner Experience & Special Projects..... Jordan Ramsey
 Senior Manager, Partnership Activation..... Nate Swenson
 Manager, Partnership Erika Frid
 Manager, Partnership Activation..... Jessica Jones
 Events Coordinator Rachel Timmerman
 Partnerships Strategy & Activation Coordinator Haley Hiljus
 Partnership Activation Associate..... Kristin Mathis
 Special Events Associate..... Caroline Altman
 Events & Hospitality Associate Perry Harrington
 Alex Iervasi

REVENUE

VP, Premium Sales Kathleen Coyle
 VP, Corporate Partnership Sales..... Nick Maurer
 Senior Director, Ticket Sales & Service Charlie Boeckenheuer
 Director, Premium Sales Sara Ebert
 Director, Corporate Partnership Sales..... Doug Melnyk
 Senior Manager, Ticket Operations Joe Mee
 Manager, Ticket Sales & Strategy..... Tessa Carter
 Manager, Corporate Partnership Sales McKenzie Gernes
 Manager, Group Ticket Sales & Special Projects Travis Hamre
 Manager, Premium Sales..... Kara Kawakami
 Manager, Season Ticket & SBL Sales Stuart Morrow
 Manager, Ticket Sales & Services Max Morton
 Manager, Ticket and Parking Operations Chuck Pamperin
 Manager, Season Ticket & Premium Sales Steve Reed

Senior Coordinator, Ticket Operations..... Brian Baudreau
 Coordinator, Season Ticket Member Service Asa Nielson
 Senior Coordinator, Ticket Sales & Service Casey Jones
 Coordinator, Group Ticket Sales & Special Projects..... Francisco Estrada
 Senior Coordinator, Season Ticket & SBL Sales..... Raegan Palesch
 Revenue Associate Christian Luebbers
 Revenue Associate Aubrey Olson
 Revenue Associate Clayton Patterson
 Revenue Associate Brooklyn Whipple

CORPORATE DEVELOPMENT AND GUEST RELATIONS

VP, Corporate Development & Guest Relations.....JP Paul
 Director, Premium Experience & Operations Mike Leddy
 Director, Guest Services Vanessa Reid
 Manager, Premium Experience & Operations.....Austin Hansen
 Guest Experience Coordinator Alyssa Erdman
 Coordinator, Premium Experience & Strategy Bruna Freitas
 Receptionist Cliff Morse
 Receptionist Diane Barse
 Guest Experience Associate Emily Territo
 Premium Services Associate Taylor Takerian

BUSINESS STRATEGY

Director of Business Strategy..... Genette Sekse Amar
 Innovation Strategy Manager..... Meaghan Fors
 Manager, Business Strategy..... Jen Tomashek

BUSINESS ANALYTICS & INSIGHTS

Director of Business Analytics..... Kendall Peters
 Data Solutions Architect Madison Koch
 CRM & Insights Manager..... Preston Black
 Data Analyst..... Brooke Beuthling
 Data Analyst..... Hannah Dick
 Data & Analytics Associate Austin Streitmatter
 Consumer Insights & Strategy Associate Jordan Epley

ACCOUNTING AND FINANCE

Controller (Sr. Director) Patrick Whinnery
 Director, Finance..... Seth Johnson
 Director, Accounting Ann Schumacher
 Accounting Manager Kerry Schanno
 Finance Manager Jacque Ferjak
 Senior Accounting and Finance Analyst..... Valerie Haekenkamp
 Senior Accounting Analyst/AP Manager..... Lindsey Pieper
 Payroll Lead Carla Smith
 AP Lead Brittany Snyder
 Accounting and Finance Associate Antonio Buonomo

SOCIAL IMPACT

VP, Social Impact Brett Taber
 Director, Legends Relations..... Tom West
 Legends Liasison Tracy McDonald
 Foundation Development Manager..... Elizabeth Hackbarth
 Senior Manager, Community Relations..... Logan Johnson
 Senior Manager of Player Relations Quinn Adams
 Youth Football Manager..... Madison Cortese
 Youth & High School Football Manager..... Joe Rush
 Foundations Program Manager..... Diego Pleitez
 Player & Community Relations Coordinator..... Samantha Ziwicki
 Youth & High School Football Coordinator Emily Weinberg
 Community Relations Associate Samantha Steward
 Social Impact Associate Benjamin Coleman

PEOPLE & CULTURE

Senior Director of Diversity, Equity & Inclusion..... Anne Doepner
 Director of People & Culture Anita Adjei-Wiafe
 Manager, People & Culture Molly Stewart
 People & Culture Assistant Eli Cohen
 DEI Associate..... Imani McCormick

INFORMATION TECHNOLOGY

VP, Information Technology Cheryl Nygaard
 Network & Security Director Josh Melstrom
 Technology Solutions Manager Matt Johnson
 Information Technology Manger Matt Freshwater
 IT Support Specialist Zach Von Behren
 Mac Support Specialist..... Trey Weichman
 IT Associate..... Amanda Zrile

COMMUNICATIONS

Senior Director, Communications Jon Ekstrom
 Director, Communications Sam Newton
 Communications Manager..... Carly Bonk
 Communications Coordinator..... Sarah Joram
 Communications Associate..... Kori Bae

GET IN THE GAME

Cheer for that jackpot and double down for 21. Grab some game day burgers and brews, or treat yourself to steak and lobster. Stay up late and wake up refreshed in your luxurious hotel room. Hit the links, or see the stars onstage. It's your time to play, so do it your way at Mystic Lake.

Open 24/7, just minutes from Minneapolis and St. Paul.

CASINO • RESORT • DINING • GOLF



Mystic LAKE

PROUD PARTNER OF THE MINNESOTA VIKINGS

[MYSTICLAKE.COM](https://www.mysticlake.com)

© 2022 SMSC GAMING ENTERPRISE
OWNED & OPERATED BY THE SHAKOPEE MDEWAKANTON SIOUX COMMUNITY





COACHES

2023 MINNESOTA VIKINGS



KEVIN O'CONNELL

HEAD COACH

NFL EXPERIENCE: 13TH SEASON

VIKINGS EXPERIENCE: 2ND SEASON



In his first season as head coach in 2022, Kevin O'Connell led the Vikings to 13 wins, the most by any first-year head coach in franchise history, earning the club's first division title since 2017. O'Connell had seven players win Player of the Week awards in 2022, also the most by a first-year head coach in franchise history, seven notched Pro Bowl berths and three earned Associated Press All-Pro honors.

O'Connell heavily emphasized his team becoming "situational masters" since becoming the 10th head coach in franchise history, pointing to areas that might not always be prominent on stat sheets, but are crucial to winning games. Minnesota saw immediate improvement in these areas, finishing 11-0 in one-score games during the regular season after going 5-8 in those same situations in 2021. The team also had an NFL-record-tying 10 comeback wins this season, including overcoming a 33-point halftime deficit in Week 15 against the Colts, the greatest comeback in NFL history.

Several players excelled under O'Connell's direction in 2022. Quarterback Kirk Cousins orchestrated eight fourth quarter comebacks this season, tied with Matthew Stafford (2016) for the NFL record. He also recorded eight game-winning drives on the season, which led the NFL. Wide receiver Justin Jefferson set the Vikings new single-season record for receiving yards (1,809) and receptions (128), passing Hall of Fame WRs Cris Carter (122 in 1994 and 1995) and Randy Moss (1,632 in 2003). In a mid-season trade with the Detroit Lions, Nov. 1, 2022, the Vikings acquired tight end T.J. Hockenson, who set the NFL record for most receptions (25) in a player's first four games with a new team. According to Pro Football Focus, center Garrett Bradbury improved from a 60.2 grade in 2021 to a 70.2 grade this season, including a career-high 68.1 pass block grade, and tackle Christian Darrisaw (90.3) had the second-highest grade of any tackle in the NFL this season, trailing only Trent Williams.

The Vikings had two players combine for 10 interceptions in 2022 - cornerback Patrick Peterson (five) and safety Harrison Smith (five) - marking the most by two Vikings teammates in a season since Antoine Winfield (four) and Darren Sharper (nine) combined for 13 in 2005. Both Peterson and Smith's five interceptions were tied for the fifth-most in 2022. Peterson and Smith each have tallied 34 interceptions in their careers, the second-most among active players in the NFL. Peterson was tied for sixth in the NFL in passes defensed (15) and ranked fourth in the NFL in PFF coverage grade despite having the second-most coverage snaps this season.

O'Connell was named the 10th head coach in franchise history Feb. 16, 2022, after serving as the offensive coordinator for the Los Angeles Rams.

In 2021, he led the Rams to finish ninth in total offense (372.1 yards per game), helped his unit rank second in plays of 50-plus

yards (10), fourth in yards per play (5.98) and eighth in offensive touchdowns (51). Under the guidance of O'Connell, Rams QB Matthew Stafford and WR Cooper Kupp both had career years in 2021. Stafford set the single-season team record for passing yards (4,886) and tied Kurt Warner from his 1999 MVP season for the most passing touchdowns in a season by a Rams quarterback with 41, while also winning his first playoff game in his 13th season in the NFL. Kupp, who was named 2021 NFL Offensive Player of the Year by The Associated Press and Super Bowl LVI MVP, had one of the best receiving seasons in NFL history, leading the NFL in receptions (145), receiving yards (1,947) and receiving touchdowns (16), earning AP First-Team All-Pro and Pro Bowl honors.

During the 2021 season, O'Connell's lone season with Stafford, the signal caller threw for the third-most passing yards (4,886) and second-most touchdowns (41) in the NFL, all while achieving his career-best 102.9 passer rating (in seasons with more than eight starts), the sixth-best in the NFL. Kupp's wide receiver Triple Crown in 2021, which he won after leading the NFL in receptions (145), receiving yards (1,947) and touchdowns (16), joined him with WR Jerry Rice (San Francisco 49ers, 1990), WR Sterling Sharpe (Green Bay Packers, 1992) and WR Steve Smith (Carolina Panthers, 2005) as the only players since the 1970 merger to achieve this feat. Kupp's 145 receptions and 1,947 receiving yards both ranked as the second-highest single-season totals in NFL history, trailing only Michael Thomas's 149 receptions in 2019 and Calvin Johnson's 1,964 receiving yards in 2012.

O'Connell was instrumental in aiding mid-season free agent signee WR Odell Beckham, Jr., to five receiving touchdowns in eight games played with the team, the most since his 2018 season with the New York Giants. O'Connell also helped the Rams offense tie for seventh in scoring offense (27.1 points per game) and score on 45.9% of their offensive drives, which ranked third in the NFL behind the Kansas City Chiefs (48.2) and New England Patriots (48.0).

The 2020 Rams offense featured the 10th-ranked rushing attack, posting 126.1 yards per game on the ground, behind two 600-plus rushing seasons from running backs Cam Akers and Darrell Henderson. Anchored by T Andrew Whitworth, the oldest offensive lineman in the NFL, the Rams offensive line only allowed 56 sacks in the two years O'Connell was in Los Angeles, which was good for the seventh-fewest among NFL clubs. The offensive line's sack rate, 4.5%, was the fifth-lowest in the NFL over the past two years. In addition to helping QB Jared Goff to his fourth consecutive season with at least 3,800 passing yards and 20 touchdowns in 2020, O'Connell prepared QB John Wolford for a win-and-in game against the Arizona Cardinals in Week 17, helping him pass for 231 yards and rush for 56 more in his NFL debut, while leading the Rams to a 18-7 victory and a playoff

berth.

Under O'Connell, Rams quarterbacks threw for 1,517 passing yards (third in NFL), 11 touchdowns (fourth in NFL) and a 106.4 passer rating in playoff games (second in NFL). He coached Stafford to a Super Bowl win, helping him post a 4-0 record in the postseason and 108.3 passer rating, which trailed only QBs Josh Allen and Patrick Mahomes. Furthermore, the Rams' 1,186 passing yards in the 2021 playoffs were the most in NFL history, surpassing the 2011 New York Giants (1,144). O'Connell helped Kupp (478) and Beckham, Jr., (288) post a combined 766 receiving yards in the playoffs, the most by any wide receiver duo this postseason.

Prior to joining the Rams, O'Connell worked in Washington, serving as the quarterbacks coach in 2017-18 and the offensive coordinator in 2019. O'Connell coached Cousins in 2017, helping him throw for more than 4,000 yards and 27 touchdowns, and record a career-high 342 rushing yards and a league-leading four game-winning drives. Cousins' 4,093 passing yards marked his third-consecutive 4,000-yard passing season, helping him become the 11th quarterback in NFL history to accomplish this feat. During the 2018 season, O'Connell was tasked with getting three different quarterbacks (Josh Johnson, Colt McCoy and Mark Sanchez) up to speed following a devastating injury to starting QB Alex Smith.

In 2019, O'Connell helped guide rookie WR McLaurin to 58 receptions, 919 receiving yards and seven touchdowns, the second-most receptions and third-most receiving yards and touchdowns among rookies in franchise history. O'Connell oversaw the production of three quarterbacks in 2019, specifically rookie QB Dwayne Haskins, Jr. Once Haskins, Jr., became the full-time starter in Week 9, he passed for 1,225 yards, seven touchdowns, three interceptions and an 85.5 passer rating. O'Connell also helped Vikings all-time leading rusher

Adrian Peterson eclipse 1,000 scrimmage yards (1,040) at the age of 34.

Since O'Connell became an offensive coordinator in 2019, he has coached one Super Bowl MVP (Kupp), two Pro Bowlers (guard Brandon Scherff and Kupp), one All-Pro (Kupp) and one PFWA All-Rookie Team member (McLaurin).

O'Connell worked on special projects with the San Francisco 49ers in 2016, where he overlapped with Vikings General Manager Kwesi Adofo-Mensah. Prior to his one year in San Francisco, O'Connell was the quarterbacks coach in Cleveland during the 2015 season, assisting QB Josh McCown to becoming the only player in team history to throw for 300 or more passing yards in three consecutive games. McCown also broke the single-game passing record in 2015, throwing for 457 yards against the Baltimore Ravens.

As a player, O'Connell was drafted in the third round (94th pick) of the 2008 NFL Draft by the New England Patriots out of San Diego State. He played one season for the Patriots behind QB Matt Cassel following a season-ending injury to QB Tom Brady. During the 2009 preseason, O'Connell was claimed by the Detroit Lions and was then later traded to the New York Jets for a seventh-round pick. Before his NFL career ended in 2012, O'Connell spent time with the Miami Dolphins, a second-stint with the Jets and the San Diego Chargers.

As a four-year captain at San Diego State, O'Connell finished his career after appearing in 40 games while ranking third in completions (664), fourth in passing yards (7,689) and fifth in passing touchdowns (46) in school history. The Carlsbad, Calif., native and his wife, Leah, have two sons, Kaden and Kolten, and two daughters, Quinn and Callie. O'Connell's father, Bill, was a longtime FBI agent, and his mother, Suzanne had a career as an educator. O'Connell has an older sister, Kelley, who is an attorney.

O'CONNELL'S BACKGROUND

YEAR	TEAM	TITLE
2015	Cleveland Browns	Quarterbacks
2016	San Francisco 49ers	Offensive Assistant
2017	Washington Commanders	Quarterbacks
2018	Washington Commanders	Quarterbacks
2019	Washington Commanders	Offensive Coordinator
2020-21	Los Angeles Rams	Offensive Coordinator
2022	Minnesota Vikings	Head Coach



MATT DANIELS

SPECIAL TEAMS COORDINATOR

NFL EXPERIENCE: 8TH SEASON
VIKINGS EXPERIENCE: 2ND SEASON



Matt Daniels enters his sixth season coaching in the NFL and second with the Vikings as special teams coordinator, after spending two seasons as the assistant special teams coach for the Dallas Cowboys. He brings seven total seasons of coaching experience and eight years of playing experience, both collegiately and professionally, to head coach Kevin O'Connell's staff.

In 2022, Daniels coached running back Kene Nwangwu, who recorded his third career kick return touchdown in Week 12 against the Patriots and was named NFC Special Teams Player of the Week. Daniels also worked with rookie punter Ryan Wright, who set multiple franchise records, including the record for highest gross punting average (47.4) and net punting average (42.5) by a rookie. Under Daniels, kicker Greg Joseph connected on five game-winning field goals, including a franchise record 61-yard game winner against the Giants in Week 16. Joseph received two NFC Special Teams Player of the Week awards throughout the season (Week 4 and Week 16). Additionally, he coached long snapper Andrew DePaola to his first career Pro Bowl. Daniels also coached safety Josh Metellus, who became the first player since 1995 to record a blocked punt in two-consecutive games.

In 2021, Dallas' special teams unit, led by John Fassel and assisted by Daniels, finished in the top five for a consecutive year in kick return average (24.8). With Daniels' assistance, K Greg Zuerlein made 29 field goals, tying for the ninth-most in the NFL, on 35 attempts for a success rate of 82.9%. P Bryan Anger averaged 48.4 yards per punt, tying for fourth and ultimately earning him his first Pro Bowl honor. The special teams unit led the league in most special teams touchdowns, two of which were blocked punts and one where RB Tony Pollard returned a kick for 100 yards for a touchdown against Las Vegas in Week 12, the first return for a touchdown in his career.

Following the 2021 season, Rick Gosselin ranked the Dallas special teams sixth overall, averaging fifth in kick returns (24.8) and fourth (48.4) in punting.

In Daniels' first season in Dallas in 2020 the team saw instant upgrades in the special teams rankings. Dallas jumped from last in the league in kick return average (16.3) in 2019 to third (26.1) in 2020 and from 26th (5.7) in punt return average in 2019 to 13th (9.1) in 2020.

Pollard, Dallas' primary kick returner, finished fourth in the NFL with 766 kick return yards on 32 kickoffs - both career-highs. Fassel and Daniels also brought over a familiar face at kicker in 2020, as former Ram Greg Zuerlein's 34 made field goals were third-most in the NFL and tied Richie Cunningham (1997) for the most made field goals in a single season in Cowboys history. Zuerlein also tallied 135 points - tied for the second-most in a single season in club history.

Daniels and Fassel deployed one of the most aggressive and creative special teams groups with the Rams in recent years, and from 2018-19 they had the most fake kicks (eight), recorded six punt returns of 20-plus yards and finished second in the league in net punting average (43.0) in 2018. Also in 2018, LB Cory Littleton was named to the Pro Bowl as the special teams player for the NFC after blocking two punts and deflecting another.

Daniels joined the Rams after a four-year stint as a player in the NFL and a one-year graduate assistantship at the University of Colorado in 2017. He played in seven games over the course of his four-year NFL career for the St. Louis Rams (six) and San Diego Chargers (one). He also spent time on the practice squads for Jacksonville and the Chargers.

Collegiately, Daniels earned first-team All-ACC and second-team All-America honors as a senior at safety, leading Duke in tackles (126). In his final season as a Blue Devil, he finished second in the balloting for ACC Defensive Player of the Year accolades. Daniels played in 46 career games at Duke and compiled totals of 324 tackles, 13.0 tackles for loss, four interceptions, seven forced fumbles, three fumble recoveries and 27 pass breakups. He was named a team captain for the 2011 season.

As a prep at Fayette County High School in Fayetteville, Ga., Daniels was a three-time all-region pick and two-time all-county choice. Additionally, he was named Fayette County's Offensive and Defensive Player of the Year as both a junior and senior, setting the school single-game rushing record with 348 yards on 18 carries. Daniels also participated in track and field at Fayetteville and was honored with the Watkins Award, an honor presented annually to the top African-American high school student-athlete in the country.

Daniels holds a degree in public policy studies with a minor in markets & management studies from Duke. He and his wife, Tiffany, have a daughter, Yara and a son, Yahya.

DANIEL'S COACHING BACKGROUND

YEAR	TEAM	TITLE
2017	University of Colorado	Graduate Assistant (Defense)
2018-19	Los Angeles Rams	Assistant Special Teams
2020-21	Dallas Cowboys	Assistant Special Teams
2022-	Minnesota Vikings	Minnesota Vikings



BRIAN FLORES

DEFENSIVE COORDINATOR

NFL EXPERIENCE: 19TH SEASON
VIKINGS EXPERIENCE: 1ST SEASON



The Minnesota Vikings named Brian Flores defensive coordinator Feb. 6, 2023. Flores spent the 2022 season as the senior defensive assistant/linebackers coach for the Pittsburgh Steelers and brings almost two decades of NFL experience to head coach Kevin O'Connell's staff.

In one season with Pittsburgh, Flores led a defense that gave up just seven rushing touchdowns, which tied with New England for the fewest allowed in the NFL in 2022. Pittsburgh's opponents also had the league's sixth-lowest completion percentage (61.3%). Under Flores' guidance, linebacker Alex Highsmith tallied a career-high 14.5 sacks, the sixth-most in the NFL, and tied for the league lead with five forced fumbles. Flores was instrumental in helping All-Pro outside linebacker T.J. Watt record 39 tackles, 5.5 sacks and five passes defended in only 10 games played, leading him to his fifth-consecutive Pro Bowl selection. With Watt in the lineup in 2022, Pittsburgh posted an 8-2 record, allowed only 16.9 points per game, and registered 32 sacks and 18 takeaways.

Prior to his time with Pittsburgh, Flores served as the head coach of the Miami Dolphins from 2019-21. Flores helped the Dolphins post back-to-back winning seasons (2020-21) for the first time since 2002-03. In 2021, Miami became the first team in NFL history to snap a seven-game losing streak with a seven-game winning streak. Flores led the Dolphins to a 10-6 record in 2020, marking only the second time the franchise has won 10 games in a season over the past decade. Miami's defense finished sixth in the NFL that season, allowing 21.1 points per game and led the league with 29 takeaways. Cornerback Xavien Howard led the league with 10 interceptions and earned Associated Press First Team All-Pro and Pro Bowl honors.

Flores got his start in the NFL with the New England Patriots, coaching in all three phases of the game – offense, defense and special teams – and helped the franchise win four Super Bowls – XXXIX, XLIX, LI and LIII. He spent eight seasons (2011-18) coaching defense and seven (2012-18) as a position coach. The Patriots advanced to the AFC Championship game in all seven seasons with Flores as a position coach and won three of the club's four Super Bowl appearances.

In 2018, Flores helped New England win Super Bowl LIII in his first season as the defensive play-caller. Under his direction, the defense went from 17th to seventh in the league in passer rating, holding opponents to a 85.4 rating. New England was tied for fifth in the NFL with 28 takeaways and tied for third with 18 interceptions on the season, improving from 25th and 18th in those categories, respectively, in 2017.

Flores spent three seasons (2016-18) as the Patriots linebackers coach. In his first season in the role in 2016, New England had the NFL's best scoring defense, only allowing 15.6 points per game. As a safeties coach from 2012-15, Flores helped safety Devin McCourty earn AP Second Team All-Pro honors in 2013. Flores joined the Patriots as a scouting assistant in 2004 and was promoted to pro scout in 2006. He then moved into coaching as a coaching assistant from 2008-09, where he crossed paths with O'Connell, who played quarterback for the club in 2008.

The Brooklyn, N.Y., native graduated from Boston College, where he played linebacker for four years, with a bachelor's degree in English and a master's degree in administrative studies. He and his wife, Jennifer, have two sons, Miles and Max, and a daughter, Liliana.

FLORES' COACHING BACKGROUND

YEAR	TEAM	TITLE
2008-09	New England Patriots	Coaching Assistant
2010	New England Patriots	Offensive Assistant
2011	New England Patriots	Defensive Assistant
2012-15	New England Patriots	Safeties
2016-18	New England Patriots	Linebackers
2019-21	Miami Dolphins	Head Coach
2022	Pittsburgh Steelers	Sr. Def. Asst./LBs
2023	Minnesota Vikings	Defensive Coordinator



MIKE PETTINE

ASSISTANT HEAD COACH

NFL EXPERIENCE: 21ST SEASON
VIKINGS EXPERIENCE: 2ND SEASON



Mike Pettine (PETT-in), enters his second season with the Minnesota Vikings as the assistant head coach and 21st overall in the NFL. Pettine brings 30 seasons of overall coaching experience to the staff, stemming in the high school, collegiate and professional ranks.

In 2022, Pettine helped coach the Vikings defense to the third-most passes defended in the NFL (87), including 15 interceptions, which was tied for 10th in the league. Under Pettine's guidance, outside linebacker Za'Darius Smith finished the season with 100 sacks, marking his third season with double-digit sacks. Cornerback Patrick Peterson ranked sixth in the NFL in passes defended (15) and eighth in interceptions (5).

In 2021, Pettine helped get the Chicago defense back to the top 10 in total defense, finishing the season as the sixth-ranked unit, allowing only 316.7 yards per game. Under Pettine's guidance, pass rusher Robert Quinn finished second in sacks (18.5), and Roquan Smith finished fifth in the league in total tackles (163). Chicago's defense also recorded 49 sacks on the season, the fourth-most in the league.

In his final season in Green Bay, Pettine helped the Packers to the NFC Championship Game, leading a defense that ranked No. 7 in the NFL in passing yards allowed (221.2) and No. 9 in total yards allowed (334.0) in 2020. The Packers also ranked third in fewest plays allowed of 20+ yards, eighth in red zone scoring efficiency (57.7%) and tied for 10th in sacks (41). Following the season, edge rusher Za'Darius Smith and CB Jaire Alexander were named Second-Team All-Pro by The Associated Press.

In 2019, Pettine guided a defense that ranked No. 9 in points allowed (19.6 ppg), the first time the Packers had finished in the top 10 in the NFL in the category since 2010. It marked Green Bay's biggest one-year improvement in scoring defense (5.4-point decrease from 2018) since 1996 (13.1 ppg after allowing 19.6 ppg in 1995). Green Bay also ranked in the top 10 in the league in interceptions (17, tied-third), takeaways (25, tied-seventh) and opponent passer rating (81.1, sixth) in 2019. The 2019 Packers were one of only five teams in the NFL to allow fewer than 20 points per game and post 40-plus sacks and 25-plus takeaways. Green Bay's defense featured the first duo in team history (since 1982) to post 12-plus sacks each in the same season in linebackers Za'Darius Smith (career-high 13.5) and Preston Smith (career-best 12.0).

In his first season with the Packers in 2018, Pettine led a defense that was tied for No. 8 in the league in sacks (44), the most by Green Bay since it posted the same number in 2013. Green Bay's defense featured 16 different players with at least a half sack that season, the second most in team history (since 1982) behind only the 1987 campaign (strike season) in which 17 players registered a half-sack or more. Pettine guided the Packers to a No. 12 ranking in pass defense (234.5 yards per game) after the

team finished No. 23 in the category in 2017. Green Bay's defense also improved to No. 9 in the league in three-and-out percentage (21.9) after checking in at No. 26 in the category in 2017 and No. 8 in the NFL in opponent red-zone scoring percentage (83.9) after ranking No. 32 in 2017.

In his first season as Cleveland's head coach in 2014, Pettine led the Browns to their most victories (seven) since 2007 as they led the league in opponent passer rating (74.1) and opponent completion percentage (57.1) and ranked No. 2 in interceptions (21). The Browns engineered four fourth-quarter comebacks on the season, including the largest road comeback in NFL history after the team rallied from a 25-point deficit at Tennessee in Week 4, scoring 26 unanswered points to defeat the Titans, 29-28.

Cleveland's defense made significant improvement in nearly every major defensive statistic in 2014, including opponent passer rating (No. 16 in 2013 to No. 1 in 2014), takeaways (tied for No. 24 to tied for No. 4), red zone defense (tied for 29 to No. 5), points allowed per game (No. 23 to No. 9) and third-down defense (31 to No. 11). After finishing the 2013 campaign with a minus-eight turnover margin, the Browns posted a plus-six margin in Pettine's first season, the largest increase by Cleveland in 23 years.

The Browns had four players named to the Pro Bowl for the 2014 season, with safety Tashaun Gipson, CB Joe Haden, tackle Joe Thomas and S Donte Whitner all earning selections. It marked the first time in team history that three defensive backs were selected to the Pro Bowl, and it was the first time the Browns had three defensive players named to the all-star game since 1995. Cleveland also had three players selected to the Pro Bowl in 2015, with Thomas, tight end Gary Barnidge and center Alex Mack all honored. Pettine worked with both Vikings Head Coach Kevin O'Connell when O'Connell was the quarterbacks coach in 2015 and Vikings Tight Ends/Passing Game Coordinator Brian Angelichio when he was the tight ends coach.

Prior to joining the Browns, Pettine spent five seasons as a defensive coordinator in the NFL, helping his units finish in the top 10 in the league in total yards allowed and passing yards allowed in all five seasons. In 2013, he helped the Bills rank No. 2 in the league with a franchise-record 57 sacks as they were the only team in the league to have three players (defensive end Mario Williams and defensive tackles Kyle Williams and Marcell Dareus) each register 10-plus sacks. All three players and S Jairus Byrd were selected to the Pro Bowl, with Mario Williams and Byrd also earning Second-Team All-Pro honors from AP. Pettine also oversaw the development of LB Kiko Alonso, who was named the 2013 Defensive Rookie of the Year by the Pro Football Writers of America after leading the team with a career-high 159 tackles, two sacks and four interceptions.

Under Pettine's direction, Buffalo ranked No. 1 in the NFL in 2013 in opponent completion percentage (55.3), No. 2 in interceptions (23), No. 3 in opponent passer rating (74.9), No. 4 in passing yards allowed (204.4 ypg) and tied for No. 6 in takeaways (30). The Bills finished No. 10 in the league in total defense (333.4 ypg) in 2013 after finishing No. 22 (362.9 ypg) in 2012.

During Pettine's four seasons with the Jets (2009-12), the defense ranked No. 1 in the NFL over that span in opponent passer rating (71.0), opponent completion percentage (52.6) and passing yards allowed (186.3 ypg), No. 2 in total yards allowed (294.8 ypg) and third-down defense (34.6%), and No. 7 in points allowed (20.0 ppg) and takeaways (115).

In 2012, Pettine helped the Jets rank No. 2 in the league in passing yards allowed (189.8 ypg) and opponent completion percentage (53.8), No. 6 in yards per attempt (6.49) and No. 7 in opponent passer rating (78.2). Two members of New York's secondary were selected to the Pro Bowl (CB Antonio Cromartie, S LaRon Landry), with Landry earning Pro Bowl honors for the first time in his career.

In 2011, Pettine guided New York to a No. 3 ranking in opponent passer rating (69.6) as the Jets also finished No. 4 in the NFL in opponent completion percentage (54.2) and No. 6 in yards per attempt (6.73). The Jets were tied for No. 5 in the league with 31 takeaways, marking the third straight season under Pettine that the team forced 30-plus turnovers as the Jets joined the Packers as the only two teams in the league to do so from 2009-11.

Pettine helped the Jets rank No. 1 in the league in opponent completion percentage (50.7) and No. 3 in total yards allowed (291.5 ypg) in 2010 as New York advanced to the AFC Championship Game, highlighted by road wins at Indianapolis and New England in the playoffs. New York's defense also ranked No. 3 in the league that season in rushing yards allowed (90.9 ypg) and yards allowed per carry (3.56).

Pettine made an immediate impact in his first season with the Jets in 2009, guiding the defense to No. 1 overall rankings in total yards allowed (252.3), passing yards allowed (153.7 ypg) and points allowed (14.8 ppg). The average of 14.8 points allowed per game set a franchise single-season record, while the average of 252.3 yards allowed per game was the secondbest mark in team history (240.2 ypg in 1968). Pettine's defense gave up 10 or fewer points a league-high seven times in '09, which also set a franchise single-season record. His defense allowed a franchise-low eight passing TDs on the season, the fewest given up by an NFL team in a 16-game season to that point. The Jets also led the league in opponent passer rating (58.8) – the best mark posted by an NFL team since the 2003 Patriots (56.2) – and opponent completion percentage (51.7).

CB Darrelle Revis earned All-Pro First-Team honors from AP and was selected to the Pro Bowl in 2009-11 under Pettine's guidance, the lone cornerback in the league to receive first-team All-Pro and Pro Bowl recognition in each of those seasons. Revis posted career highs in interceptions (six) and passes defended (34) in 2009, finishing as the runner-up in AP Defensive Player of the Year voting to Packers CB Charles Woodson.

Prior to joining the Jets, Pettine spent seven seasons (2002-08) with the Baltimore Ravens, serving as the OLB coach for the final four seasons. He helped Baltimore's defense rank second in total yards allowed in 2008, sixth in 2007, first in 2006 and fifth in 2005. The Ravens were tied for fifth in the NFL from 2005-08 with 168 sacks, including a franchise-record 60 in 2006. In 2008, LB Terrell Suggs earned Pro Bowl honors after registering eight sacks and a career-high two INTs returned for touchdowns. Suggs and LB Adalius Thomas both earned Pro Bowl recognition under Pettine's direction in 2006, with Thomas recording a career-high 11 sacks as he finished tied for third among NFL linebackers. Pettine joined the Ravens in 2002, serving as a coaching and video assistant that first season before working as a coaching assistant/quality control coach in 2003 and a defensive assistant in 2004.

Prior to joining the NFL coaching ranks, Pettine was the head coach at North Penn High School (Lansdale, Pa.) from 1997-2001. He led the school to 45 wins in five seasons, including an 11-2 record in 1999. Pettine also served as the head coach at William Tennent High School (Warminster, Pa.) in 1995-96, taking over a team that had won three games total in the previous three seasons. He led the team to five wins in his first season and a school-record nine victories in 1996. Pettine also spent two seasons coaching at the college level, serving as a defensive graduate assistant at the University of Pittsburgh in 1993-94.

Pettine began his coaching career as an assistant to his father, Mike Sr., at Central Bucks West High School in Doylestown, Pa., for five seasons (1988-92). Mike Sr., who coached 33 seasons at the school, retired after the 1999 campaign as the winningest coach in the history of Pennsylvania high school football with a career record of 326-42-4 (.882). Pettine played for his father and earned all-state honors at quarterback and defensive back.

Pettine was a two-year letterman (1986-87) as a free safety at Virginia, leading the team with five interceptions in 1986 and tying the single-game school record for interceptions with three against North Carolina State that season. He graduated with a degree in economics.

Born Sept. 25, 1966, in Doylestown, Pa., Pettine and his wife, Megan, have six children in their combined family: daughters Megan, Katie, Paige and McKenna, and sons, Ryan and Max.

PETTINE'S COACHING BACKGROUND

YEAR	TEAM	TITLE
1993-94	University of Pittsburgh	Graduate Assistant
1995-96	William Trent High School	Head Coach
1997-2001	Penn High School	Head Coach
2002-03	Baltimore Ravens	Coaching Assistant
2004	Baltimore Ravens	Assistant Defensive Line
2005-08	Baltimore Ravens	Outside Linebackers
2009-12	New York Jets	Defensive Coordinator
2013	Buffalo Bills	Defensive Coordinator
2014-15	Cleveland Browns	Head Coach
2017	Seattle Seahawks	Consultant
2018-20	Green Bay Packers	Defensive Coordinator
2021	Chicago Bears	Senior Defensive Assistant
2022-	Minnesota Vikings	Assistant Head Coach



WES PHILLIPS

OFFENSIVE COORDINATOR

NFL EXPERIENCE: 17TH SEASON
VIKINGS EXPERIENCE: 2ND SEASON



Wes Phillips enters his 17th season coaching in the NFL and second with the Vikings as offensive coordinator, after serving as pass game coordinator/tight ends coach for the Los Angeles Rams, who won Super Bowl LVI over the Cincinnati Bengals in 2022.

In 2022, Phillips coached an offense that finished seventh in the NFL in points scored (24.9 ppg) second in passing yards (283.4 ypg) and third in completions (448). Phillips helped quarterback Kirk Cousins start all 17 games and set team records for passing attempts (643) and passing first downs (230), also totaled the second-most completions (424) and passing yards (4,547) in franchise history. Phillips also assisted in wide receiver Justin Jefferson's record-breaking campaign, where he set the Vikings new single-season record for receiving yards (1,809) and receptions (128), passing Hall of Fame WRs Cris Carter (122 in 1994 and 1995) and Randy Moss (1,632 in 2003). After a mid-season trade with the Detroit Lions, Phillips coached tight end T.J. Hockenson to 25 receptions through his first four games with the team, setting a new NFL record. Under Phillips, QB Kirk Cousins, running back Dalvin Cook, WR Justin Jefferson and TE T.J. Hockenson were named to the Pro Bowl.

Phillips worked as a tight ends coach from 2013-21, helping a player from his unit post 500-plus receiving yards in nine consecutive seasons. Phillips joins the Minnesota Vikings after spending the past three seasons with the Los Angeles Rams as the tight ends coach in 2019-20 and pass game coordinator/tight ends coach in 2021. Phillips assisted in QB Matthew Stafford's first season with the team, helping him throw for the third-most passing yards (4,886) and second-most touchdowns (41) in the NFL, all while achieving his career-best 102.9 passer rating (in seasons with more than eight starts). During his first year as pass game coordinator, WR Cooper Kupp had one of the best receiving seasons in NFL history, leading the NFL in receptions (145), receiving yards (1,947) and receiving touchdowns (16), earning AP First-Team All-Pro and Pro Bowl honors.

Phillips played a vital role in developing TE Tyler Higbee and TE Gerald Everett. In 2019, the first year of Phillips' tenure, Higbee set career highs in receptions (69) and receiving yards (734), while Everett recorded his first career 400-plus yard receiving season. Higbee has also posted three consecutive 500-plus receiving seasons, joining TE George Kittle and TE Dallas Goedert as the only NFC tight ends to accomplish this feat since 2019.

Prior to his time in Los Angeles, Phillips spent five seasons in Washington coaching the tight ends. In 2018, Phillips helped TE Jordan Reed lead the team in receptions (54) and receiving yards (558), both ranking in the top half of the league among tight ends, while TE Vernon Davis caught 25 passes for 367 yards, joining Pittsburgh's TEs Vance McDonald (610) and Jesse James (423) as the only tight end duo with more than 350 receiving yards. Phillips aided in the production of TE Vernon Davis in 2017,

amounting to 43 receptions, 648 yards and leading Washington with a 15.1 yards-per-catch average. Davis' 15.1 yards per catch average ranked second in the NFL behind TE Rob Gronkowski, making him the first Washington tight end since TE Clint Didier.

In 2016, the Washington tight ends combined for 1,306 receiving yards and eight touchdowns, all thrown by QB Kirk Cousins. Reed (686) and Davis (583) both had 500-plus yard receiving seasons, making them one of two tight end duos in the NFL to eclipse 500 receiving yards on the year, (TE Martellus Bennett (701) and Gronkowski (540) of the New England Patriots). Reed was voted to the Pro Bowl and became the fastest tight end in NFL history to reach 200 career receptions (38 games), passing Hall of Fame TE Kellen Winslow (39 career games).

Phillips coached Reed to one of the best seasons from a tight end in franchise history in 2015, guiding him to 87 receptions, 952 receiving yards and 11 touchdowns. Reed's receptions and receiving yards are the most in a single season in franchise history among tight ends, while his touchdowns are the second-most in franchise history behind Jerry Smith (12). In his first season in Washington, Phillips played a role in TE Niles Paul recording career highs in receptions (39) and receiving yards (507).

Phillips' first year as a tight ends coach was in 2013 with the Dallas Cowboys, coaching TE Jason Witten to a 73-reception, 851-receiving yard, eight-touchdown season and Pro Bowl berth. Prior to his time as tight ends coach, Phillips held the assistant offensive line title in 2011-12, assisting the first and second year of eventual 2010s All-Decade Team member, tackle Tyron Smith. Phillips got his start in 2007 with the Cowboys as a quality control/offensive assistant from 2007-10.

Before joining the Cowboys, Phillips coached the quarterbacks at Baylor in 2006 and helped QB Shawn Bell post 2,582 passing yards and 19 touchdowns, both career highs. Phillips spent the 2004-05 seasons at West Texas A&M, coaching in one of the most successful years in school history in 2005. The team posted a 10-2 record and were crowned Lone Star Conference Champions. Under the leadership of Phillips, QB Dalton Bell was named a finalist for the Harlon Hill Trophy, an award given annually to the best Division II player.

Phillips, who played quarterback, was a three-year letter winner at UTEP (1999-2001) and was part of the 2000 team that claimed a WAC title. He played in 11 games during his final year at the school, throwing for 1,839 yards and 10 touchdowns. Following his college career, he went to play for the San Diego Riptide in the AF2 Arena Football league.

Phillips is a third-generation NFL coach. His grandfather, Bum, was the head coach of the Houston Oilers (1975-80) and New

Orleans Saints (1981-85) and his father, Wade, has been a head coach for the Denver Broncos (1993-94), Buffalo Bills

(1998-2000) and Dallas Cowboys (2007-10). Phillips and his wife, Anna, have two daughters, Ivy and Minnie, and a son, Mac.

PHILLIP'S COACHING BACKGROUND

YEAR	TEAM	TITLE
2003	UTEP	Student Assistant
2004-05	West Texas A&M	Quarterbacks
2006	Baylor	Quarterbacks
2007-10	Dallas Cowboys	Quality Control/Off. Asst.
2011-12	Dallas Cowboys	Asst. Offensive Line
2014-18	Washington Commanders	Tight Ends
2019-20	Los Angeles Rams	Tight Ends
2021	Los Angeles Rams	Tight Ends/Pass Game Coord.
2022	Minnesota Vikings	Offensive Coordinator



IMARJAYE ALBURY SR.

DEFENSIVE ASSISTANT

NFL EXPERIENCE: 4TH SEASON
VIKINGS EXPERIENCE: 4TH SEASON



Imarjaye Albury Sr. (im-MAR-jay AL-berry) returns to the Minnesota Vikings coaching staff as a defensive assistant after spending the 2022 season as a pro scout, working under general manager Kwesi Adofo-Mensah. Prior to his role as a pro scout, Albury spent the 2020 and 2021 seasons with Minnesota as defensive quality control/assistant linebackers coach and brings five seasons of NFL experience to head coach Kevin O’Connell’s staff.

In 2021, Albury got his first opportunity to lead a defensive line in the NFL against the Los Angeles Rams, with former co-defensive coordinator Andre Patterson missing Week 16. Overall on the year, Albury oversaw the growth of second-year pass rusher D.J. Wonnum, helping him to 8.0 sacks in 2021. Albury played a big role in the development of defensive end Kenny Willekes, a former seventh-round pick/practice squad player, who posted 2.5 sacks in six games played. Albury also oversaw a defensive line that contributed to recording 51.0 sacks in 2021, the most sacks since 1992.

In 2020, multiple players stepped into leadership roles on the defensive line as defensive tackle Jaleel Johnson led the line in tackles with 44, and defensive end Ifeadi Odenigbo totaled 3.5 sacks and a team-leading 12 quarterback hurries. Rookie DE D.J. Wonnum stood out in his debut campaign, posting 24 tackles, 3.0 sacks, a team-leading five tackles for loss and one forced fumble. He was one of only three rookie defensive linemen in the NFL to record at least 3.0 sacks and forced a fumble in 2020. Overall, he played 467 defensive snaps, the eighth-most among rookie linemen in the league.

Prior to arriving in Minnesota, Albury spent the 2018 and 2019 seasons as a defensive graduate assistant at the University of Arkansas, where he worked primarily with the defensive line. In addition to assisting the defensive line coach and defensive staff in game planning and practice management, he aided in recruiting for the Southeastern Conference program. While at

Arkansas, he coached and tutored defensive lineman Armon Watts, who was selected by the Vikings in the sixth round of the 2019 NFL Draft following a seven-sack season in 2018.

Before joining the Razorbacks, Albury worked with NAIA-member Ave Maria University in Florida, during the spring of 2018, leading the defensive line through winter and spring conditioning and assisting in recruiting.

Albury began his coaching career in 2017 at NCAA Division III Cortland State University in Cortland, N.Y., working as the defensive line and special teams coach. Under his tutelage the Red Dragons recorded 31 sacks as a team in 2017, second-most in the Empire 8 Conference, while Albury’s special teams unit also led the conference with six field goal blocks. Albury was responsible for recruiting New York, New Jersey, and Florida. Albury’s coaching career also included brief stints with the Hamilton Tiger-Cats of the Canadian Football League, where he served as a guest coach during the team’s 2019 training camp, and Western Carolina, where he briefly was on staff as the defensive ends coaching before being hired by the Vikings.

As a player, Albury spent one season at West Virginia in 2012 before transferring to Florida International, where he was a three-year starter along the defensive line for the Panthers. Albury finished with 76 career tackles, 5.5 tackles for loss and 2.5 sacks over 36 game appearances at FIU, serving as a team captain and earning the program’s Defensive MVP award in 2016. After participating in the 2017 NFLPA Collegiate Bowl, Albury briefly spent time at both the Green Bay Packers and Los Angeles Chargers 2017 rookie mini camps before jumping into the coaching ranks.

Albury attended Miami Northwestern High School, the same high school as former Vikings quarterback Teddy Bridgewater. Albury and his wife, Brittany, have a son, Imarjaye Jr., who goes by “Junior” and a daughter, Jordyn.

ALBURY’S COACHING BACKGROUND

YEAR	TEAM	TITLE
2017	Cortland State University	DL/Special Teams
2018-19	Arkansas	Graduate Assistant
2020-21	Minnesota Vikings	Defensive QC/Asst. LBs
2022	Minnesota Vikings	Pro Scout
2023	Minnesota Vikings	Defensive Assistant



BRIAN ANGELICHIO

**Tight Ends/
Passing Game Coordinator**

NFL EXPERIENCE: 12TH SEASON
VIKINGS EXPERIENCE: 2ND SEASON



Brian Angelichio (an-juh-LEEK-o) enters his second season with the Minnesota Vikings as the tight ends/passing game coordinator after working with the Carolina Panthers from 2020-21.

In 2022, Angelichio coached newly acquired tight end T.J. Hockenson to his second Pro Bowl honor (2022, 2020), becoming the first Vikings tight end to be selected to the Pro Bowl since Kyle Rudolph in 2017. Hockenson caught 65 passes for 730 receiving yards and four touchdowns as a Viking. His 86 total receptions in 2022, were the second-most by a tight end, behind only Travis Kelce (110). In the team's matchup vs. New England in Week 12, Hockenson set the NFL record for most catches (25) by a tight end in their first four games with a team.

During his time with the Panthers, Angelichio helped develop TEs Tommy Tremble and Ian Thomas. Tremble, a 2021 third-round pick (83rd overall) from Notre Dame, finished his rookie season catching 20 passes for 180 yards and a touchdown, a 5-yard pass from QB Sam Darnold during the Week 5 matchup against the Philadelphia Eagles.

In 2020, Thomas recorded 20 receptions for 145 yards, while helping block for running back Mike Davis, who was replacing the injured RB Christian McCaffrey. Davis posted his first career season with over 1,000 scrimmage yards.

Prior to his time with the Panthers, Angelichio coached the tight ends with Washington, spending one season with head coach Kevin O'Connell (offensive coordinator) in 2019. Following an injury to TE Vernon Davis, Angelichio guided TE Jeremy Sprinkle to career highs in receptions (26), receiving yards (241) and touchdowns (one).

Angelichio worked in Green Bay for three seasons (2016-18) before his one-year stint with Washington, coaching TEs Jimmy Graham, Martellus Bennett, Jared Cook and Richard Rodgers.

Angelichio helped Graham to 636 receiving yards in 2018, which was the second-most on the team, trailing only wide receiver Davante Adams. During the Packers run to the 2016 NFC Championship Game, Angelichio coached Cook (377) and Rodgers (271) to a combined 648 receiving yards, becoming one of five NFC teams with two tight ends who posted more than 250 receiving yards.

During the 2015 season as Browns tight ends coach, Angelichio helped TE Gary Barnidge to a career year, with 79 receptions for 1,043 yards and nine touchdowns. Barnidge led the Browns in receiving, and his standout numbers earned him his lone-career Pro Bowl selection. The first time Angelichio worked with O'Connell (quarterbacks coach) was in 2015 under current Vikings Assistant Head Coach Mike Pettine. While with the Browns in 2014, Angelichio assisted in TE Jordan Cameron recording 424 receiving yards, the second most of his career.

Prior to the Browns, Angelichio coached tight ends with the Buccaneers from 2012-13. In 2013, Angelichio helped transform undrafted rookie TE Tim Wright into the Bucs' second-leading receiver, posting what would remain a career-high 54 receptions for 571 yards and five touchdowns. Wright finished the year as the only rookie tight end to surpass 500 receiving yards that season.

Before his time in the NFL, Angelichio made stops at Rutgers, the University of Pittsburgh, SUNY-Brockport and Ithaca College. While serving as the tight ends coach at Pitt and Rutgers, six-time NFL Pro Bowl RB LeSean McCoy (Pitt) accumulated 3,365 scrimmage yards and 36 total touchdowns in 2007-08 and WR Mohamed Sanu (Rutgers) posted 1,206 receiving yards in 2011.

As a player, Angelichio was a four-year starter at outside linebacker for St. Lawrence University in Canton, N.Y., and he also served as team captain for their baseball team. Angelichio later received a master's degree at Ithaca College.

ANGELICHO'S COACHING BACKGROUND

YEAR	TEAM	TITLE
1995	SUNY-Brockport	Secondary
1996-97	Ithaca College	Linebackers
1998	Ithaca College	Wide Receivers
1999	Ithaca College	Offensive Line
2000-05	Ithaca College	Offensive Coordinator/OL
2006	University of Pittsburgh	Offensive Asst./TEs
2007-10	University of Pittsburgh	Tight Ends
2011	Rutgers	Tight Ends
2012-13	Tampa Bay Buccaneers	Tight Ends
2014-15	Cleveland Browns	Tight Ends
2016-18	Green Bay Packers	Tight Ends
2019	Washington Commanders	Tight Ends
2020-21	Carolina Panthers	Tight Ends
2022-	Minnesota Vikings	Tight Ends/Pass Game Coord.



LANCE BENNETT



QUALITY CONTROL - DEFENSE

NFL EXPERIENCE: 4TH SEASON
VIKINGS EXPERIENCE: 1ST SEASON



Lance Bennett joins the Vikings as a defensive quality control coach for his fourth season in the NFL. He previously served as the assistant to the head coach for defensive coordinator Brian Flores with the Miami Dolphins from 2019-21.

Prior to his time with the Dolphins, Bennett spent time with Mater Dei Prep in N.J., holding several roles with the school. He first joined Mater Dei in 2016 as offensive coordinator and was in charge of strength and speed training for the team before transitioning to athletic director in 2017, where he oversaw Mater Dei's athletic and health and wellness programs, developed training and conditioning programs and for all students and

coaching hiring, developed coaching standards and oversaw the school's athletic facilities.

Bennett coached at Polytechnic Preparatory Country Day School, his alma mater, for eight years before Mater Dei, where he was offensive coordinator and in charge of strength and speed training for the school.

Bennett attended Indiana where he was a wide receiver and punt/kick returner. The Brooklyn, N.Y., native was high school teammates with Vikings Defensive Coordinator Brian Flores at Polytechnic Preparatory Country Day School.

BENNETT'S COACHING BACKGROUND

YEAR	TEAM	TITLE
2008-15	Polytechnic Prep Country Day	Offensive Coordinator
2016	Mater Dei Prep	Offensive Coordinator
2017-18	Mater Dei Prep	Athletic Director/Offensive Coordinator
2019-21	Miami Dolphins	Assistant to Head Coach
2023	Minnesota Vikings	Quality Control - Defense



THAD BOGARDUS



ASSISTANT INSIDE LINEBACKERS

NFL EXPERIENCE: 10TH SEASON
VIKINGS EXPERIENCE: 1ST SEASON

Thad Bogardus enters his 10th year working in the NFL and first with the Vikings in 2023 as the assistant inside linebackers coach, after spending the past six seasons with the Los Angeles Rams. He previously served as the outside linebackers coach for the Rams in 2022.

As the assistant linebackers coach for the Rams during the Super Bowl LVI winning 2021 season, Bogardus worked with a group of outside linebackers that included Von Miller and Leonard Floyd. After combining for 21.5 sacks in the regular season, the outside linebackers added an additional 6.0 sacks during the teams' playoff run.

In his lone season as assistant defensive line coach in 2020, defensive lineman Aaron Donald became the third player in league history to be named NFL Defensive Player of the Year three times. He was also named the PFWA Defensive Player of the Year award for the second time. Donald finished with a team-high 13.5 sacks.

In 2019, Bogardus' first seasons as assistant defensive line/defensive quality control coach, the defensive front powered its way to 50.0 sacks, the fourth-highest total in the league. The unit also featured a stellar season from DT Aaron

Donald, who recorded double-digit sacks for the third-consecutive season and earned Pro Bowl and First-Team All-Pro honors.

During the 2017 and 2018 seasons, Bogardus primarily worked with the defensive line. Donald twice led L.A. in sacks, including an NFL-best 20.5 sacks in 2018. He also became the first Rams player to be named The Associated Press Defensive Player of the Year and only one-of-three players in history to win the award in consecutive seasons.

Prior to joining the Los Angeles Rams, Bogardus spent two seasons as a defensive coaching assistant for the Denver Broncos, helping the team win Super Bowl 50.

Bogardus' first year in the NFL came in 2014 as the defensive quality control coach for the Buffalo Bills.

At Ball State, Bogardus spent 2011 as a football operations graduate assistant and served as the defensive graduate assistant from 2012-13.

A native of Redding, Conn., Bogardus graduated from Elon in 2011. He and his wife, Lauren, have a daughter, Erika, and a son Brooks.

BOGARDUS' COACHING BACKGROUND

YEAR	TEAM	TITLE
2011	Ball State	Football Operations Graduate Assistant
2013-14	Ball State	Defensive Graduate Assistant
2014	Buffalo Bills	Defensive Quality Control
2015-16	Denver Broncos	Defensive Coaching Assistant
2017-18	Los Angeles Rams	Defensive Quality Control
2019	Los Angeles Rams	Assistant DL/QC
2020	Los Angeles Rams	Assistant Defensive Line
2021	Los Angeles Rams	Assistant Linebackers
2022	Los Angeles Rams	Outside Linebackers
2023	Minnesota Vikings	Assistant Inside Linebackers



RYAN CORDELL



**Passing Game Specialist/
Game Management Coordinator**

NFL EXPERIENCE: 10TH SEASON
VIKINGS EXPERIENCE: 2ND SEASON



Ryan Cordell enters his second season with the Minnesota Vikings after spending three seasons (2019-21) with the Cleveland Browns working as a coaching assistant.

In 2022, Cordell served as the Vikings game management coordinator and played a key role in helping the Vikings become "situational masters." The team finished the regular season with an 11-0 record in one score games after finishing 5-8 in those same situations the previous season.

Cordell served as interim running backs coach for the final 10 games of the 2021 season. He helped the Browns lead the NFL in rushing average with a 5.09 mark, the highest average by a Browns team since 1966. Running back Nick Chubb finish second in the league in rushing yards en route to a Pro Bowl selection and being named a finalist for the FedEx NFL Ground Player of the Year. Cordell also served as the running backs coach for the East team in the 2022 East-West Shrine Bowl.

Cordell worked closely with the offensive line during his first season on the Browns coaching staff, helping the club finish third in the league in rushing with an average of 148.4 yards per game (the team's best since 1978). He also helped tackle Jack Conklin earn Associated Press First-Team All-Pro honors and guards Joel Bitonio and Wyatt Teller earn Second-Team honors.

Bitonio was also selected to the Pro Bowl, while first round pick T Jedrick Wills Jr. was voted the NFL Pepsi Zero Sugar Rookie of the Week for Week 10, becoming just the fourth offensive lineman to win the award since its inception in 2002 and first since 2013.

Cordell spent five seasons (2014-18) with the San Francisco 49ers, serving as special assistant to the general manager during his final two seasons. While with the 49ers, Cordell worked with Vikings general manager Kwesi Adofo-Mensah, head coach Kevin O'Connell and running backs/run game coordinator Curtis Modkins.

In 2016, Cordell was the team's football operations coordinator, assisting with internal projects across all football departments. He served as an offensive assistant on the 49ers coaching staff in 2015, breaking down film for the offense, running the scout team, assisting all offensive coaches and assisting in the coaching of the running back position.

Cordell originally joined the 49ers in 2014 as a salary cap intern, assisting with various roster composition and salary allocation research.

Cordell graduated from Notre Dame with a bachelor's in mathematics and a master's in business administration.

CORDELL'S COACHING BACKGROUND

YEAR	TEAM	TITLE
2015	San Francisco 49ers	Offensive Assistant
2016	San Francisco 49ers	Football Operations Coordinator
2017-18	San Francisco 49ers	Special Asst. to the GM
2019	Cleveland Browns	Football Research Analyst
2020-21	Cleveland Browns	Coaching Assistant
2022-	Minnesota Vikings	Pass Game Specialist/Game Mgmt. Coord.



DALMIN GIBSON

ASSISTANT SPECIAL TEAMS

NFL EXPERIENCE: 1ST SEASON
VIKINGS EXPERIENCE: 1ST SEASON



Dalmin Gibson joins the Vikings as the assistant special teams coach for his first season in the NFL and ninth year coaching in 2023 after spending the 2022 season as special teams coordinator and defensive ends coach for Southern Illinois.

As special teams coordinator and defensive ends coach for SIU in 2022, Gibson was instrumental in helping the special teams unit to five-spot improvement in FCS net punting rankings. He also helped SIU's defense finish sixth in the nation in rushing defense and seventh in sacks. Defensive end Richie Hagarty also earned First-Team All-Conference that season.

Prior to his role at SIU, Gibson spent two seasons (2020-21) on the Michigan State staff as a special teams analyst. Michigan State's improvement on special teams in 2021 was one of the reasons behind a school-record turnaround, as the Spartans went 11-2 and won the Chick-fil-A Peach Bowl over No. 12 Pittsburgh.

Jayden Reed earned first-team All-America honors from the American Football Coaches Association (AFCA) as an all-purpose player thanks to a dynamic return game, as Reed led the Big Ten in punt returns (19.8 avg.; 12 returns for 238 yards) and tied for the FBS lead with two punt returns for touchdowns (62 yards vs. Nebraska, 88 yards vs. Western Kentucky). Reed also ranked fourth in the Big Ten in kick returns (23.5 avg.) and second in the Big Ten and 23rd in the FBS in combined returns (614 yards). He was selected the Big Ten Special Teams Player of the Week vs. Nebraska after his 62-yard punt return late in the fourth quarter tied the game in MSU's eventual overtime victory against the Huskers. Reed was named one of five finalists for the Paul Hornung Award, which is given annually to the nation's most versatile player. As a team, Michigan State led the Big Ten and ranked third in the FBS in punt returns (18.2 avg.).

Punter Bryce Baringer set a school record with his 48.4-yard average, which led the Big Ten and ranked fifth overall in the FBS. Baringer, a second-team all-conference honoree who was named to the Ray Guy Award Watch List, ranked second in the Big Ten with 26 punts of 50-plus yards. Overall, MSU ranked second in the league and 13th in the FBS in net punting (42.9 avg.).

The Spartans also ranked 19th in the FBS in kick return defense (17.7 avg.).

Place-kicker Matt Coghlin became the school's all-time leader in field goals (76) and points (382) as he closed out his illustrious Spartan career in 2021. Coghlin earned Big Ten Special Teams Player of the Week honors for going two-for-two on field goals in the win at Indiana Oct. 16, 2021, including a 51-yarder.

Gibson spent three seasons at Colorado (2017-19), having joined the program in June 2017 as an intern before working his way up to a graduate assistant working with the defense. During his time at Colorado, Gibson worked with a legendary Pete Jenkins disciple, Jimmy Brumbaugh, who was the defensive line coach at the time, and they helped produced All-Pac 12 selections Mustafa Johnson and Terrance Lang. Prior to moving to the defensive line, Gibson assisted with the inside linebackers where Rick Gamboa was an All-Pac 12 selection in those years.

Before Colorado, Gibson spent the 2015-2016 season at his alma mater Dickinson State University (N.D.) as the special teams coordinator and linebackers coach. While at Dickinson, he helped bring the program back to national prominence as the Blue Hawks won the conference in consecutive years as well as national playoff appearances. During that time Dickinson State led the country in interceptions, ranked in the top 20 in scoring defense, and ranked in the top five in sacks and TFLs. Linebacker Tommy Sease was also a two-time NAIA All-American under Gibson and went on to break the school record in tackles.

Before going back to Dickinson State full time, Gibson was at Wayne State College as a graduate assistant, where he was the cornerbacks coach and assistant recruiting coordinator.

Gibson began his coaching career at Dickinson State, as a student coach while he completed his degree, after his stint as a four-year letterman at DSU at outside linebacker.

He graduated from Dickinson State in 2014 with a bachelor's degree in kinesiology and exercise science and received his master's degree in sports management from Chadron State College in 2016.

The Rapid City, S.D., native graduated from Harding County High School in Buffalo, S.D., where he lettered in football and basketball. Gibson and his wife, Sammy, have one daughter, Rua.

GIBSON'S FOOTBALL CAREER

YEAR	TEAM	TITLE
2013	Dickinson State	Outside Linebackers
2014	Wayne State	Cornerbacks/Assistant Recruiting
2015-16	Dickinson State	Special Teams Coordinator/Linebackers
2017-19	Colorado	Graduate Assistant - Defense
2020-21	Michigan State	Defense/Special Teams Analyst
2022	SIU	Special Teams Coordinator/Defensive Ends
2023 -	Minnesota Vikings	Assistant Special Teams



PAT HILL

ASSISTANT DEFENSIVE LINE

NFL EXPERIENCE: 1ST SEASON
VIKINGS EXPERIENCE: 1ST SEASON



Patrick Hill joined the Vikings as the assistant defensive line coach for his first season in the NFL, after spending the 2022 season as a defensive analyst at LSU. Hill brings over a decade of coaching experience to head coach Kevin O'Connell's staff.

In 2022, Hill helped coach an LSU defense that ranked among the best in the SEC. Under Hill, the Tigers had three defenders land spots on the AP All-SEC Team, including defensive end BJ Ojulari who earned first team All-SEC honors. Defensive tackle Mekhi Wingo was also named Third Team AP All-America. Hill and the Tigers won the 2022 Citrus Bowl.

Prior to his time at LSU, Hill served as the assistant defensive line coach at Birmingham-Southern (2021). He came to Birmingham following stints as defensive line coach with Upper Iowa (2020) and Central Oklahoma (2019). At Central Oklahoma, Hill was instrumental in helping DEs Mike Rios and Drequan Brown both earn third-team all-conference accolades.

In 2018, he spent a season at Angelo State University where he coached the national defensive player of the year, Harlon Hill finalist, consensus All-American linebacker Markus Jones, who spent time with the Green Bay Packers and Baltimore Ravens.

Hill has also spent time at Morehead State, Ferrum College, James Madison, West Virginia State and Concordia-Ann Arbor in his career.

Hill got his coaching start at Concordia-Chicago in 2008, where he coached until 2012, helping them win the NATHC Championship in 2011. He also helped Adrian College to the 2012 MIAAC Championship.

The Shreveport, La., native earned an undergraduate degree in sports management and sociology (2010) and a graduate (2011) degree in sports leadership from Concordia-Chicago.

HILL'S FOOTBALL CAREER

YEAR	TEAM	TITLE
2008-11	Concordia University-Chicago River Forest	Defensive Line
2012-13	Adrian College	Defensive Line/J.V. Head Coach
2013-14	Concordia-Ann Arbor	Defensive Line/Asst. Special Teams Coord.
2014-15	West Virginia State	Asst. Defensive Line
2015	James Madison	Assistant Defensive Line
2015-16	Ferrum College	Defensive Line/Asst. Strength & Conditioning
2016-17	Morehead State	Defensive Line/Video Coordinator
2018	Eastern Michigan	Defensive Quality Control/Linebackers
2018	Angelo State	Defensive Line/Asst. Special Teams Coord./Video Coord.
2019	Central Oklahoma	Assistant Coach/Defensive Line
2020	Upper Iowa	Defensive Line
2021-22	Birmingham Southern	Defensive Line
2022	Nicholls State	Defensive Line
2022	LSU	Defensive Analyst
2023 -	Minnesota Vikings	Assistant Defensive Line



MICHAEL HUTCHINGS



ASSISTANT DEFENSIVE BACKS

NFL EXPERIENCE: 1ST SEASON
VIKINGS EXPERIENCE: 1ST SEASON



Michael Hutchings joined the Vikings as the assistant defensive backs coach for his first season in the NFL, after serving as the outside linebackers coach at Western Kentucky. Hill brings five years of coaching experience to head coach Kevin O'Connell's staff.

Hutchings joins the Vikings after previous stints at Western Kentucky (2022), Oregon (2021) and USC (2018-20). During his time at USC, Hutchings helped lead a dramatic improvement in the Trojans' defense from 2019 to 2020, with total yards allowed per game dropping from 408.7 to 369.7 and passing yards allowed per game falling from 246.2 to 216.3. The Trojans had 16 forced turnovers in the shortened six-game 2020 season after getting 16 in 13 games in 2019.

Additionally, Hutchings coached safety Talanoa Hufanga, who was named a consensus All-American and the Pac-12 Defensive Player of the Year, and defensive lineman Marlon Tuipulotu, who made All-Pac-12 first team in 2020.

The Concord, Calif., native played four seasons (2013-16) at inside linebacker for USC, making 15 starts and recorded 118 tackles, including eight tackles for loss, 3.0 sacks, two passes defended and one interception.

Hutchings received his bachelor's degree in communications from USC in 2017 and a master's degree in communication management.

HUTCHINGS' COACHING BACKGROUND

YEAR	TEAM	TITLE
2018-21	USC	Defensive Assistant/Linebackers
2022	Western Kentucky	Outside Linebackers
2023 -	Minnesota Vikings	Assistant Defensive Backs



DARONTE JONES

DEFENSIVE BACKS

NFL EXPERIENCE: 7TH SEASON
VIKINGS EXPERIENCE: 3RD SEASON



Daronte Jones (duh-RAHN-tay), enters his third season with the Vikings as defensive backs coach and his seventh season overall in the NFL. Prior to joining the Vikings, Jones spent one season with LSU, two years with the Cincinnati Bengals as the secondary/cornerbacks coach from 2018-19 and two years with the Miami Dolphins as the assistant defensive backs coach from 2016-17.

In 2022, Jones coached a secondary that finished third in the NFL in passes defended (87) and tied for 10th in the league for interceptions (15). Jones coached cornerback Patrick Peterson, who recorded the sixth-most passes defended (15) and the eighth-most interceptions (five) during that season. He also coached safety Harrison Smith to five interceptions, tying his single-season career-high.

Jones became the defensive coordinator/defensive backs coach at LSU for the 2021 season, helping linebacker Damone Clark earn second-team All-America honors, be selected as a finalist for the Butkus Award and win SEC Defensive Player of the Week twice on the season. During his time at LSU, Jones coached Derrick Stingley Jr., who was selected third overall in the 2022 NFL Draft.

While leading the Vikings defensive backs in 2020, the team ranked top 10 in the NFL in interception, and Jones helped Smith tie his career high with five interceptions.

With the Bengals, Jones aided in the development of young players, including CB Darius Phillips, a late-round draft pick who led Cincinnati with four interceptions in 2019 despite only playing in eight contests.

Jones previously worked two seasons with the Miami Dolphins as

an assistant defensive backs coach. In 2017, Jones helped S Reshad Jones to a team-high 122 tackles and a berth in the Pro Bowl. In his first season as a professional coach in 2016, Jones helped coach a Dolphins defense that recorded 16 interceptions, third-most in the NFL. Miami also ranked fourth in the league in third-down defense, allowing opponents to convert on only 36.15 percent of attempts.

Prior to the NFL, Jones served as defensive backs coach at Wisconsin in 2015, as the Badgers led the nation with just seven passing touchdowns allowed. Wisconsin's passing defense ranked second in the Big Ten and seventh nationally, allowing 173.2 pass yards per game. From 2012-14, Jones served as the secondary coach at Hawaii, adding the title of assistant head coach in 2014. Jones helped improve Hawaii's passing defense by 62.1 yards per game, as the Rainbow Warriors went from 85th nationally in 2011 to the 11th-best passing defense in 2012.

The Capital Heights, Md., native also had earlier coaching stops with the Montreal Alouettes of the Canadian Football League in 2011 as the defensive backs coach and with UCLA in 2010 as the cornerbacks coach. Jones was named assistant head coach/defensive coordinator at Bowie State from 2005-09. His defense finished in the top three nationally in three of his five seasons.

Prior to his time at Bowie State, Jones served as defensive coordinator at two Louisiana high schools – Jeanerette (2004) and Franklin (2003). He also spent the 2002 season coaching safeties at Nicholls State after beginning his coaching career in 2001 as a graduate assistant at Lenoir-Rhyne in North Carolina. Jones played four seasons as a defensive back at Morgan State before earning his bachelor's degree in 2001.

JONES' COACHING BACKGROUND

YEAR	TEAM	TITLE
2001	Lenoir-Rhyne	Graduate Assistant
2002	Nicholls State	Assistant Coach
2003	Franklin High	Defensive Coordinator
2004	Jeanerette High	Defensive Coordinator
2005-09	Bowie State	Assistant Head Coach/Defensive Coordinator
2010	UCLA	Cornerbacks
2011	Montreal Alouettes	Defensive Backs
2012-13	Hawai'i	Secondary
2014	Hawai'i	Assistant Head Coach/Secondary
2015	Wisconsin	Defensive Backs
2016-17	Miami Dolphins	Assistant Defensive Backs
2018-19	Cincinnati Bengals	Secondary/Cornerbacks
2020	Minnesota Vikings	Defensive Backs
2021	LSU	Defensive Coordinator/Defensive Backs
2022 -	Minnesota Vikings	Defensive Backs



CHRIS KUPER

OFFENSIVE LINE

NFL EXPERIENCE: 16TH SEASON
VIKINGS EXPERIENCE: 2ND SEASON



Chris Kuper (pronounced coo-pur) enters his second season with the Minnesota Vikings as offensive line coach in 2023. Kuper, who played eight years in the NFL, joined the Vikings staff after spending three seasons as the assistant offensive line coach with the Denver Broncos.

In 2022, Kuper coached an offensive line that helped the Vikings offense rank eighth in the NFL in scoring (24.9 ppg) and led running back Dalvin Cook to another 1,000-plus yard rushing season. Kuper guided center Garrett Bradbury to a career-high 68.1 pass block grade, according to Pro Football Focus.

Kuper worked under long-time offensive line coach Mike Munchak while in Denver, helping the Broncos offensive line give their quarterbacks the fourth-most time to throw (2.91 seconds) in the NFL, despite being blitzed on 26.9% of their dropbacks, the 13th-most in the NFL in 2021. The Broncos offensive line also blocked for two 900-plus yard rushers, RBs Melvin Gordon III (918) and Javonte Williams (903), the first running back duo since Houston Texans RBs Arian Foster (1,224) and Ben Tate (942) in 2011 to accomplish this feat.

In 2020, Kuper coached Associated Press Second-Team All-Pro tackle Garrett Bolles and assisted the Broncos offensive line in being ranked 13th in the NFL in sacks allowed (32). Kuper coached rookie third-round (83rd overall) center Lloyd Cushenberry III in 2020, one of two rookies (T Tristian Wirfs, Tampa Bay) in the NFL to play 100% of their team's offensive snaps.

Kuper oversaw guard Dalton Risner's rookie season, helping him earn Pro Football Writers of America All-Rookie Team honors after playing the eighth-most snaps among first-year players in

2019. Risner, Bolles and C Connor McGovern all were 16-game starters for Denver in 2019.

Prior to his time in Denver, Kuper worked with the Miami Dolphins as the assistant offensive line coach (2017-18) under Chris Foerster (2017) and Jeremiah Washburn (2018) and as an offensive quality control assistant (2016). Kuper helped aid in the development of T Laremy Tunsil, who allowed just one sack in 2018.

The 2017 offensive line allowed 33 sacks, which was the 11th-fewest in the NFL despite using nine different offensive line combinations. Kuper took over the offensive line coaching duties in Week 7 during the 2017 season, helping the offensive line protect for the sixth-best passing offense during that span.

Kuper played eight seasons in the NFL with the Broncos, starting in 79 of his 90 games, playing both right and left guard. He was drafted in the fifth-round (161st overall) of the 2006 NFL Draft out of North Dakota. Kuper and former Vikings TE Jim Kleinsasser (1999) are the two of the last three players to be drafted out of North Dakota.

In his first seven seasons (78 starts) Kuper allowed just 12 sacks, according to STATS. He finished as the NFL's only 16-game starting guard to not allow a sack in 2008 and help the team set a club record for fewest sacks allowed (12). The Broncos also ranked third in the league in yards per rush (4.8), despite placing seven running backs on injured reserve in 2008.

In his eight-year career, Kuper was a three-time captain for the Broncos and was the recipient of the Ed Block Courage Award in 2012. A native of Anchorage, Alaska, he and his wife, Cynthia, have four children: Madeline, James, Anna and Alexandra.

KUPER'S COACHING BACKGROUND

YEAR	TEAM	TITLE
2016	Miami Dolphins	Offensive Quality Control
2017-18	Miami Dolphins	Assistant Offensive Line
2019-21	Denver Broncos	Assistant Offensive Line
2022 -	Minnesota Vikings	Offensive Line



KEENAN MCCARDELL



WIDE RECEIVERS

NFL EXPERIENCE: 25TH SEASON
VIKINGS EXPERIENCE: 3RD SEASON



Keenan McCardell enters his third season with the Minnesota Vikings in 2023 as wide receivers coach, bringing nine years of NFL coaching experience to the club. A two-time Pro Bowler and two-time Super Bowl champion, McCardell played 17 seasons in the NFL as a wide receiver from 1991-2007.

In 2022, McCardell helped WR Justin Jefferson win NFL offensive MVP and become the first player in franchise history to lead the league in both receptions (128) and receiving yards (1,809). Jefferson's 1,809 receiving yards in 2022 was the sixth-most in NFL history and he joined Calvin Johnson, Cooper Kupp, Julio Jones, Jerry Rice and Antonio Brown as the only receivers to reach 1,800 receiving yards in a season. Under McCardell, Jefferson was selected to his third Pro Bowl (2020-22) and he was named NFC Offensive Player of the Week (Week 10) and NFC Offensive Player of the Month (November). McCardell also coached WR K.J. Osborn to two 100-plus yard receiving games, including his five receptions for 117 yards performance where he hauled in a 66-yard reception, marking the longest completion by the Vikings during that season.

Under the direction of McCardell, the wide receivers group turned in another impressive season, with new career highs. Jefferson posted another record-setting season, finishing with the second-most receiving yards in the NFL (1,616), trailing only Rams WR Cooper Kupp who had 1,947. In Week 9 at Baltimore, Jefferson became the second-fastest wide receiver in NFL history to 2,000 career receiving yards, doing so in only 24 games. Jefferson passed Hall of Fame WRs Jerry Rice, Randy Moss and Rams WR Odell Beckham, Jr., to set the NFL record for most receiving yards in a player's first two seasons in the league with 3,016. In addition to being named to his second consecutive Pro Bowl, Jefferson was also named NFC Offensive Player of the Month for the month of November when he caught 24 passes for 464 yards and three touchdowns. Jefferson's 464 yards are the third most in November in franchise history, trailing Moss' 473 receiving yards in 1998 and 510 in 2000.

In 2020, McCardell coached a Jacksonville receiving corps that saw WR DJ Chark become the first Jaguars player since WR Allen Robinson (2015-16) to have consecutive seasons with five-plus receiving touchdowns. WR Laviska Shenault, Jr., had the second-most catches by a Jaguars rookie (58), and he was the third rookie in team history with 600-plus yards and five-plus touchdowns.

In 2019, the Jaguars were one of three teams in the NFL to have three wide receivers with at least 650 receiving yards. WRs Chark (1,008), Chris Conley (775) and Dede Westbrook (660) became the first trio of wide receivers in franchise history to record at least 600 receiving yards apiece. A 2019 Pro Bowler, Chark had 10 catches of 30+ yards, tied for fourth in the NFL. Chark joined former WRs Robinson (13 in 2015) and Jimmy Smith (12 in 1998) as the only Jaguars players with 10 or more such catches in a

season.

In 2018, McCardell called upon his youngest Jags receivers to fill the void. Westbrook set career highs and led the team with 66 receptions, 717 receiving yards and 5 TDs. Westbrook joined Chiefs WR Tyreek Hill as the only players in the NFL with 500+ receiving yards and a punt return TD in 2018.

Despite having five wide receivers on Injured Reserve during the 2017 season, including Pro Bowl WR Robinson, McCardell's unit helped quarterback Blake Bortles achieve a career-high completion percentage. WR Keelan Cole set the team record for receiving yards by an undrafted rookie receiver (748) and ranked eighth in NFL history in the category.

Prior to Jacksonville, McCardell coached the wide receivers at Maryland from 2014-15. He oversaw the development of WR Stefon Diggs, whose 62 catches led the team and he ranked fourth in the Big Ten with 79.2 yards per game. Diggs had four games with 100+ yards and earned second-team All-Big Ten from the league coaches.

McCardell spent two seasons (2010-11) with Washington coaching wide receivers. In 2011, the overall unit had 346 receptions, the second-highest total in team history at the time and eclipsed the 4,000-yard mark. In 2010, his receivers set a then-franchise record for receptions in a season (349). McCardell's unit led the NFL with nine catches of 50-plus yards.

McCardell played in 209 career NFL games with 168 starts, amassed 883 receptions for 11,373 yards and 63 touchdowns. McCardell played for five franchises in his 17 seasons.

He played in Jacksonville from 1996-2001 and ranks second all-time in receptions (499) and yards (6,393) in Jaguars history including a career-best 94 receptions for 1,207 yards in 2000. McCardell earned his first Pro Bowl selection in 1996 after totaling a team-best 85 receptions for 1,129 yards. He had consecutive 90-plus catch seasons in 2000 and 2001 and was voted No. 7 on the Jaguars' All-25, by members of the local media.

McCardell joined Tampa Bay from 2002-03, played in San Diego from 2004-06 and finished in 2007 with Washington. While in San Diego, McCardell was teammates with Vikings Radio Network analyst Ben Leber.

In his debut season in Tampa in 2002, the Bucs went 12-4 in the regular season en route to a winning Super Bowl XXXVII over Oakland, catching both of Tampa Bay's scoring passes in the game. In 2003, he went to his second Pro Bowl following an 1,174-yard, eight touchdown season on 84 catches. McCardell caught a career-best nine touchdowns in San Diego during the 2005 season.

McCardell entered the league in 1991 after being drafted by

Washington in the 12th round of the NFL Draft out of UNLV. He spent his rookie season on injured reserve for the club that won Super Bowl XXVI over Buffalo at the Metrodome in Minneapolis.

Upon finishing his playing career, McCardell began coaching by completing a Bill Walsh Minority Fellowship with the New York Giants during the team's 2009 training camp. He also coached the West wide receivers in the 2010 East-West Shrine Game.

McCardell worked in broadcasting as a studio analyst for Comcast SportsNet for Washington's kickoff show in 2008 and served as a college football analyst for the Mountain West Network in 2009.

McCardell has five children Keandra, Nia and Nakeeya', and sons Keenan II and Kylan.

MCCARDELL'S FOOTBALL CAREER

YEAR	TEAM	TITLE
2010-11	Washington Commanders	Wide Receivers
2014-16	Maryland	Wide Receivers
2017-20	Jacksonville Jaguars	Wide Receivers
2021 -	Minnesota Vikings	Wide Receivers



CURTIS MODKINS

**Running Backs/
Run Game Coordinator**

NFL EXPERIENCE: 16TH SEASON
VIKINGS EXPERIENCE: 2ND SEASON



Modkins is in his second season with the Vikings and 28th year coaching in 2023. Before joining the Vikings in 2022, he served as the running backs coach for the Denver Broncos for four seasons (2018-21).

Under Modkins' direction in 2022, the running back unit recorded 18 rushing touchdowns, tied for the seventh-most that season. Running back Dalvin Cook tallied his fourth season with at least 1,000 yards rushing, which ties Robert Smith for the second-most in Vikings history and trails only Adrian Peterson (seven) for the most. Cook finished the 2022 season with the fourth-most rushing yards (1,173) in the NFL and sixth-most carries (264). His career-long 81-yard touchdown run was the second-longest in 2022. Cook tallied the third-most rushing yards (5,993) in franchise history. He was also named to his fourth-consecutive Pro Bowl. RB Alexander Mattison tallied a career-high five rushing touchdowns in 2022.

Modkins has been with seven previous teams since his start in the NFL in 2008, primarily serving as a running backs coach, but has offensive coordinator experience with the Buffalo Bills (2010-12) and San Francisco 49ers (2016), the same 49ers staff that Minnesota Vikings General Manager Kwesi Adofo-Mensah and Head Coach Kevin O'Connell worked on 2016. Modkins has worked with two NFL Pro Bowlers, RB Phillip Lindsay (2018) and RB C.J. Spiller (2012), and four 1,000-yard rushers, Lindsay (Denver, 2018-19), RB Jordan Howard (Chicago, 2017), Reggie Bush (Lions, 2013) and Spiller (Bills, 2012).

During the 2021 season, Modkins helped guide RB Melvin Gordon III (918) and rookie RB Javonte Williams (903) to 900-plus-yard seasons, becoming the first running back duo since Houston Texans RBs Arian Foster (1,224) and Ben Tate (942) in 2011 to accomplish this feat. Additionally, Gordon III and Williams both scored two touchdowns against Detroit in Week 14, becoming just the third running back duo in Broncos history to post two touchdowns in the same game, the first since RBs Gene Mingo and Al Frazier against the Oakland Raiders in 1962. Williams, a 2021 PFWA All-Rookie Team member, posted 1,129 scrimmage yards in 2021, becoming just the seventh rookie in team history to finish the season with at least 1,000 scrimmage yards.

Led by Gordon III and Lindsay, the Broncos nearly rushed for 2,000 yards in 2020, while Gordon's 4.59 rushing average ranked

fourth in the AFC. Under Modkins, Lindsay rushed for 1,011 yards in 2019 and 1,037 in 2018, making him the first undrafted player in NFL history to top the 1,000-yard mark in consecutive seasons to start their career. In 2019, Lindsay became the first undrafted offensive player to record consecutive 1,000-yard rushing seasons. In 2018, he also became the first undrafted offensive player to reach the pro bowl.

Before helping Howard to 1,122 rushing season with the Bears in 2017, Modkins was an offensive coordinator for the 49ers (2016), helping RB Carlos Hyde to 988 rushing yards on the year. Hyde also finished averaging 76.0 rushing yards per game, which is a career high. Modkins helped quarterback Colin Kaepernick to a 90.7 passer rating in his 11 starts, highlighted by throwing 16 touchdowns to only four interceptions in 2016.

As the run game coordinator/running backs coach for the Lions in 2013-15, Modkins oversaw the production of Bush and RB Jaque Bell, helping the two to become the first backfield in NFL history to each register 500 rushing yards and 500 receiving yards in the same season in 2013. In his final season in Detroit, Modkins guided rookie RB Ameer Abdullah to a career-best 597 rushing yards.

While working as the Bills offensive coordinator (2010-12), Modkins directed a unit in which QB Ryan Fitzpatrick topped 3,000 passing yards each season and WR Steve Johnson reached the 1,000-yard mark in each campaign. With Spiller earning his first Pro Bowl selection in 2012 after running for 1,244 yards, the Bills featured a 3,000-yard passer, a 1,000-yard rusher and a 1,000-yard receiver for the first time in 10 seasons.

Modkins began his NFL coaching career with the Kansas City Chiefs in 2008 and then moved to the Arizona Cardinals in 2009 before becoming the Bills offensive coordinator.

Modkins spent 13 years working at the collegiate level before making his way to the NFL, spending time as the running backs coach (2003-07) and defensive backs coach (2002) with Georgia Tech, cornerbacks coach with New Mexico (1998-2001) and tight ends coach (1997) and secondary coach with TCU.

A native of Marlin, Texas, Modkins played football at TCU (1989-92) and finished his career with the third-most rushing yards in school history (2,763).

MODKINS' FOOTBALL CAREER

YEAR	TEAM	TITLE
1996	TCU	Secondary
1997	TCU	Tight Ends
1998-2001	New Mexico	Cornerbacks
2002	Georgia Tech	Defensive Backs
2003-07	Georgia Tech	Running Backs
2008	Kansas City Chiefs	Running Backs
2009	Arizona Cardinals	Running Backs
2010-12	Buffalo Bills	Offensive Coordinator/Running Backs
2013-15	Detroit Lions	Run Game Coordinator/Running Backs
2016	San Francisco 49ers	Offensive Coordinator
2017	Chicago Bears	Running Backs
2018-21	Denver Broncos	Running Backs
2022 -	Minnesota Vikings	Running Backs/Run Game Coordinator



DERRON MONTGOMERY

QUALITY CONTROL - OFFENSE

NFL EXPERIENCE: 2ND SEASON
VIKINGS EXPERIENCE: 2ND SEASON



Derron Montgomery enters his second season in the NFL as an offensive quality control assistant with the Vikings in 2023. He previously served as a senior offensive analyst for the University of Arizona in 2021.

In 2022, Montgomery helped the Vikings offense finish seventh in the league in total offense (361.5) and sixth in passing yards per game (263.8). The unit averaged 22.5 first downs per game, the fourth-most in the NFL. Minnesota scored 58 points on their opening drives, the second-most in the NFL in 2022. Four offensive players were also named to the Pro Bowl – running back Dalvin Cook, quarterback Kirk Cousins, tight end T.J. Hockenson and wide receiver Justin Jefferson.

While with Arizona in 2021, Montgomery helped WR Stanley Berryhill III finish second in the Pac-12 in receptions (83) and fourth in receiving yards (744), ultimately earning him first-team All-Pac-12 (all-purpose) honors and an honorable mention as a wide receiver.

Prior to his time with the Wildcats, Montgomery spent time at Georgia as the offensive quality control coach from 2018-20.

Montgomery served as an assistant head coach with Abilene Christian, working with the fullbacks and tight ends from 2016-17 after his time as the offensive coordinator for New Mexico Highlands in 2016.

In his time with Michigan as the wide receivers coach in 2015, he helped Michigan to a 10-3 overall record and a postseason Citrus Bowl victory over Florida. Montgomery assisted passing game coordinator Jedd Fisch in running position meetings, rotations and subs in game, and he recruited the Texas and South Florida areas. He also helped WRs Jehu Chesson and Amara Darboh both top 50 catches for more than 700 yards. Chesson was named to

the All-Big Ten First Team by the coaches, and won the Bo Schembechler MVP award.

Montgomery began his coaching career as a student assistant coach at Abilene Christian from 2009-11 and then served as an intern coaching assistant for Miami (2012) before serving as the assistant wide receivers coach for Miami from 2013-14. While with Miami, he helped WR Phillip Dorsett lead the ACC in receiving touchdowns (10) and receiving yards per reception (24.2) in 2014. WR Allen Burns had a career-high 62 reception for 1,162 receiving yards and six touchdowns in 2013. His 1,162 receiving yards were fourth-best in the ACC. Montgomery helped Miami to consecutive postseason bowl appearances in 2013 (Athletic Bowl) and 2014 (Independence Bowl).

Montgomery has worked briefly with the Cleveland Browns and Baltimore Ravens in his career. In July 2014 and 2015, he was a training camp volunteer with the Browns, where he crossed paths with then-head coach Mike Pettine and then-quarterbacks coach Kevin O’Connell. From January to February 2012, he worked with the Baltimore Ravens as a postseason volunteer, where he assisted Wilbert Montgomery, his father and Ravens running backs coach, with postseason evaluation and scouting reports of NFL prospects. Wilbert Montgomery played nine seasons in the NFL, eight with the Eagles and one with the Detroit Lions, and is second all-time in Eagles rushing yards (6,538) and touchdowns (45).

The Garland, Texas, native played wide receiver at Iowa State from 2006-09 before his playing career ended due to an injury in 2009. He then transferred to Abilene Christian where he obtained his bachelor’s degree in criminal justice in 2011. Montgomery also has his master’s degree in arts and liberal studies from the University of Miami.

MONTGOMERY'S COACHING BACKGROUND

YEAR	TEAM	TITLE
2009-11	Abilene Christian	Student Assistant Coach
2012-13	Miami	Intern Coaching Assistant
2013-14	Miami	Assistant Wide Receivers
2015	Michigan	Wide Receivers
2016	New Mexico Highlands	Offensive Coordinator
2016-17	Abilene Christian	Assistant Coach - Fullbacks/Tight Ends
2018-20	Georgia	Offensive QC/WRs
2021	Arizona	Senior Offensive Analyst
2022 -	Minnesota Vikings	Quality Control - Offense



CHRIS O'HARA

QUARTERBACKS

NFL EXPERIENCE: 10TH SEASON
VIKINGS EXPERIENCE: 2ND SEASON



Chris O'Hara is in his second season in Minnesota and 14th overall in the NFL as the club's quarterbacks coach in 2023. He most recently served as the offensive assistant during the 2021 season for the Los Angeles Rams, who won Super Bowl LVI.

In his first season as a position coach in 2022, O'Hara helped quarterback Kirk Cousins finish the regular season with the fourth-most passing yards (4,457), the fourth-most completions (424) and tied for the fifth-most passing touchdowns (29). Cousins has eight consecutive seasons with at least 25 touchdown passes thrown, becoming the fifth player in NFL history to accomplish this feat in eight-straight seasons. O'Hara also had a hand in helping Cousins orchestrate a league-leading eight fourth-quarter comebacks, which tied Matthew Stafford (2016) for the NFL record. Cousins was also named to his second-consecutive Pro Bowl and fourth overall in 2022.

O'Hara assisted in QB Matthew Stafford's first season with the team, helping him throw for the third-most passing yards (4,886) and second-most touchdowns (41) in the NFL, all while achieving his career-best 102.9 passer rating (in seasons with more than eight starts). In his first year as offensive assistant, O'Hara had a hand in helping wide receiver Cooper Kupp have one of the best receiving seasons in NFL history, leading the NFL in

receptions (145), receiving yards (1,947) and receiving touchdowns (16), earning AP First-Team All-Pro and Pro Bowl honors.

O'Hara spent the 2020 season with the Jacksonville Jaguars after spending the previous three seasons working with Jay Gruden in Washington (2017-19) as an offensive quality control coach. Prior to his stint in Washington, O'Hara worked as an offensive coaching associate with the Jaguars from 2014-16. In 2015, the Jaguars' offense accounted for 35 touchdown passes, shattering the previous team record of 28 set in 2007.

Before entering the NFL ranks, O'Hara spent three seasons coaching on the defensive side of the ball at the University of Miami from 2011-13, including one season as a graduate assistant and two as a student assistant. In his final season with the Hurricanes, O'Hara helped Miami finish third in the ACC with 27 takeaways.

Prior to working at Miami, O'Hara spent two seasons at Temple, serving as a student assistant with the school's football team.

A native of Swoyersville, Pa., O'Hara graduated from Miami in December 2012 with a degree in sports administration. He and his wife Cynthia married in 2019 and have a son, Lincoln.

O'HARA'S COACHING BACKGROUND

YEAR	TEAM	TITLE
2009-10	Temple	Student Assistant
2011-12	Miami	Student Assistant
2013	Miami	Graduate Assistant
2014-16	Jacksonville Jaguars	Offensive Coaching Assistant
2017-19	Washington Commanders	Offensive Quality Control
2020	Jacksonville Jaguars	Offensive Assistant
2021	Los Angeles Rams	Offensive Assistant
2022 -	Minnesota Vikings	Quarterbacks



JUSTIN RASCATI

ASSISTANT OFFENSIVE LINE

NFL EXPERIENCE: 5TH SEASON
VIKINGS EXPERIENCE: 2ND SEASON



Justin Rascati began his second season as the assistant offensive line coach in 2023. He spent three seasons (2019-21) with the Denver Broncos as an offensive quality control assistant.

In 2022, Rascati helped coach an offensive line that allowed quarterback Kirk Cousins to set a team record for passing attempts (698) and total the second-most completions (424) and passing yards (4,547) in club history. He also helped coach an offensive line that paved the way for running back Dalvin Cook to secure his fourth 1,000-yard rushing season, tying him for the second-most in team history with Robert Smith, trailing only Adrian Peterson (seven).

After spending his first two seasons in Denver assisting offensive line coach Mike Munchak and newly hired Vikings offensive line coach Chris Kuper, Rascati worked more with the team's quarterbacks in 2021. In his role working with the quarterbacks, Rascati aided in QB Teddy Bridgewater recording 3,052 passing yards, 18 touchdowns and a 94.9 passer rating.

While with Denver in 2020, the offensive line used five different combinations and featured steady improvement throughout the year. The unit, which included second-team All-Pro tackle Garrett Bolles, tied for fourth in the NFL in sacks allowed (19) and sacks allowed per game (1.5) through the final 14 weeks of the season.

With the Broncos in 2019, Rascati assisted an offensive line that included three players who started all 16 games (Bolles, center

Connor McGovern & guard Dalton Risner). He was part of an offensive staff that helped RB Phillip Lindsay rush for more than 1,000 yards. Prior to his jump to the NFL, Rascati was the offensive coordinator/quarterbacks coach for the University of Tennessee-Chattanooga, helping the team to a three-win improvement from 2017 (3-8) to 2018 (6-5).

Rascati coordinated the offense for Tennessee Tech in 2016 following two seasons as wide receivers coach and passing game coordinator for Tennessee-Martin. He began his collegiate coaching career as quarterbacks coach for Weber State from 2012-13 following two seasons (2010-11) as offensive coordinator for Kentucky Country Day School in Louisville, Ky.

A former quarterback, Rascati played collegiately at Louisville in 2003 before transferring to James Madison. He passed for 5,912 yards with 51 touchdowns and only 16 interceptions in three seasons (2004-06) at JMU, leading the Dukes to a 13-2 record and the program's first FCS National Championship in 2004.

A graduate of Buchholz High School in Gainesville, Fla., Rascati finished his prep career as the school's all-time leader in career passing yards (5,033) and passing touchdowns (45). In 2019, He was selected to participate in the prestigious American Football Coaches Association 35 Under 35 Coaches Leadership Institute at the AFCA Convention in San Antonio.

Rascati and his wife, Jennifer, have three boys: Rhett, Rhys and Riley. He was born on Feb. 8, 1984.

RASCATI'S COACHING BACKGROUND

YEAR	TEAM	TITLE
2010-11	Kentucky Country Day School	Offensive Coordinator
2012-13	Weber State	Quarterbacks
2014-15	Tennessee-Martin	Wide Receivers/Passing Game Coordinator
2016	Tennessee Tech	Offensive Coordinator
2017-18	Tennessee-Chattanooga	Offensive Coordinator/Quarterbacks
2019-21	Denver Broncos	Offensive Quality Control
2022 -	Minnesota Vikings	Assistant Offensive Line



CHRIS RUMPH

DEFENSIVE LINE

NFL EXPERIENCE: 4TH SEASON
VIKINGS EXPERIENCE: 2ND SEASON



Chris Rumph began his second season with the Minnesota Vikings in 2023 and fourth overall in the NFL as defensive line coach. He previously spent the 2021 season as the defensive line coach for the Chicago Bears.

In 2022, Rumph helped defensive lineman Dalvin Tomlinson force his second-career fumble and fumble recovery, marking the first time Tomlinson has registered both in a single season. He also helped both Tomlinson and DL Harrison Phillips to each notch career highs in solo tackles, with Tomlinson recording eight in Week 14 and Phillips totaling six in Week 11. Phillips also played a career-high 664 defensive snaps, and tallied a career-high 59 total tackles on the season.

During his college coaching career, he worked with 25 NFL draft picks, including three first-round selections (defensive end Gaines Adams, defensive tackles Taven Bryan and Malcom Brown).

In the 2021 season, Rumph's second in the NFL, Chicago registered 49 sacks on the season, fourth-most in the league. Additionally, Chicago's defense limited opponents to a third-down conversion rate of 42.1%, which ranked second in the NFL behind the Buffalo Bills (40.7%).

He entered the professional coaching ranks as outside linebackers coach for the Houston Texans in 2020.

Prior to joining the 2020 Texans staff, Rumph spent two seasons as the co-defensive coordinator and outside linebackers coach at the University of Tennessee. In 2018, his first season with the team, the Vols defense was one of the most improved in the FBS, jumping 74 spots in run defense with opponents rushing for nearly 100 fewer yards per game than in 2017. Under the guidance of Rumph, 2020 NFL Draft pick Darrell Taylor emerged as a standout player in 2018, leading the Vols in both sacks (8.0), tackles for loss (11.0), forced fumbles (three) and fumble recoveries (two) en route to Team MVP honors. Taylor earned Bednarik National Player of the Week, Walter Camp National Defensive Player of the Week and SEC Defensive Player of the Week honors after his four-sack performance in the win over No. 12 Kentucky. Taylor's four-sack effort was only the third in Tennessee history. Additionally, Taylor recorded 3.0 sacks and two forced fumbles to go along with six tackles at Georgia. He was one of two Power-5 players with multiple three-sack games in 2018.

He served as the defensive line coach for Florida in 2015 before being promoted to co-defensive coordinator prior to the 2017 season, and served as full-time defensive coordinator for the final four games of the season after Randy Shannon was promoted to interim head coach. Under Rumph's direction in 2016, Florida ranked fifth in the SEC in rushing defense (114.5 ypg) and finished fourth in the conference in sacks with 31. The

2015 Gators team was one of the nation's best at getting to the quarterback, registering 40 sacks, which ranked fifth nationally and tied for the sixth highest in school history. During his tenure in Gainesville, Rumph produced a host of talent along the defensive line, including five NFL draft picks - Taven Bryan (2018), Caleb Brantley (2017), Joey Ivie (2017), Alex McCalister (2016) and Jonathan Bullard (2016).

Before heading to Florida, Rumph spent one season at Texas as the program's assistant head coach for defense/defensive line. Under Rumph's mentorship, the Longhorns had one of the nation's top defensive lines and ranked 12th in the country with 40 sacks. Texas finished the season ranked 26th in the FBS in total defense (348.5 ypg). The Longhorns 2014 defense was led by DT Malcom Brown, who was a consensus All-American and a finalist for the Nagurski and Outland Trophies. Brown was selected in the first round of the 2015 NFL Draft by the New England Patriots. Fellow DT Hassan Ridgeway also had a big season for the Longhorns, ranking second on the team with 6.0 sacks - which also ranked second among defensive tackles in the Big 12 - and 11 tackles for loss. Ridgeway was a fourth-round pick by the Indianapolis Colts in the 2016 NFL Draft.

Rumph spent three seasons as defensive line coach for Nick Saban at Alabama from 2011-13 and was part of the Crimson Tide's back-to-back BCS national championship teams in 2011 and 2012. During his time in Tuscaloosa, Rumph also coached former Vikings defensive lineman Dalvin Tomlinson in 2013, prior to him being selected in the 2017 NFL Draft. Alabama ranked fifth nationally in total defense (286.5 yards per game) in 2013 and seventh in rush defense (106.2 yards per game). DE Ed Stinson earned All-SEC Second-Team accolades for the Tide.

The Crimson Tide featured the country's top-ranked scoring, total and rushing defense in 2012, allowing just 10.9 points per game, 250.0 yards per game and 76.4 yards rushing per game. Alabama's stifling defense saved its best performance for last as the Tide shut out top-ranked LSU in the national title game by a score of 21-0. Alabama surrendered just five first downs and allowed LSU to cross the 50-yard line just once the entire game. Alabama's 2011 defense was one of the most dominant in the history of college football.

The Crimson Tide allowed just 8.2 points per game and gave up 183.6 total yards per contest, the fewest by an FBS team in records dating to 1996. Alabama also led the country in passing defense (111.5 ypg) and rushing defense (72.2 ypg).

The 2011 team featured five players along the defensive line that would end up being drafted by NFL teams: nose tackle Josh Chapman, DE Quinton Dial, DT Jesse Williams, DE Jeffrey Pagan and DE Ed Stinson. Chapman earned All-SEC Second-Team honors that season. In total, Rumph coached six NFL Draft picks on the defensive line during his three-year stint with the

Crimson Tide.

Rumph was hired as Clemson's defensive line coach in 2006, serving in the role until 2009 when he focused solely on the Tigers' defensive ends. The Tigers ranked among the top-25 nationally in scoring defense and total defense during each of Rumph's five seasons at Clemson. In 2010, Rumph coached unanimous All-American defensive end Da'Quan Bowers, who led the nation in sacks (15.5) and was tied for first in tackles-for-loss (26.0). He won both the Nagurski Trophy as the nation's top defensive player, and the Hendricks Award as the nation's top defensive end, and was a second-round pick in the 2011 NFL Draft by Tampa Bay.

In Rumph's first year with the Tigers, he worked with defensive end Gaines Adams, who was the fourth overall selection in the 2007 draft by Tampa Bay after receiving unanimous All-America honors as a senior. Adams tallied 12.5 sacks to rank fourth in the nation. In his five-year career at Clemson, Rumph coached nine NFL draft picks and four All-ACC selections.

Rumph served as the outside linebackers coach at Memphis from 2003-05, helping lead the Tigers to three-consecutive bowl games, including a pair of bowl victories in 2003 and 2005. Memphis won 24 games during his three seasons on staff.

The Memphis defense ranked 23rd in the nation in turnover margin in 2005 when the Tigers posted a 7-5 record. The defensive unit allowed just 125.6 yards per game on the ground, first in Conference USA and 27th in the nation. Two of Rumph's players, Tim Goodwell and Carlton Baker, were the top-two

tacklers on the defense. Goodwell led the team in tackles with 102 and Baker had 88, including a team best five sacks.

In 2004, Goodwell and fellow linebackers Carlton Baker and Quinton McCrary were three of the top four tacklers on the team, accounting for 284 of the team's total tackles. Rumph's linebackers also logged 10 of the team's 23 sacks in 2004 as Memphis started the year 5-1 and was ranked in the top 25 of The Associated Press poll, the first top-25 ranking in the history of the program.

During Rumph's first year at Memphis in 2003, the Tigers finished the year ranked ninth in the nation in total defense, while linebacker Coot Terry was named to the All-Conference USA team. Rumph served as South Carolina State's defensive backs coach in 2002 after a five-year stint as head coach at Calhoun County High School in his hometown of St. Matthews, S.C., from 1997-2001. Rumph also worked as a graduate assistant coach at South Carolina in the spring of 1997 prior to being named the head coach at Calhoun County High.

Rumph was a four-year letterwinner at South Carolina, where he starred as a linebacker for the Gamecocks under head coaches Sparky Woods and Brad Scott, totaling 141 career tackles. Rumph helped lead USC to its first bowl victory in the 1995 Carquest Bowl. He earned his bachelor's degree from South Carolina in 1994. He and his wife Kila are the proud parents of two sons, Christopher and Elijah. Christopher was drafted in the fourth round (118th overall) of the 2021 NFL Draft by the Los Angeles Chargers and played in all 16 games this past year.

RUMPH'S COACHING BACKGROUND

YEAR	TEAM	TITLE
1997	South Carolina	Graduate Assistant
1997-2001	Calhoun County High	Head Coach
2002	South Carolina State	Defensive Backs
2003-05	Memphis	Outside Linebackers
2006-10	Clemson	Defensive Line/Defensive Ends
2011-13	Alabama	Defensive Line
2014	Texas	Assistant Head Coach for Defense/Defensive Line
2015-16	Florida	Defensive Line
2017	Florida	Co-Defensive Coordinator/Defensive Line
2018-19	Florida	Co-Defensive Coordinator/Outside Linebackers
2020	Houston Texans	Outside Linebackers
2021	Chicago Bears	Defensive Line
2022 -	Minnesota Vikings	Defensive Line



MIKE SIRAVO

INSIDE LINEBACKERS

NFL EXPERIENCE: 4TH SEASON
VIKINGS EXPERIENCE: 1ST SEASON

Mike Siravo is in his fourth season coaching in the NFL and first with the Vikings as inside linebackers coach, after spending two seasons as the senior defensive assistant/linebackers coach and one season as the linebacker coach with the Carolina Panthers. He brings 23 total years of coaching experience, both collegiately and professionally, to head coach Kevin O'Connell's staff.

In 2022, Siravo served as the defensive run game coordinator and coached a run defense that finished 12th in the NFL in rushing average (4.27), fourth in total tackles (1,078) and ninth in tackles for loss (88). Under Siravo, linebacker Frankie Luvu recorded 19 tackles for loss, tied for the second-most in the NFL.

In 2021, Siravo served as the senior defensive assistant/linebackers coach and helped Carolina finish second in the league in total defense, holding their opponents to only 305.9 yards per game. Under Siravo's guidance, LB Shaq Thompson finished the season with 104 tackles, making him the eighth player in franchise history to eclipse 100 tackles in three consecutive seasons. LB Jermaine Carter Jr., also posted a career-high 88 total tackles.

During Siravo's first season with Carolina, Thompson posted his second-consecutive season with over 100 tackles (114), becoming the fifth Panther since 2000 with back-to-back seasons of 100-plus tackles. As a whole, Carolina's linebackers accounted for 344 tackles, ranking 10th in the NFL.

Prior to coaching with Carolina, Siravo spent three years (2017-19) as Baylor's linebackers coach and special teams coordinator. During the 2019 campaign at Baylor, Siravo's linebacking core helped anchor a defense that finished second in turnovers gained (30), third in interceptions (17), eighth in sacks per game (3.31), and fifth in turnover margin (1.08). Under Siravo's teaching, Baylor placed two linebackers on the All-Big 12 Second-Team Defense.

Siravo served his final four seasons at Temple coaching the linebackers. He previously spent one season (2006) at Temple under then-head coach Al Golden as recruiting coordinator and linebackers coach. He coached linebackers for the Owls and served as defensive run coordinator and recruiting coordinator during the AAC-championship season in 2016. Linebackers Avery Williams and Stephoun Marshall both earned 2016 All-AAC honors and Siravo was named the 2016 National Linebackers Coach of the Year by FootballScoop. Siravo coached two-time All-American and 2015 Bednarik Award and Nagurski Trophy winner Tyler Matakevich, who also won AAC Defensive Player of the Year honors.

Prior to returning to Temple, Siravo coached six years (2007-12) at Boston College as defensive backs coach and recruiting coordinator. He coached a secondary that helped three B.C. defenses rank in the top-10 nationally in interceptions: 2007 (second, 25), 2008 (first, 26) and 2010 (eighth, 20). In 2007, Siravo was part of a staff that led Boston College to an 11-3 record and No. 10 final AP ranking. The Eagles ranked second nationally with 25 interceptions. He mentored free safety Jamie Silva, a consensus All-American and Jim Thorpe Award finalist. He also coached linebackers and served as recruiting coordinator at Columbia from 2003-05.

Siravo began his career as a graduate assistant at Boston College from 1998-2000. The former walk-on earned a scholarship and lettered two years at linebacker under head coaches Dan Henning and Tom O'Brien. He earned Academic All-Big East honors as a senior.

The Pawtucket, R.I., native, Siravo earned a bachelor's degree in history from Boston College in 1998. He also earned a master's degree from his alma mater in administrative studies of business in 2000. He and his wife, Alison, are the parents of their three children, William, Evelyn and Henry.

SIRAVO'S COACHING BACKGROUND

YEAR	TEAM	TITLE
1998-2000	Boston College	Graduate Assistant
2003-05	Columbia University	Linebackers
2006	Temple	Recruiting Coordinator
2007-12	Boston College	Defensive Backs
2013-16	Temple	Linebackers
2017-19	Baylor	Linebackers
2020	Carolina Panthers	Linebackers
2021-22	Carolina Panthers	Senior Defensive Assistant/Linebackers
2023	Minnesota Vikings	Inside Linebackers



MIKE SMITH

**Outside Linebackers/
Pass Rush Specialist**

NFL EXPERIENCE: 14TH SEASON
VIKINGS EXPERIENCE: 2ND SEASON



Mike Smith enters his second season with the Vikings as outside linebackers/pass rush specialist in 2023, after spending three seasons (2019-21) with the Green Bay Packers. Smith worked with assistant head coach Mike Pettine, while he was the defensive coordinator in Green Bay (2019-20) and for the New York Jets (2010-12). Minnesota Vikings Head Coach Kevin O'Connell played quarterback for the Jets from 2009-11, overlapping with Smith and Pettine.

In 2022, Smith coached two outside linebackers to earn Pro Bowl honors. Outside linebacker Danielle Hunter, who started in all games this season for the first time since 2019 registered 65 tackles (46 solo), a career-high-tying 22 quarterback hits, a team-leading 10.5 sacks and a career-high three passes defended, ultimately earning him his third Pro Bowl nod. OLB Za'Darius Smith finished the 2022 season fifth in the NFC in sacks (10.0) and tied for fourth in tackles for loss (15). On top of a Pro Bowl honor, he earned NFC Defensive Player of the Week (Week 8) and NFC Defensive Player of the Month (October). Smith and Hunter became the second Vikings edge duo in franchise history to each record double-digit sacks (DE Chris Doleman and DE Al Noga, 1989).

During the 2021 season, Smith coached linebackers Rashan Gary and Preston Smith to nine-plus sack seasons, becoming the second linebacker duo in team history to accomplish this feat. The other duo was Smith and LB Za'Darius Smith in 2019. The Packers were also one of two teams to have two linebackers to record nine-plus sacks in 2021; the other was Arizona Cardinals LBs Chandler Jones (10.5) and Markus Golden (11.0).

Smith's unit again led the Packers' pass rush effort in 2020. Z. Smith was named to the Pro Bowl for the second-straight season after tying for fourth in the NFL with 12.5 sacks. He became the first Packers defender to earn a Pro Bowl selection in consecutive years since LB Clay Matthews in 2014-15. Additionally, Z. Smith earned Associated Press Second-Team All-Pro honors for the first time in his career, becoming the first Packers LB to be named All-Pro since Matthews in 2012.

In his first two years playing under Smith (2019-20), Z. Smith posted 26.0 sacks, the most by a player in his first two seasons with the Packers and tied for third in the NFL over that span. Smith also oversaw the development of second-year LB Gary in 2020. Despite only starting four games, Gary finished second on the team with 5.0 sacks and tied for second on the team with 11 quarterback hits during the regular season.

In his first season with the Packers, Smith oversaw the most productive pass-rushing duo in the NFL. Z. Smith (13.5) and P. Smith (12.0) both posted career-high sack totals as they became the first duo in team history (since 1982) to post 12-plus sacks each in the same season and the first duo in NFL history to both register 12-plus sacks in their first season as teammates.

In 2018, Smith tutored LB Dee Ford, who tied for second among NFL linebackers with a career-high 13 sacks on his way to earning Pro Bowl recognition for the first time in his career. Ford was also tied for the league lead (defensive end J.J. Watt) with a career-best seven forced fumbles, tied for the second most in a season in franchise history behind only LB Derrick Thomas (eight, 1992). Smith also coached veteran LB Justin Houston in 2018, helping him register nine sacks and five forced fumbles in 12 games of action. Ford and Houston became the first Kansas City duo to both register five-plus forced fumbles in the same season since DEs Jared Allen and Tamba Hali accomplished the feat in 2006. Ford and Houston joined Broncos LBs Von Miller and Bradley Chubb as the only teammate duo in the NFL in 2018 to both register nine-plus sacks on the season. The defensive line also helped the Chiefs rank No. 1 in the league in takeaways (33), fifth in red-zone defense (49.1percent) and tied for sixth in touchdowns allowed (34).

Prior to his arrival in Kansas City, Smith coached at his alma mater, Texas Tech, for three seasons (2013-15). He served as the co-defensive coordinator and defensive line coach in 2015 after working as the interim defensive coordinator and outside linebackers coach in 2014. Under his guidance in 2014, junior LB Pete Robertson led the Big 12 and was tied for seventh in the country with 12 sacks on his way to earning AP First-Team All-Big 12 honors. Smith served as the co-defensive coordinator and outside linebackers coach in his first season with the Red Raiders in 2013, helping the defense nearly double its takeaways total from the previous season.

Smith worked the previous three seasons for the New York Jets, coaching the outside linebackers in 2012 and serving as a coaching intern in 2010-11. In 2012, he was part of a staff that helped the Jets rank second in the league in passing yards allowed (189.8 ypg) and opponent completion percentage (53.8) and seventh in opponent passer rating (78.2). Smith helped tutor LB Aaron Maybin in 2011, who led the Jets with 6.0 sacks and four forced fumbles in only 13 games of action. Smith was part of a defensive staff that helped New York rank third in the league in total defense (291.5 ypg), run defense (90.9 ypg) and yards allowed per carry (3.56) in 2010 as the Jets advanced to the AFC Championship Game.

Smith's coaching career began in 2009, when he served as the linebackers coach at the University of Hawaii, where he helped LB Blake Soares post a team-high 107 tackles (58 solo) on his way to earning first-team All-Western Athletic Conference honors.

Smith was a four-year letterwinner as a linebacker at Texas Tech, where he was named team MVP and captain as a senior in 2004. At the time of his graduation, he was one of just five Texas Tech players to have appeared in 50-plus career games. He was tied for the team lead with 83 tackles as a senior, earning All-Big 12

Honorable Mention, as he helped lead the Red Raiders to an 8-4 overall record and an upset win over fourth-ranked California.

Smith was drafted by the Baltimore Ravens in the seventh round (No. 234 overall) of the 2005 NFL Draft and went on to play from

2005-07 for the Ravens before his career was cut short due to injuries in 2008.

Born Sept. 2, 1981, in Lubbock, Texas, Smith earned a degree in communication studies at Texas Tech. He and his wife, Emily, have two daughters, Kennedy and Finley, and a son, Weston.

SMITH'S COACHING BACKGROUND

YEAR	TEAM	TITLE
2009	Hawai'i	Linebackers
2010-11	New York Jets	Coaching Intern
2012	New York Jets	Outside Linebackers
2013	Texas Tech	Co-Defensive Coordinator/Outside Linebackers
2014	Texas Tech	Defensive Coordinator/Outside Linebackers
2015	Texas Tech	Co-Defensive Coordinator/Defensive Line
2016-17	Kansas City Chiefs	Assistant Defensive Line
2018	Kansas City Chiefs	Outside Linebackers
2019-21	Green Bay Packers	Outside Linebackers
2022 -	Minnesota Vikings	Outside Linebackers/Pass Rush Specialist



TONY SORRENTINO

ASSISTANT WIDE RECEIVERS

NFL EXPERIENCE: 6TH SEASON
VIKINGS EXPERIENCE: 2ND SEASON



Sorrentino began his second season on the Vikings staff and sixth in the NFL as the assistant wide receivers coach in 2023. He previously spent three seasons with Northern Illinois, most recently serving as the passing game coordinator/wide receivers coach.

In 2022, Sorrentino was instrumental in helping wide receiver Justin Jefferson win NFL offensive MVP and become the first player in franchise history to lead the league in both receptions (128) and receiving yards (1,809). Jefferson's 1,809 receiving yards in 2022 was the sixth-most in NFL history and he joined Calvin Johnson, Cooper Kupp, Julio Jones, Jerry Rice and Antonio Brown as the only receivers to reach 1,800 receiving yards in a season. He was selected to his third Pro Bowl (2020-22) and was named NFC Offensive Player of the Week (Week 10) and NFC Offensive Player of the Month (November). Sorrentino also helped WR K.J. Osborn record two 100-plus yard receiving games, including his five receptions for 117 yards performance where he hauled in a 66-yard reception, marking the longest completion by the Vikings during that season.

In 2021, Sorrentino helped coach NIU to a 9-5 record, beating Kent State 41-23 in the MAC Championship. Additionally, he coached WR Trayvon Rudolph to a 2021 All-MAC Second-Team honor, aiding him to 49 receptions, 877 yards and seven touchdowns. Rudolph also recorded 309 receiving yards in a single game against Kent State in 2021, shattering the school's previous record of 266 set by WR Sam Hurd in 2005.

Sorrentino, who was NIU's tight ends and fullbacks coach in 2019, moved to wide receivers coach in 2020. He mentored WR Tyrice Richie to a breakout season in 2020. Richie earned All-MAC honors after leading the team with 597 yards receiving on 53 receptions with four touchdowns in just six games.

In 2019, Huskies tight ends accounted for 34% of NIU's receiving yardage. Tight end Daniel Crawford led the way with 37 receptions for 443 yards and two touchdowns, while TE Mitchell Brinkman tallied 445 yards on 34 catches, including three touchdowns.

Prior to his time at NIU, Sorrentino spent the 2018 season as the director of football operations at Florida Atlantic.

In addition to working at FAU and Minnesota, Sorrentino had stops at Miami (2011), Tennessee (2017), and his alma mater, The College of New Jersey (2007 & 2012). While with Minnesota, Sorrentino coached quarterback Adam Weber to a career year, aiding him in posting 2,679 passing yards, 20 touchdowns and nine interceptions.

Sorrentino spent four years in the NFL with the Jacksonville Jaguars (2013-16) where he worked with the wide receivers. Under Sorrentino's tutelage, Jaguars WR Marqise Lee posted career highs in receptions (63), receiving yards (851) and receiving touchdowns (3) in 2016. WR Allen Robinson earned his first Pro Bowl recognition in 2015 with 1,400 yards receiving and 14 touchdowns. Also in 2015, WR Allen Hurns became the youngest undrafted player since the 1970 NFL merger to post 1,000-plus receiving yards and 10-plus receiving touchdowns in a single season.

Prior to moving into the collegiate and professional coaching ranks, Sorrentino began his coaching career in the New Jersey prep ranks with stints at Montville Township High School (2008), West Essex High School (2006) and Morristown Beard High School (2005).

He and wife, Kara, have three children - a daughter, Marea, and two sons, Anthony, Jr. and Luca.

SORRENTINO'S COACHING BACKGROUND

YEAR	TEAM	TITLE
2005	Morris Beard High	Wide Receivers/Defensive Backs/Long Snappers
2006	West Essex High	Wide Receivers/Defensive Backs/Long Snappers
2007	College of New Jersey	Linebackers
2008	Montville Township High	Tight Ends/Defensive Ends/Kickers
2009	University of Minn.	Offensive Quality Control
2010	University of Minn.	Quarterbacks
2011	Miami	Offensive Graduate Assistant
2012	College of New Jersey	Quarterbacks/Pass Game Coordinator
2013-16	Jacksonville Jaguars	Assistant Wide Receivers
2017	Tennessee	Wide Receivers Analyst
2018	Florida Atlantic	Director of Football Operations
2019	Northern Illinois	Tight Ends/Fullbacks/Inside Wide Receivers
2020	Northern Illinois	Wide Receivers
2021	Northern Illinois	Pass Game Coordinator/Wide Receivers
2022 -	Minnesota Vikings	Assistant Wide Receivers



GRANT UDINSKI

**Assistant Quarterbacks/
Chief of Special Projects**

NFL EXPERIENCE: 4TH SEASON
VIKINGS EXPERIENCE: 2ND SEASON



Grant Udinski (U-din-skee) entered his second season with the Vikings and his first as assistant quarterbacks coach after serving as the assistant to the head coach/special projects in 2022. Udinski previously served as a coaching assistant for the Carolina Panthers from 2020-21.

Udinski entered the NFL coaching ranks with Carolina after spending the 2019 season at Baylor as a graduate assistant.

Prior to becoming a coach, Udinski played defensive end at Towson from 2016-18. In 2018, he was named a CoSIDA Google Cloud Academic First-Team All-American for his achievements in the classroom. He played in all 12 games in 2018, finishing the season with 28 total tackles, 4.5 sacks and three forced fumbles.

The Doylestown, Pa., native played one season at Davidson College as a tight end before transferring to Towson in 2016.

UDINSKI'S COACHING BACKGROUND

YEAR	TEAM	TITLE
2019	Baylor	Graduate Assistant
2020-21	Carolina Panthers	Coaching Assistant
2022	Minnesota Vikings	Assistant to the Head Coach/Special Projects
2023	Minnesota Vikings	Assistant Quarterbacks/Chief of Special Projects



PLAYER HEALTH AND PERFORMANCE

2023 MINNESOTA VIKINGS



TYLER WILLIAMS

VICE PRESIDENT OF PLAYER HEALTH AND PERFORMANCE

NFL EXPERIENCE: 17TH SEASON
VIKINGS EXPERIENCE: 2ND SEASON



Tyler Williams enters his second season with the Vikings and first as vice president of player health and performance in 2023. Introduced as the executive director of player health and performance in 2022, he was a part of the team that finished 13-4 and claimed the NFC North title.

Williams spent the past 15 seasons with the Rams in both St. Louis and Los Angeles, serving as the team's director of sports science/assistant athletic trainer during their Super Bowl LVI victory.

Williams, who worked with head coach Kevin O'Connell from 2020-21, was named the NFC recipient of the Professional Football Athletic Trainers Society's (PFATS) Tim Davey Assistant Athletic Trainer of the Year after the 2020 season. Named after longtime New York Jets assistant athletic trainer and team/NFL game operations employee Tim Davey, the award is "emblematic of the commitment, dedication and high level of integrity that Davey brought to the profession of athletic training and is representative of his level of service which he dedicated to his surrounding community."

In 2015, Williams was a member of the Rams athletic training staff that won PFATS' Ed Block NFL Athletic Training Staff of the Year, an award that is voted on by the PFATS membership and recognizes one NFL athletic training staff annually for their distinguished service to their club, community, and athletic training profession.

Besides his involvement in PFATS and serving as their foundation president since 2017, Williams is also a member of the National Athletic Trainers Association (NATA), certified in Functional Movement Screen (FMS-C) and Chairs the Sports Science Task Force on the NFL Research and Innovation Committee.

Prior to joining the Rams in 2007, Williams was the assistant athletic trainer at Fontbonne University in St. Louis from 2006-07. Williams holds a master's degree from California University of Pennsylvania, earning a performance enhancement specialist certification. He completed his bachelor's degree in exercise science with an emphasis in athletic training at Truman State. He and his wife, Katie, have a daughter.



REMI FAMODU-JACKSON

HEAD PERFORMANCE DIETICIAN

NFL EXPERIENCE: 5TH SEASON
VIKINGS EXPERIENCE: 5TH SEASON



Remi Famodu-Jackson returns to the Vikings for her fifth season in 2023 as the team's head performance dietician, after previously serving as a sports dietician at Training HAUS and a registered dietician and manager of nutrition services at Twin Cities Orthopedics. She was a part of the 2022 Vikings team that finished 13-4 and claimed the NFC North title.

Famodu-Jackson got her start in the NFL as a sports dietician

with the Vikings in 2019 and provided sports nutrition therapy to players before beginning her full-time role with the Vikings in 2022. Prior to her time with Twin Cities Orthopedics and Training HAUS, she served as a clinical dietician in West Virginia from 2015-17, while simultaneously working in the PEIA Weight Management Program.

Famodu-Jackson began her career as a health coach and student

worker at Well Works at Ohio University, a position she held from 2010-12, while obtaining her bachelor's degree.

Famodu-Jackson received her Bachelor of Science in Dietetics in 2012 from Ohio, where she was also a varsity letterwinner for OU women's soccer in 2008, 2009 and 2011. She then obtained her Master of Science in Human Nutrition and Foods in 2014 from West Virginia, before earning her doctorate in animal and food science from WVU in 2017.

Throughout her career, Famodu-Jackson has had multiple published publications and is in her second year as director of learning and development for the Professional Football Registered Dietitian's Society (PFRDS). She has also received many awards while in college and in her professional career, both in the medical nutrition therapy as well as during her time as a collegiate soccer player.

Famodu-Jackson and her husband reside in Burnsville, Minn., with their daughter and son.



JOSH HINGST

DIRECTOR OF PLAYER PERFORMANCE

NFL EXPERIENCE: 15TH SEASON
VIKINGS EXPERIENCE: 3RD SEASON



Hingst began his third season with the Minnesota Vikings in 2023 as director of player performance, as he embarks on his 15th NFL season. Hingst was a part of the 2022 Vikings team that finished 13-4 and claimed the NFC North title. From 2013-20 Hingst was head strength & conditioning coach with the Philadelphia Eagles, part of a team that won the first Super Bowl title for the franchise, Super Bowl LII over New England, in Minneapolis at U.S. Bank Stadium. Hingst implements a holistic program to address all areas of athletic development, utilizing a variety of strength, speed, and power methods to individualized to each athlete.

In 2013, his first year with the Eagles, Hingst played a major role in the implementation of one of the NFL's first data-driven training systems, introducing technologies such as Catapult-GPS Tracking, Omegawave and Eliteform - Velocity Based Training, that culminated in an NFC East Championship that year. Hingst strives to remain at the forefront of progressive and cutting-edge performance training methods, recently utilizing Forcedecks, Nordboard, Blood Biomarker and Microbiome testing and Zebra Tracking Systems.

The Eagles were successful during Hingst's tenure, winning three NFC East titles, Super Bowl LII and making a return to the NFC Divisional Playoffs in 2018. After the 2017 season Hingst was awarded the Professional Strength & Conditioning Association Champions Award. The Eagles finished as the healthiest team in the league in 2016 based on games lost due to injury and finished in the top 10 of the category five times while Hingst led the program.

Prior to Philadelphia, Hingst served as the assistant strength coach for the Jacksonville Jaguars (2011-12). From 2009-11, he worked as the director of sports nutrition at the University of Nebraska-Lincoln where he directed fueling practices for all 21 sports. Before his time with the Huskers, Hingst worked as the team nutritionist for the Atlanta Falcons (2008-09), where he oversaw the nutrition and assisted with strength and conditioning capacities. His first full-time position was as an assistant strength & conditioning coach at Florida State (2004-08). He was fortunate to get his first start in the field as an undergrad at the Nebraska working for Boyd Epley, Mike Arthur, and the Husker Power Performance Staff.

In 2013, Hingst published "The Athlete's Guide to Sports Supplements," and he has written for industry publications throughout his career. He speaks regularly at conferences, holds a master's degree and is working toward a doctorate. Hingst is a registered dietician, a certified strength and conditioning specialist and has completed a number of professional development courses in the areas of speed and movement development, postural restoration and functional manual therapy techniques.

A native of Hooper, Neb., Hingst earned a pair of bachelor's degrees at Nebraska in nutritional science and dietetics, as well as in exercise science. He holds a master's degree in clinical nutrition from Florida State and has studied for a doctorate in exercise physiology at Nebraska. Hingst and his wife, Megan, have a daughter, June.



URIAH MYRIE

HEAD ATHLETIC TRAINER

NFL EXPERIENCE: 8TH SEASON
VIKINGS EXPERIENCE: 2ND SEASON



Uriah Myrie enters his second year as the Vikings as head athletic trainer in 2023, marking his eighth NFL season and 14th overall in athletic training. Myrie was a part of the 2022 Vikings team that finished 13-4 and claimed the NFC North title. Prior to Minnesota, Myrie spent five seasons with the Houston Texans as an assistant athletic trainer, where he served as a supervisor for the summer and year-long internship program and sports medicine fellowship, a preceptor for clinical affiliated athletic training education programs and a coordinator for concussion management.

Prior to his time with the Texans, Myrie worked with the Arizona State football team from 2015-17, serving as a program assistant athletic trainer, specifically working with player rehabilitation.

Myrie spent the 2014 season interning for the Buffalo Bills after serving as a graduate assistant athletic trainer with the University of Utah football program (2012-14) and an assistant athletic trainer for Hudson Valley Community College from 2011-12. He broke into the NFL as a summer intern with the Carolina Panthers in 2009 and spent two seasons with the club.

The Albany, N.Y., native earned his bachelor's degree in athletic training from Delaware in 2011 before obtaining his master's degree in exercise and sports science from Utah in 2014.

Myrie is a NCSA Certified Strength and Conditioning Specialist, NASM Corrective Exercise Specialist and Performance Enhancement Specialist. He also received his Sports Manual Therapy Certification from the Institute for Athlete Regeneration in 2018 and 2020. Myrie is certified in Active Release Techniques (Upper Extremity, Spine and Lower Extremity), Dry Needling (Structure and Function Level 1 and Level 2), Fascial Manipulation (Stecco Method Level 1), Owens Recovery Science (Blood Flow Restriction) and in the Graston Technique Instrument Assisted Soft Tissue Mobilization. He is also a Certified Healthcare Provider in Basic Life Support by the American Heart Association, an NATA BOC Certified Athletic Trainer and received his Texas State Licensure.

Myrie gained training in manual therapy techniques in dry needling, fascial manipulation and active release techniques for upper and lower extremities and spine.



MATT DUHAMEL

**Director of Rehabilitation/
Assistant Athletic Trainer**

NFL EXPERIENCE: 12TH SEASON
VIKINGS EXPERIENCE: 11TH SEASON



Matt Duhamel is in his fourth season as the Vikings director of rehabilitation/assistant athletic trainer in 2023. He was a part of the 2022 Vikings team that finished 13-4 and claimed the NFC North title. Duhamel was previously a member of the Vikings athletic training staff from 2010-16 as an assistant athletic trainer/physical therapist. From 2016-0, he was the director of athletic therapy for the Minnesota Timberwolves.

Duhamel assists on Tyler Williams' staff with injury prevention, evaluation, treatment and rehabilitation while drawing on his experience and training as a licensed physical therapist.

Duhamel worked during the offseason in the Twin Cities as an outpatient physical therapist with NovaCare Rehabilitation from 2010-12, while assisting the Vikings in-season and he previously gained NFL experience before joining the Vikings. He spent the

2006 season with the New England Patriots and worked with the team during the offseasons of 2005 and 2010 as an athletic training intern and physical therapy clinical student.

A member of the National Athletic Trainer's Association and the American Physical Therapy Association, Duhamel earned his undergraduate degree in athletic training at Northeastern, where he worked with the football and men's basketball teams. He

earned his Doctorate of Physical Therapy from Boston University in 2010. Duhamel is certified by the American Board of Physical Therapy Specialties as a Sports Clinical Specialist and by the National Academy of Sports Medicine as a Corrective Exercise Specialist and Performance Enhancement Specialist.

A native of Lawrence, Massachusetts, Duhamel resides in Edina, Minn., with his wife, Jamie, and their sons, Colin and Ryan.



DAVID JANTZI

**Assistant Athletic Trainer/
Physical Therapist**

NFL EXPERIENCE: 10TH SEASON
VIKINGS EXPERIENCE: 8TH SEASON



David Jantzi entered his tenth season in the NFL and eighth season as an assistant on the Vikings athletic training staff in 2023 as assistant athletic trainer/physical therapist. Jantzi was a part of the 2022 Vikings team that finished 13-4 and claimed the NFC North title. He spent the 2016 season working with Twin Cities Orthopedics during the offseason and then joined the Vikings at the beginning of the 2016 season to assist the Vikings medical staff. Before joining the Vikings, Jantzi earned his first full-time NFL position with the NFC North rival Chicago Bears. Jantzi assists in the evaluation and care of all injuries sustained and helps implement proactive treatment and rehabilitation programs for the athletes.

Jantzi started in the athletic training field as a student at Nebraska, where he assisted with the athletic training staff for football during his undergraduate days. Following his graduation in 2003 with a bachelor's degree in athletic training, he went on to A.T. Still University's Arizona School of Health Sciences to

earn his doctorate degree in physical therapy. After graduation, he moved to Minnesota where he worked for NovaCare Rehabilitation and gained his first NFL exposure by interning with the Vikings during summer offseason programs from 2007-10. He left NovaCare to become the head athletic trainer for the Arena Football League's Chicago Rush in 2011-12 and later returned to Minnesota again to help provide game day coverage during the 2013 season. Jantzi is a certified strength and conditioning specialist by the National Strength and Conditioning Association. Jantzi is also a certified in Level 2 dry needling. The Vikings staff was honored by their NFL peers as the Athletic Training Staff of the Year for 2017 as part of the annual Ed Block Courage Award gala.

Jantzi, a native of Wood River, Neb., and graduate of Wood River High School, is a member of the National Athletic Trainers' Association. He is also a licensed physical therapist in Minnesota. Jantzi is married to Sarah and the couple resides in St. Michael with their sons, Daxon and Rocco.



DERIK KEYES

ASSISTANT DIRECTOR OF PLAYER PERFORMANCE

NFL EXPERIENCE: 12TH SEASON
VIKINGS EXPERIENCE: 7TH SEASON



Derik Keyes enters his seventh season with the Vikings player health and performance staff in 2023. Keyes has spent 15 years as a strength and conditioning coach and starting his 12th year in the NFL. Keyes started with the Vikings in 2017 and helped the team earn the 2017 NFC North division title, after a 13-3 season, in which the team advanced to the NFC Championship game. Keyes was also a part of the 2022 Vikings team that finished 13-4 and claimed another NFC North title. The Vikings have made three playoff appearances in the last six seasons (2017, 2019, 2022), since Keyes began his tenure with the club. Keyes assists with all aspects of the weight training, speed training, and return to play program.

Keyes held the same position with the Cleveland Browns from 2013-16. Keyes also served with Houston Texans in 2012 where the team went 12-4, winning the AFC south division under former head coach Gary Kubiak.

During his time in Cleveland, Keyes worked directly with wide receivers and defensive backs in the 2016 season, where he was a part of one of the first high performance models in the NFL. The performance model was on the cutting edge of strength and conditioning with the aim of performance enhancement and injury prevention.

While in Houston, Keyes assisted with all aspects of the weight training, speed training, and return to play program. Keyes served under the 2012 NFL Strength Coach of the Year, Cedric Smith, and helped the Texans claim an AFC South title in his lone season with the club.

In 2011, Keyes returned to his alma mater, Louisiana-Lafayette, where he worked with football and served as the director of strength and conditioning for men's and women's track and field. The Ragin' Cajuns football team made school history winning the New Orleans Bowl, their first official bowl appearance, in 2011. Keyes also served as the director of freshman football development.

As a graduate assistant strength and conditioning coach at South Alabama in 2010, Keyes helped the Jaguars complete their second official season with an undefeated record (10-0) under head coach Joey Jones. Keyes also assisted the Jaguars by developing workouts for several Olympic programs as well as volleyball, men's and women's tennis, baseball, basketball, track and field. He started his coaching journey at Louisiana-Lafayette as a football strength and conditioning intern in 2009.

A four-year letterman at safety with the Ragin' Cajuns from 2004-08, Keyes earned Sun Belt All-Conference Honors and Sunbelt Player of the Week after recording 18 tackles in a game against Kansas State in 2008. Keyes served as team captain, team defensive MVP and earned the Hammer Award, given to the player who delivered the hardest hits of the season.

Keyes graduated with a bachelor's degree in 2008 from Louisiana at Lafayette and earned his master's degree from the University of California-Pennsylvania in performance enhancement and injury prevention. He is a certified performance enhancement specialist through the National Academy of Sports Medicine. Some of his other certifications include the following: PES, CES, and CPT, USAW Sports Performance Coach, NSCA Member, Certified Speed Specialist through the NASE - CSS, AED and CPR.

Keyes is originally from Laurel, Miss., and raised in Lafayette, La. He attended Lafayette High School where he lettered all four years in football and track and field. Keyes was a standout athlete and was awarded all-district, All-Acadiana, All-Parish, and all-state honors. He also served as the team captain and earned team MVP for the Mighty Lions.

His father, Brian Keyes, was a professional body builder who won Mr. Mississippi titles in 1985-86. Keyes is the son of Barbara (Durr) Beardsley and is married to his wife, Victoria, with whom he just welcomed a baby girl, Nova, with in 2022.



MARQUIS JOHNSON

ASSISTANT STRENGTH AND CONDITIONING

NFL EXPERIENCE: 5TH SEASON
VIKINGS EXPERIENCE: 3RD SEASON



Johnson enters his third season on the Vikings strength and conditioning staff in 2023 as an assistant strength and conditioning coach and fifth year in the NFL. Johnson was a part of the 2022 Vikings team that finished 13-4 and claimed the NFC North title. Prior to Minnesota, he most recently served as an assistant strength and conditioning coach at Jackson State in 2020.

Johnson is a certified strength and conditioning coach through the NSCA as well as through the Collegiate Strength & Conditioning Association. Throughout his career, he has utilized progressive sports science technologies such as StatSports GPS Tracking and helped facilitate various individualized recovery strategies. He continues to push the envelope and is familiar

with a variety of methods to enhance strength, power, speed and agility.

He was named coordinator of strength & performance in February 2019 at the University of Houston after two seasons with the San Francisco 49ers (2017-18) as a strength & conditioning assistant. He joined the 49ers after serving as an assistant strength coach at the University of Tennessee in 2016.

Johnson joined Tennessee's athletic department after stops in Texas as the head strength coach at Memorial (Port Arthur) High School (2014-16), West Brook (Beaumont) High School (2012-14) and Galena Park (Texas) High School (2010-12). In addition to his strength & conditioning duties, Johnson worked with defensive

backs, defensive linemen and outside linebackers in football, as well as the school's powerlifting programs.

Before his time in the high school ranks, Johnson spent two academic years (2008-10) at Eastern Michigan, where he began as a graduate assistant and later moved to the school's interim head strength & conditioning coach. In addition to football at EMU, Johnson worked with the school's men's and women's basketball teams, golf, tennis and soccer teams. While at

Eastern Michigan, he earned his master's degree in administration.

A native of Houston, Texas, Johnson played collegiately at Prairie View A&M (2004-08) where he began as a tight end before moving to defensive end. His younger brother, Jerrod, was the Vikings' assistant quarterbacks coach in 2022 and now serves as the quarterbacks coach of the Texans. He received his bachelor's degree in human performance from Prairie View A&M.



DAN RIDENOUR

**Assistant Player Performance/
Sports Science Coordinator**

NFL EXPERIENCE: 2ND SEASON
VIKINGS EXPERIENCE: 2ND SEASON



Dan Ridenour enters his second season with the Vikings in 2023 as assistant player performance/sports science coordinator. He was a part of the 2022 Vikings team that finished 13-4 and claimed the NFC North title. Prior to Minnesota, Ridenour served as the assistant director of the Nebraska Athletic Performance Lab at the University of Nebraska from 2020-22.

During his time as assistant director, Ridenour assisted with the overall management of Nebraska Sports Science by working with coaching and support staffs on the integration of technologies, training strategies and rehabilitation processes to promote athlete development, health and training efficiency. Ridenour did two stints at Nebraska, serving as an assistant strength coach for Nebraska from July 2015 to October 2018, working with track and field, women's gymnastics and men's and women's tennis

Prior to returning to Nebraska, Ridenour worked for Wilmington College as the school's first Director of Athletic Performance, overseeing the training of 13 teams and the department's internship program.

From 2012-15, Ridenour was a graduate assistant at St. John's University (2015), strength as a conditioning intern with the University of Memphis football program (2014) and interned with the University of Minnesota football program (2012-13). He also served as the Director of Athletic Training and Program Development, Spark Athletic, in Kuwait City, Kuwait during that time span.

Ridenour is a graduate of Luther College, earning degrees in physical education and communications studies. He received his master's in exercise science from the University of Nebraska-Omaha and is working towards his professional doctorate in human performance innovation at the University of Limerick.



CONNOR WHICKER

ASSISTANT ATHLETIC TRAINER

NFL EXPERIENCE: 3RD SEASON
VIKINGS EXPERIENCE: 2ND SEASON



Connor Whicker enters his second season with Minnesota as an assistant athletic trainer. Whicker was a part of the 2022 Vikings team that finished 13-4 and claimed the NFC North title. This season will mark Whicker's third year in the NFL and sixth year in athletic training. Whicker is responsible for providing high-level healthcare services for the team, including the prevention, evaluation, clinical management and rehabilitation of injuries.

Prior to joining the Vikings, Whicker served as the football assistant athletic trainer for Louisville's football team. Whicker also spent the 2020 season working as a seasonal athletic training intern with the Houston Texans after serving as a graduate assistant athletic trainer with Arkansas football program (2018-2020). During his time with the Texans, Whicker

was responsible for coordinating and implementing COVID-19 protocols to create a safe workplace. He also served as the liaison between the sports medicine staff and team physicians. Whicker's first NFL experience came in 2016 when he worked for the Carolina Panthers as a summer intern. He went on to work for the Miami Dolphins in 2017 working in the same role.

The Charlotte, N.C., native earned his bachelor's degree in athletic training from High Point University in 2018 before obtaining his master's degree in sports management from Arkansas in 2020.

Whicker and his wife, Lauren, reside in Rosemount, Minn., with their son, Kase, and golden retriever, Bailey.



LEXUS BLUNT

ASSISTANT ATHLETIC TRAINER

NFL EXPERIENCE: 3RD SEASON
VIKINGS EXPERIENCE: 1ST SEASON



Lexus Blunt is entering her first season with the Minnesota Vikings as an assistant athletic trainer. She has previous athletic training experience working in the NFL, at ESPN Wide World of Sports in Orlando, Fla., and covering the FHSAA Track and Field State Championships.

Prior to joining the Vikings, Blunt served as an NFL apprentice for the Houston Texans. During her first two full-time seasons with the Texans, Blunt was responsible for coordinating dentistry appointments, monitoring and administering concussion testing, and creating rehab programs for athletes. Blunt also served as the assistant athletic trainer at the

University of Indianapolis from August 2019 to October 2021 where she primarily supported volleyball and women's lacrosse. Blunt's initial NFL experience was in 2018 when she worked with the Minnesota Vikings as a summer training camp intern. She also interned with the Jacksonville Jaguars and Philadelphia Eagles.

The Indianapolis, Ind., native received her undergraduate degree in athletic training from Indiana, where she primarily worked with the football program, but spent rotations with the wrestling and rowing teams. Blunt obtained her master's degree from Ohio University in 2018 while working as the head athletic trainer at a local high school.



MARANNA GUNNERSON

ASSISTANT ATHLETIC TRAINER

NFL EXPERIENCE: 2ND SEASON
VIKINGS EXPERIENCE: 2ND SEASON



Maranna Gunnerson is in her second season with Minnesota, her first as an assistant athletic trainer. She spent the 2022 season with the Vikings as a seasonal athletic training intern prior to transitioning into her current role as an assistant athletic trainer and liaison between the team and Twin Cities Orthopedics.

Prior to joining the Vikings, Gunnerson gained further athletic training experiences at multiple universities during her graduate career. She spent time with the Minnesota's women's basketball team during the 2022 season. In 2021, Gunnerson worked with Missouri and Sioux Falls' football programs. Gunnerson also

assisted with the women's basketball team at South Dakota State in 2020.

The Annandale, Minn., native earned her bachelor's degree in biology from the College of Saint Benedict in 2018 before obtaining her master's degree in exercise science and wellness from Liberty University in 2020. She then earned an additional master's degree in athletic training from South Dakota State in 2022. Gunnerson is a member of the National Athletic Trainers' Association and has received training in manual therapy and dry needling techniques.

Ron
JOHNSON

Mark
ROSEN

Dawn
MITCHELL

Ahmad
HICKS

Pierre
NOUJAIM

Jim
RICH



VIKINGS 
 **GAMEDAY**
 LIVE

VIKINGS 
 **POSTGAME**
 TONIGHT

 OFFICIAL HOME OF THE
**MINNESOTA
 VIKINGS** 



STAFF

2023 MINNESOTA VIKINGS



RYAN MONNENS

DIRECTOR OF PLAYER PERSONNEL



Ryan Monnens begins his 22nd season in the Vikings scouting department in 2023 and his second as director of player personnel, after spending the 2021 season as co-director of player personnel.

Monnens spent the previous eight seasons as the director of pro scouting after eight seasons as a pro scout three seasons as a pro personnel assistant. He joined the Vikings as an intern in 1998 and spent the following three seasons in public relations with the club.

Monnens played wide receiver at St. John's University in

Collegeville, Minn., (1995-97) under legendary coach John Gagliardi, the all-time winningest coach in college football history. During his tenure at St. John's, the Johnnies won the Minnesota Intercollegiate Athletic Conference title in 1995 and 1996, advanced to the NCAA playoffs, and posted a 25-6-1 record.

A Minnesota native, Monnens grew up in Richmond and attended Rocori High School. Monnens earned his bachelor's degree from St. John's in 1998. Monnens resides in Excelsior with his wife, Krissy, and their daughter, Olivia.



CHISOM OPARA

ASSISTANT DIRECTOR OF PLAYER PERSONNEL



Chisom Opara is in his second season as assistant director of player personnel with the Vikings in 2023 and sixth overall, after spending the 2021 season as a national scout. Opara has a wealth of experience in NFL personnel, having worked in Cleveland from 2005-17, climbing to director of player personnel.

Opara joined the Browns after spending the 2004 season as a player personnel assistant with the Baltimore Ravens, where he served as an in-house scout and prepared special teams scouting reports, as well as scouting local colleges.

Opara originally signed with Baltimore as an undrafted free

agent wide receiver in 2003 and went to training camp with the team before being waived at the end of camp. Opara went back to school and graduated from Princeton in 2004 with a bachelor of arts in politics.

Opara played collegiately as a wide receiver at Princeton and finished his career second in all-time receiving yards (2,198) and third in receptions (154). A native of Baltimore, Md., he served as team captain his senior year and was second-team All-Ivy League.

Opara is married to Megan and the couple has a daughter, Brookly Emiko Opara.



JAMAAL STEPHENSON

SENIOR PERSONNEL EXECUTIVE



Jamaal Stephenson enters his 23rd season with the Vikings in 2023 and his second as senior personnel executive, after spending the 2021 season as Vikings co-director of player personnel.

In Stephenson's tenure, 16 Vikings rookies have earned all-rookie accolades and two, running back Adrian Peterson and wide receiver Percy Harvin, have been named NFL Offensive Rookie of the Year. In 2020, WR Justin Jefferson had a record-shattering rookie season that earned him second-team Associated Press All-Pro honors, the first Vikings rookie position player to make the AP squad since Randy Moss in 1998.

In 2014, quarterback Teddy Bridgewater earned Pepsi NFL Rookie of the Year in fan voting. Since 2007, the Vikings have sent five rookie players to the Pro Bowl in their debut seasons- Justin Jefferson (2020), Cordarrelle Patterson (2013), Matt Kalil (2012) Blair Walsh (2012), Percy Harvin (2009) and Adrian Peterson (2007).

In 2009, Stephenson was promoted to assistant director of college scouting after originally joining the club in 2002 as a college scout. Stephenson took over the Vikings college scouting department for the 2014 season.

Stephenson was recognized by the Fritz Pollard Alliance with the NFC Scout of the Year award for the 2012 season, presented during the 2013 NFL Scouting Combine in Indianapolis.

Stephenson joined the Vikings in 2002 after spending two years with the Houston Texans as a college administrator.

Prior to joining the Texans, Stephenson spent one year as a scouting assistant for the Washington Commanders. His duties included evaluations and producing scouting reports. In the spring of 1998, Stephenson coached defensive backs as a graduate assistant at UMass.

Stephenson is a native of Goldsboro, N.C. He was a two-time All-Ivy League honoree at Brown as a defensive back, and was also awarded the team's "Unsung Hero" award. He earned his bachelor's degree in organizational behavior management in 1997, and his master's degree in sport management from Massachusetts in 1999. In 2003, Stephenson was selected to Brown's All-Decade Football Team for the 1990's. He was honored as part of the 125-year anniversary celebration of football at Brown University.

Stephenson and his wife, Emily, have sons, Noah and Julian, and a daughter, Gabrielle.



MIKE SHOLITON

DIRECTOR OF COLLEGE SCOUTING



Mike Sholiton returns for his 20th season with the Vikings in 2023 and his second as director of college scouting for the club.

Sholiton is in his second stint in the NFL after working as an intern with the scouting, video and community relations

departments of the St. Louis Rams from 1997-2000. He was a member of the 1999 Rams staff when the team won Super Bowl XXXIV over Tennessee. While working with the Rams scouting department, Sholiton maintained draft boards and collected scouting reports while evaluating and profiling draft eligible

seniors for the 1999 Draft.

Sholiton came to the Vikings after four seasons with Fresno State where he served as football operations coordinator for the Bulldogs. During his tenure with Fresno State, the team climbed the national charts and posted one of the most successful stints in school history. The Bulldogs went 36-18 in his four seasons with the program and played in four-straight bowl games, including wins over Georgia Tech and UCLA in the 2002 and 2003

Silicon Valley Football Classics, respectively.

A native of Cleveland, Ohio, Sholiton was a four-year letterwinner as a receiver and punt returner at Washington University in St. Louis. He earned his bachelor's degree in marketing in 2000 and went on to earn a master's degree in kinesiology from Fresno State in 2001. Sholiton and wife, Ashley, have a son, Brett, and daughter, Bonnie. The family resides in San Antonio.



PAT ROBERTS

ASSISTANT DIRECTOR OF COLLEGE SCOUTING



In his 11th season with the Vikings in 2023, Pat Roberts entered his second season as assistant director of college scouting for the Vikings.

Roberts previously spent eight seasons with the Vikings as a national scout, coming to the club after eight seasons with the Cleveland Browns from 2005-12. He entered the NFL in 1998 with Chicago and served in a variety of roles with the team. Roberts began with Cleveland as a national scout from 2005-08 before advancing to director of college scouting in 2009 and on to senior national scout from 2010-12.

Roberts was an in-house scout for the team in 1998 and spent

1999-2003 as the Bears' Northeast Area Scout before moving to the Southeast area in 2004. Prior to joining the Bears, Roberts served briefly as the head strength coach and offensive line coach for Division III Millsaps College in Jackson, Miss. His coaching career began at his alma mater, DePauw University in Indiana, where he coached running backs in 1995 and offensive line in 1996-97. Roberts was an offensive guard from 1991-94 while earning a degree in exercise science in 1995. He got a master's degree in exercise science from Indiana State in 1998.

Roberts and wife, Allison, have a daughter, Sophia, and son, Ryder.



SAM DELUCA

SENIOR ASSISTANT DIRECTOR OF PRO PERSONNEL



DeLuca joins the Vikings for his first season with the club in 2023 as the senior assistant director of pro personnel after 10 years with the Cleveland Browns. In his role, DeLuca will oversee all

aspects of the Vikings pro scouting efforts and assist the scouting operation overall.

In 2022, DeLuca served his first season as the Brown's assistant

director of pro scouting, following six seasons as a pro scout. He served as a pro scouting assistant prior to that.

Before joining the Browns, DeLuca graduated from Arizona State in 2013 with a degree in business management and legal studies.

DeLuca, who is a Philadelphia native, previously worked as a pro personnel intern with the Philadelphia Eagles in the summers of 2011 and 2012. Prior to interning in the Philadelphia personnel department, he worked as an equipment assistant for the Eagles from 2006-10.



SALLI CLAVELLE

PRO SCOUT



Salli Clavelle is in her first season with the Minnesota Vikings as a pro scout in 2023. Prior to joining the Vikings, Clavelle spent five seasons with the San Francisco 49ers, most recently serving as a college area scout of the Southwest region.

She originally joined the 49ers as a scouting assistant in 2018 before moving into a pro personnel analyst role in 2019. During her time with the 49ers, she worked alongside both Minnesota Vikings General Manager Kwesi Adofo-Mensah and Vice President of Football Operations Demetrius Washington. Clavelle also has collegiate experience in her hometown of New Orleans,

La., at Tulane, where she worked as the director of on-campus recruiting for football.

Clavelle received her undergraduate degree and master's in sport management from Sam Houston State. During her time in college, she was a student-athlete and a member of the Southland Conference Championship women's basketball team in 2012-13. She also worked as a student-assistant coach for women's basketball where she supported the coaching staff and players through game analysis and strategy.



ALEX DALE

PRO SCOUT



Alex Dale is in his third season with the Minnesota Vikings, first as a pro scout, after serving as a scouting associate since 2021. Prior to joining the Vikings, Dale was a personnel assistant at Arkansas where he was responsible for identifying high school prospects, managing the online recruiting databases and maintaining recruiting boards for coaches. He also oversaw the student worker program for recruiting and personnel and assisted in the operation of on-campus recruiting visits.

The Memphis, Tenn., native received his undergraduate degree in Leisure, Sports and Tourism from Middle Tennessee State in 2017, where he also played safety for the Blue Raiders football team from 2013-17. He appeared in 44 games and recorded 95 tackles and two interceptions. Following his graduation from MTSU, Dale joined the Austin Peay State football program as a defensive back and special teams graduate assistant to further his scouting knowledge.



MITCH

JONHSON-MARTIN

PLAYER PERSONNEL ANALYST - PRO SCOUTING



Mitch Johnson-Martin enters his fourth season with the Vikings in 2023 and his first as player personnel analyst-pro scouting after previously serving as college scout/BLESTO from 2021-22.

During his time as a scouting intern in 2020, he worked closely with the pro scouts putting together weekly advances for offense, defense and special teams and assisted in day to day operations of the personnel department.

Johnson-Martin's initial NFL experience was with Green Bay for the 2019 season as an Intern in the partnership and activation

department.

A team captain as a senior defensive back at Minnesota-Duluth, Johnson-Martin helped the Division-II Bulldogs to a 39-9 record during his tenure, including a share of the Northern Sun Conference title in 2018 and berths in the D-II playoffs in 2016 and 2018. He earned a degree in business in 2019.

A native of LaCrosse, Wis., Johnson-Martin attended Central High. He is single and resides in Crystal, Minn.



SEAN

GUSTUS

NATIONAL SCOUT



Sean Gustus returns to the Vikings in 2023 serving as a national scout for his seventh season in Minnesota, after spending the previous five seasons as a college scout/area, where he worked in the Southeast region of the country.

Gustus is an experienced scout who comes to the Vikings from the Los Angeles Rams where he scouted the same region. Prior to his five years with the Rams, Gustus worked on the scouting staff of the Philadelphia Eagles for eight seasons. Gustus got his

first experience in scouting with the New England Patriots in 2002 and 2003 as a college scouting assistant. He worked as a quality control assistant with the Patriots both seasons, assisting the offense and special teams during his tenure.

A two-year starter at quarterback for Richmond, Gustus earned his degree in health and sports science from the school. He and wife, Sherri, have four children- Trinity, Lanez, Cheyenne and Savannah, and reside in Huntingtown, Md.



DAVID WILLIAMS

NATIONAL SCOUT



David Williams enters his 13th NFL season and second with the Vikings in 2023 as a national scout. Williams was previously with the Chicago Bears for the 10 seasons. While with the Bears, Williams was most recently an area scout since 2016, responsible for evaluating all NFL prospects at universities along the West Coast. Serving as a pro scout from 2013-16, Williams evaluated upcoming NFL opponents and produced advance scouting reports. Williams coordinated free agent workouts and operated as the primary liaison for all alternative and international leagues.

Williams joined Chicago in 2012 as a scouting assistant, producing point-of-attack video cut-ups for both pro and college scouting departments, maintaining the draft board and researching prospects' backgrounds.

Williams spent one season with the Kansas City Chiefs as a player personnel assistant in 2011, contributing to daily upkeep of Kansas City's scouting databases and assisted in free agent visits. Entering the NFL with the Cleveland Browns, Williams served as an operations intern throughout three summers (2008-10) where he helped with daily quality control activities and produced travel guides for road games. Williams was an equipment intern during the 2010 Browns season, executing daily locker room and practice logistics.

Williams graduated from Washington University (St. Louis, Mo.) in 2010 with a degree in political science. A native of Cleveland Heights, Ohio, Williams attended Hawken School where he was named Chagrin Valley Conference Football Offensive MVP (2005) and was a three-time state qualifier in track.

Williams and his fiancée Mia reside in Scottsdale, Ariz.



FRANK ACEVEDO

COLLEGE SCOUT



A veteran evaluator with a track record of success, Frank Acevedo is in his 23rd season with the Vikings in 2023 and his 30th season in the NFL as a college scout. Acevedo joined the Vikings after seven seasons with the Kansas City Chiefs' personnel department.

Acevedo spent five seasons as Kansas City's area scout covering the Big 12 region. Prior to being an area scout with the Chiefs he was an assistant in the club's personnel department.

Before joining the Chiefs personnel department, Acevedo was running backs coach at Missouri Western in 1994 and 1995.

Acevedo was an assistant coach at San Francisco State, from 1985-89.

Acevedo played defensive back for two seasons at San Francisco State after transferring from Palomar Junior College. He was a team captain at SFSU as a senior and also earned All-Northern California Athletic Conference honors.

Born in Escondido, Calif., Acevedo attended San Pasqual High School and went on to earn his bachelor's degree in physical education from SFSU. He and his wife, Phoebe, have a daughter Estella and a son, Antonio.



JAKE ESSLER

COLLEGE SCOUT



Jake Essler begins his eighth season in 2023 with the Vikings personnel department and entered his third season in his present scouting role after working as a BLESTO scout. His primary responsibility is to create early stage evaluations by evaluating NFL-level talent college players. Essler focuses on finding draft-eligible talent in schools in the FBS, FCS, Division II and Division III programs.

Essler started with the Vikings as a scouting intern during the 2017 season where he helped assist both pro scouts and college

scouts evaluate players. Before joining the Vikings, the Spicer, Minn., native coached running backs at St. John's University and the University of Minnesota-Duluth.

The 2014 graduate of St. John's in Collegeville, Minn., suited up for 23 games as a running back and return specialist for the Johnnies from 2010-13. In 2012, he played in all 10 games and was named All-MIAC Honorable Mention. Essler earned his Masters of Education from Minnesota-Duluth in 2017. He is engaged to Isabel and resides in Minneapolis, Minn.



BLAINE GRAMER

COLLEGE SCOUT



Blaine Gramer is in his 10th season in the Vikings personnel department in 2023 and his seventh season as a college scout. He was previously the club's BLESTO scout in 2017, where he focused on finding NFL-level talent and creating early stage evaluations on college players in the Midwest region.

Gramer served as a personnel intern for the Vikings in the 2015 and 2016 seasons. He began with the Vikings as an intern in the

operations department in 2013. While in operations he assisted in the setup of training camp, team logistics, transportation and other day-to-day operations.

A 2014 graduate of Minnesota, Gramer earned his bachelor's degree in finance while working as a student equipment manager for Gopher Football. A Minnesota native, Gramer grew up in Moorhead and attended Moorhead High School. He and his wife, Kelly, reside in Edina, Minn., and have one child.



STEVE SABO

COLLEGE SCOUT



Steve Sabo enters his first season with the Minnesota Vikings, after serving as a pro scout for the Jacksonville Jaguars in 2022. Sabo is responsible for college scouting in the Southeast region.

Prior to the Jaguars, Sabo spent 12 seasons with the Atlanta Falcons. He spent two seasons scouting the Midwest and Southeast areas before serving as the director of college scouting for six seasons and the director of player personnel for four seasons.

Sabo came to Atlanta following 12 seasons with the Cleveland

Browns in a variety of roles, including the teams pro personnel coordinator (1998-2006), director of pro personnel (2007-08) and senior director of pro personnel (2009). In Cleveland, Sabo was responsible for scouting NFL teams while assisting with advance scouting of upcoming opponents. Prior to his tenure with the Browns, Sabo served as a pro scout with the New Orleans Saints from 1996-98.

A native of Willingboro, N.J., Sabo and his wife, Ursula, have two daughters, Anderson and Kieran.



MATT KELLY

COLLEGE SCOUT



Matt Kelly joins the Vikings as area scout for his first season with the team in 2023, after serving as the director of football operations for the Senior Bowl in 2023. Kelly will be responsible for college scouting on the West Coast.

In his role as director of football operations for the Senior Bowl, Kelly's primary duties included the coordination of all scouting activities, player travel, game week team interviews and communication with NFL member clubs.

Kelly previously spent two years (2019-20) as an in-house scouting assistant for the Senior Bowl and as the game's Mid-Atlantic area scout in 2021. Prior to his Senior Bowl experience, Kelly interned for the Philadelphia Eagles and worked in player personnel at Georgia.

He received a Bachelor of Science in Business Administration from the United States Air Force Academy and a master's degree in sports administration from Ohio.



JACK MURPHY

College Scout/
BLESTO



Jack Murphy is in his first season with the Minnesota Vikings as a College Scout/BLESTO in 2023.

He previously worked as the assistant director of player personnel for Miami University in Ohio from April 2022 to June 2023. In this role, he was responsible for evaluating high school and college transfer prospects and creating weekly opponent personnel reports. He also worked with software to create a recruiting database and evaluation system.

Prior to Miami (Ohio), Murphy spent three years at Boston

College working in scouting and recruiting. He also has previous experience in the NFL, working as a training camp scouting intern for the Detroit Lions in 2018.

The Westwood, Mass., native received his undergraduate degree in mass communication with a minor in sport and entertainment management from South Carolina in 2018. During his time in college, Murphy was also a student recruiting assistant for two years where he analyzed game film and organized statistical data for primarily defensive tackle prospects.



TAYLOR BROOKS

PLAYER PERSONNEL ANALYST



Taylor Brooks is in her third season with the Vikings in 2023 and first as player personnel analyst, after previously serving as a scouting associate for the 2021 season. She works across player personnel and player development, serving as the right-hand to general manager Kwesi Adofo-Mensah, helping with high-level initiatives, administration and logistics for player personnel.

Brooks got her NFL start in 2020 as a player analytics intern with the Miami Dolphins, a position she held until 2021, where she helped to evaluate team performances by providing insight through statistical analysis, provided NFL rookie reports and college football production reports for scouts and gathered pro day monitoring information to aggregate mock drafts in preparation for the NFL Draft.

Prior to joining the NFL, Brooks worked as a football recruiting host for Florida State, her alma mater, and aided FSU football with official and unofficial visits throughout the season and in the offseason, verified that FSU football recruiting was in compliance with NCAA rules and regulations and provided information and tours to booster members to keep them up to date with facility changes and upgrades.

The Tampa, Fla., native was selected as a participant for the NFL Women's Careers in Football Forum in 2021 and the Tampa Bay Buccaneers Women's Summit for Careers in Football in 2022.

Brooks received her Bachelor of Science in Statistics, with minors in mathematics and psychology, from FSU in 2019 and currently resides in Bloomington, Minn.



MICHELLE MANKOFF

SCOUTING ASSOCIATE



Michelle Mankoff is in her first season as a scouting associate for the Minnesota Vikings in 2023. Prior to joining the Vikings scouting department, Mankoff served as a scouting intern for the Buffalo Bills where she evaluated college and active NFL prospects and had the opportunity to attend the NFL Scouting Combine, Senior Bowl, and College Gridiron Showcase. She also has previous experience in sports information, journalism and

content production.

Mankoff received her undergraduate degree in journalism and sport management and administration from the USC in 2022. During college, she held various positions including football player personnel intern. In this role, her responsibilities included analyzing film, tracking and creating profiles for potential high school recruits and evaluating talent.



SHANTEL RODGERS

SCOUTING ASSOCIATE



Shantel Rodgers enters her first full season with the Minnesota Vikings as a scouting associate in 2023. Prior to accepting this position, she was a Nunn-Wooten Scouting Fellow with the Vikings in August 2022. In this role, she spent a week learning from the scouting department and presenting evaluations on wide receivers to senior personnel.

Rodgers has previous experience across the NBA/WNBA, NFL,

MiLB, and NCAA. Most recently, she served as the defensive analyst/football operations intern at Butler from September 2022 to June 2023. Rodgers graduated from Indiana State in December 2019 with a degree in sport management and a minor in business administration. During her time in college, she served as the recruiting assistant for the baseball team and the women's basketball video coordinator.



N'TARE WILLIAMSON

SCOUTING ASSOCIATE



N'Tare Williamson is in his first season with the Minnesota Vikings as a scouting associate in 2023. Prior to joining the Vikings, he was an offensive coaching assistant at Wilmington College in Ohio where he served as the running backs coach and helped to scout and recruit prospects. He began his career in sports working as an usher for the Cleveland Browns.

Williamson received his undergraduate degree from John Carroll University in 2022. During college, he spent time working as a sports information intern and football student assistant. He was also a film evaluation student at The Scouting Academy where he furthered his knowledge and developed the skills necessary to evaluate and grade players in multiple positions.



EMILY BADIS

MANAGER OF FOOTBALL ADMINISTRATION



Emily Badis begins her third season with the Vikings in 2023 and first as manager of football administration, after serving two seasons as football administration coordinator. In this role, she prepares player contracts and coordinates with agents for signatures, supports the executive vice president of football operations in player contract negotiations and team compliance of CBA and league rules, tracks player payroll and offseason program and training camp per diem and manages payment and reporting of paid player appearances.

Prior to her role with the Vikings, Badis worked as a salary cap and contracts analyst with the Atlanta Falcons from 2018-21, where she analyzed player and contract data to set markets for current and upcoming contract negotiations, created reports to assist in self-sufficiency for contracts and coaching departments, created ad-hoc reports for contract negotiations

and free agency and analyzed CFA spending as well as provided recommendations to align with league projections.

Badis got her start in the NFL as a seasonal football systems assistant with the Falcons in 2017. In this role, she used SQL to perform quality control queries on NCAA and NFL data, created reports for pro scouts in preparation for upcoming games, provided statistical analysis projects for contract negotiations and created and updated reports on players, teams and weekly opponents for the general manager and assistant general manager.

The Kennett Square, Pa., native received her Bachelor of Science in Mathematics from Mary-Washington in 2015 and her Master of Science in Applied Statistics from West Chester University of Pennsylvania in 2017. She currently resides in the Twin Cities.



KAITLIN ZARECKI



**FOOTBALL OPERATIONS MANAGER & SPECIAL ASSISTANT TO
THE GENERAL MANAGER & HEAD COACH**

Kaitlin Zarecki is in her 10th season with the Vikings in 2023 and second as football operations manager & special assistant to the general manager and head coach.

Zarecki is responsible for managing and overseeing the scheduling and logistics for player personnel, scouting and daily football operations. She also acts as the main liaison to the business side of the organization and takes the lead in developing many interdepartmental initiatives as well as facilitating player programs primarily focusing on the rookies transition to the NFL.

Zarecki joined the Vikings in March 2014 as a marketing and events intern and moved to events manager over five years. While working in events, Zarecki helped in planning and organizing some of the team's major milestone ventures

including the opening of U.S. Bank Stadium and Twin Cities Orthopedics Performance Center, the international series in London, Vikings House for Super Bowl LII, training camp in Mankato and Eagan, as well as hosting Taste of the Vikings, Vikings Draft Party and other private and corporate partner events.

In August 2019, Zarecki transitioned from the business side to the football side of the team as the executive assistant to the general manager.

A native of Stevens Point, Wis., Zarecki has a degree in sport management from Minnesota. She was involved in Gopher Athletics as a student, working at TCF Bank Stadium in stadium operations and for the Golden Gopher Fund events team.



REX JOHNSON



FOOTBALL QUANTITATIVE METHODS MANAGER

Rex Johnson enters his ninth season with the Vikings in 2023 and third as football quantitative methods manager, where he assists in any processes related to roster management and game preparations.

Johnson started with the Vikings in 2015 as a research intern and was brought on full-time as a research analyst in 2016.

The St. Paul, Minn., native received his bachelor's degree in mathematics and computer science from Concordia University-St. Paul in 2016.



CHRIS FRENCH

FOOTBALL QUANTITATIVE METHODS ANALYST



Chris French returns for his sixth season with the Vikings in 2023 and his fourth as football quantitative methods analyst, where he leverages a multitude of data sources and build analytical tools to assess players.

French is also responsible for evaluating the Vikings situational tendencies and performance to help coaches assess the strengths and weaknesses of their team and the opponents. French started with the Vikings in 2018 as a football analytics

intern where he helped maintain internal analytics software used for the professional and college level grading system.

He also developed new ways of grading the performance of special teams players in comparison to their expected outcomes on punts, field goals and kickoffs. French also is a member of the Vikings DEI Council.

A native of Gaithersburg, Md., French attended Michigan and has a degree in data science and statistics.



PAUL WIGGIN

PLAYER PERSONNEL CONSULTANT



Through his career as a player, coach and administrator in the National Football League, Paul Wiggin has been closely linked with the success of several teams.

In his role as a Vikings personnel consultant, Wiggin works with the department that is responsible for the evaluation of NFL players and advance scouting of opponents.

Wiggin first joined the Vikings in 1985 as defensive line coach in Bud Grant's final season as head coach. Wiggin coached the Vikings linemen from 1985-91 under Grant and ring of honor head coach Jerry Burns. He oversaw a line that featured future Hall of Fame defensive end Chris Doleman and All-Pro defensive tackle Keith Millard, who posted 21 and 18 sacks, respectively in 1989, earning Millard NFL Defensive Player of the Year.

Wiggin's career included head coaching jobs at his alma mater,

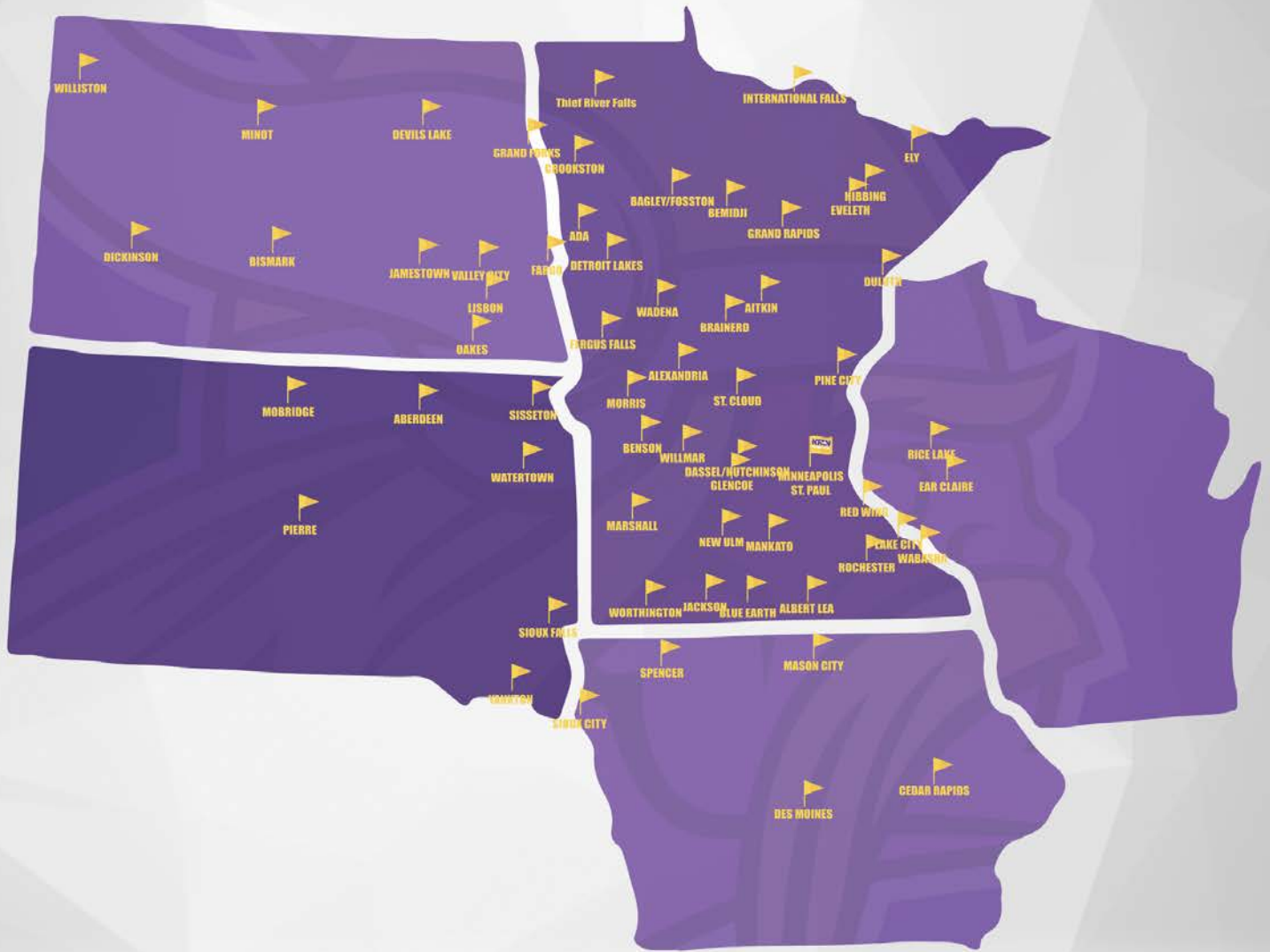
Stanford, from 1980-83 on a team that included John Elway and Darrin Nelson. From 1975-77 Wiggin was head coach of the Kansas City Chiefs. His coaching career started in 1968 with the San Francisco 49ers defensive line.

As a standout DE for the Cleveland Browns from 1957-67, Wiggin never missed a game, playing in 146 straight. He earned Pro Bowl starts in 1965 and 1967 and was named to the Browns All-Time team. In 2008, he was inducted as a Cleveland Browns Legend, honoring the top players in franchise history. A two-time All-American at Stanford, Wiggin was inducted to the College Football Hall of Fame in 2005. He has bachelor's and master's degrees from Stanford.

A native of Modesto, Calif., Wiggin attended Manteca Union High. He and his wife,Carolynn, have three children and eight grandchildren.

KFAN

SPORTS RADIO - FM 100.3



ON AIR EVERYWHERE
THE NFL'S LARGEST RADIO NETWORK

[WWW.KFAN.COM](http://www.kfan.com)



JORDAN ADDISON



3

WIDE RECEIVER

Ht: 5-11

Wt: 175

DOB: 1-27-02

College: USC

Vikings Season: Rookie **NFL Season:** Rookie

Acquired: D1 '23

2022 GP/GS

0/0

CAREER GP/GS

0/0

PLAYOFF GP/GS

0/0

KEY TRANSACTIONS

- Drafted in the first round (23rd overall) of the 2023 NFL Draft out of USC, becoming the sixth Vikings first-round pick from USC, the most of any school.

OFF THE FIELD

- Son of Keisha Blackman and Rolando Addison.
- Has six brothers and three sisters.

CAREER NOTES

- 10th USC wide receiver drafted in the first round in franchise history, and the first Trojan WR to go in the first round since Nelson Agholor in 2015. He was the ninth WR drafted by the Vikings in the first round.

COLLEGE - PITTSBURGH/USC

- Transferred to USC before the 2022 season, catching 59 passes for 875 yards receiving and eight touchdowns.
- In his two-year career at Pittsburgh (2021-22), he had 160 receptions for 2,259 yards (14.1 average) with 21 touchdowns, plus 75 carries for 114 yards (7.1 avg) and a touchdown, 14 punt returns for 200 yards (14.3 avg), two kickoff returns for 39 yards (19.5 avg) and a tackle.
- As a freshman for the Panthers in 2020, he appeared in 10 games, making eight starts, totaling 60 receptions for 666 yards (11.1 avg) with four touchdowns, all team-high marks.
- Also had nine carries for 58 yards (6.4 avg), two punt returns for 15 yards (7.5 avg), two kickoff returns for 39 yards (19.5 avg) and a tackle. His 6.0 catches per game and 60 receptions were the most nationally by a freshman.

HONORS

- First-Team All-Pac-12 (2022)
- Biletnikoff Award (2021)
- Consensus All-American (2021)
- Associated Press First-Team All-American (2021)
- Football Writers Association of America First-Team All-American (2021)
- Sporting News First-Team All-American (2021)
- Walter Camp First-Team All American (2021)
- All-Atlantic Coast Conference First Team (2021)
- All-Atlantic Coast Conference Third-Team All-Purpose (2021)
- Freshman All-American by The Athletic, Rivals.com and 247Sports.com (2020)
- All-ACC Honorable Mention (2020)
- ACC Rookie of the Year runner-up (2020)

PREP - TUSCARORA

- Rated the nation's No. 21 wide receiver by 247Sports, No. 6 overall prospect in Maryland by 247Sports, No. 12 by ESPN and No. 21 by Rivals.
- Made 2019 Baltimore Touchdown Club "Super 22" and All-Area as a senior wide receiver, quarterback and defensive back at Tuscarora High.
- Hauled in 25 receptions for 544 yards (21.8 avg) and eight touchdowns in 2019.



JUNIOR
AHO



73

DEFENSIVE LINEMAN

Ht: 6-4

DOB: 2-21-99

Vikings Season: Rookie

Acquired: IPP '23

Wt: 272

College: SMU

NFL Season: Rookie

0 GP/GS

0/0

CAREER GP/GS

0/0

PLAYOFF GP/GS

0/0

KEY TRANSACTIONS

- Joined the Vikings through the NFL's International Pathway Program in 2023 as the NFL's only French athlete.

OFF THE FIELD

- Born and raised in Nice, France

COLLEGE - NEW MEXICO MILITARY/SMU

- Played in all 13 games, making one start in 2022. Registered 23 tackles (13 solo), including two sacks for 11 yards. Also added a forced fumble and three pass breakups.
- Saw action in all 12 games in 2021. Registered three tackles (one solo).
- Played in all 10 games, making one start in 2020. Registered 18 tackles (11 solo), 5.5 tackles for loss for 16 yards and a team-high 4.0 sacks for 14 yards. Also had one forced fumble.
- Played in 10 games at New Mexico Military in 2019 and registered 40 tackles, including 5.5 sacks, and two forced fumbles.
- Helped NMML to an appearance in the SWJCFC Championship Game.

HONORS

- Annette Caldwell Simmons School of Education and Human Development Sport Performance Leadership Departmental Distinction (2021)
- American Athletic Conference All-Academic Team (2021)
- American Athletic Conference All-Academic Team (2020)
- SMU Honor Roll (Fall 2020)

PREP - DAUPHINS DE NICE

- Three-star recruit by 247sports.com and two-star by Rivals.com.
- Chose SMU over offers from Nebraska, Minnesota, Louisiana Tech and others.



ALAN
ALI
(uh-LAWN uh-LEE)



66

OFFENSIVE LINEMAN

Ht: 6-4

DOB: 9-11-98

Vikings Season: Rookie

Acquired: UDFA '23

Wt: 301

College: TCU

NFL Season: Rookie

2022 GP/GS

0/0

CAREER GP/GS

0/0

PLAYOFF GP/GS

0/0

KEY TRANSACTIONS

- Joined the Vikings as an undrafted free agent in 2023.

OFF THE FIELD

- Born and raised in Fort Worth, Texas.
- First name is pronounced uh-LAWN.

COLLEGE - SMU/TCU

- Started all 15 games at center in 2022, and played a major role in TCU reaching the College Football Playoff National Championship
- Played 1,017 snaps, ranking fourth in TCU history.
- Played in 10 games for SMU in 2021. Started at three different position over the opening eight games of the season.
- Started all 10 games at center in 2020. Helped the Mustangs to national rankings in red zone offense (92.0%).
- Started all 13 games in 2019, blocking for an offense that ranked seventh nationally in scoring (41.8 points per game).
- Played in 12 games with eight starts his redshirt freshman year.

HONORS

- NFLPA Collegiate Bowl (2023)
- First-Team All-Big 12 (2022)
- Associated Press First-Team All-Big 12 (2022)
- Honorable-Mention Big 12 Offensive Newcomer of the Year (2022)
- Second-Team All-American Athletic Conference (2021)
- American Athletic Conference All-Academic Team (2020)
- American Athletic Conference All-Academic Team (2019)
- American Athletic Conference All-Academic Team (2018)

PREP - TIMBER CREEK

- Three-star recruit per ESPN, 247Sports and Rivals.
- AP Honorable-Mention All-State as a senior.
- First-team All-District 3-6A as a senior.



BRIAN ASAMOAH II

(ah-suh-MOH-ah)

33

LINEBACKER

Ht: 6-0

DOB: 3-29-00

Vikings Season: 2

Acquired: D3 '22

Wt: 226

College: Oklahoma

NFL Season: 2



2022 GP/GS

16/0

CAREER GP/GS

16/0

PLAYOFF GP/GS

1/0

KEY TRANSACTIONS

- Third-round (66th overall) pick out of Oklahoma in the 2022 NFL Draft, becoming the first defensive player the Vikings drafted out of Oklahoma since former linebacker Rufus Alexander (2007, 176th overall).

OFF THE FIELD

- Last name is pronounced “ah-suh-MOH-uh.”
- Goes by B.A.
- Of Ghanaian decent like Vikings General Manager Kwesi Adofo-Mensah.
- Every number he has worn is a division of six. Wore 24 in college.
- Owns a french bulldog named Chrome.
- Has three brothers and one younger sister.
- Graduated in December 2021 with a degree in human relations.

CAREER NOTES

- Had the second-most defensive snaps among the Vikings 2022 draft class (cornerback Akayleb Evans, 159), appearing in 116. He totaled 15 tackles with one forced fumble and a fumble recovery. Also had two special teams tackles.

2022 | MINNESOTA VIKINGS

- Played in 16 contests as a rookie, only missing the season finale.
- Played in his first-career playoff game in the Wild Card Round against the New York Giants (Jan. 15, 2023).
- Played in a career-high 27 defensive snaps against the New York Giants (Dec. 24), forcing a fumble, recovering it and returning it 12 yards.
- Totaled a career-high eight tackles on defense against the Colts (Dec. 17).
- Recorded his first-career defensive tackle at Miami (Oct. 16).
- Appeared in his first-career defensive snaps vs. Chicago (Oct. 9), playing in six snaps defensively.
- Recorded his first-career special teams tackle vs. Detroit (Sept. 25).
- Made his NFL debut vs. Green Bay (Sept. 11) appearing on special teams.

COLLEGE - OKLAHOMA

- Finished his career at Oklahoma playing in 37 games (19 starts), making 179 tackles, 13.0 tackles for loss, 5.0 sacks, one interception returned 29 yards, three forced fumbles and five passes defended.
- Member of three Big 12 championship teams, two College Football Playoff squads and teams that won the 2020 Cotton Bowl and 2021 Alamo Bowl in his four seasons (teams went a combined 44-8).
- A 2021 Butkus Award semifinalist and second-team All-Big 12 selection by league coaches and media.
- Played in 12 of team’s 13 games in 2021, making 10 starts, and posted a squad-high 90 tackles (55 solo), as well as 4.0 tackles for loss and two forced fumbles.
- Registered career highs of 14 tackles and 2.0 tackles for loss while forcing a fumble at Baylor (Nov. 11, 2021) and logged 10 tackles, 1.0 sack and a forced fumble against Iowa State (Nov. 20, 2021).
- Played in all 11 games as a redshirt sophomore in 2020 and made nine starts. Led the team with 66 tackles (34 solo) to go along with 5.5 TFLs, 2.0 sacks, four pass breakups, five quarterback hurries and a forced fumble.
- Recorded his first career interception (returned 29 yards) and seven tackles in the Cotton Bowl win over No. 10 Florida (Dec. 30, 2020).
- Played in 13 of 14 games in 2019 as OU qualified for the College Football Playoff and finished 12-2. He tallied 23 tackles, 3.5 TFLs and 2.0 sacks.
- Redshirted in 2018 (did not play).

HONORS

- Butkus Award Semifinalist (2021)
- First-Team Academic All-Big 12 selection (2021)
- 3x Second-Team Academic All-Big 12 selection - AP, Coaches and Media (2020)

PREP - ST. FRANCIS DE SALES

- Ranked as a three-star recruit by 247Sports, ESPN and Rivals.
- Rated as the No. 29 outside linebacker in the country by ESPN, No. 39 by 247Sports and No. 42 by Rivals.
- No. 19 player in Ohio by 247Sports and No. 22 by Rivals and ESPN.
- Posted 36 tackles, including 8.0 for loss and 1.5 sacks, and two pass breakups as a senior.
- Two-way player who also ran for 1,697 yards and 18 touchdowns on 248 carries and caught two passes for 90 yards and a touchdown in his high school career.
- Also received offers from Michigan, Notre Dame, Penn State and others.

BRIAN ASAMOAH II'S NFL REGULAR SEASON DEFENSIVE STATISTICS

DATE	TEAM	GP	TACKLES							INTERCEPTIONS						O. FUMB				ST				MISC			
			GS	TK	S	A	TFL	YDS	SK	YDS	QBH	NO	YDS	LG	TD	PD	FF	FR	TD	YDS	TK	S	A	FF	FR	S	A
2022	Vikings	16	0	15	9	6	0	0	0.0	0.0	0	0	0	0	0	0	1	1	0	12	2	2	0	0	0	0	0
NFL TOTALS		16	0	15	9	6	0	0	0.0	0.0	0	0	0	0	0	1	1	0	12	2	2	0	0	0	0	0	

SINGLE-GAME HIGHS: DEFENSIVE

Total Tackles	8 vs. IND, Dec 17, 2022	Fumble Recoveries	1 vs. NYG, Dec 24, 2022
Solo Tackles	4 vs. IND, Dec 17, 2022	Special Teams Tackles	1 at GB, Jan 01, 2023
Forced Fumbles	1 vs. NYG, Dec 24, 2022		...1 more at 1.
		Longest Opp Fumble Return	12 vs. NYG, Dec 24, 2022

2022 GAME-BY-GAME REGULAR-SEASON STATISTICS (VIKINGS)

DATE	OPPONENT	P/S	TACKLES							INTERCEPTIONS						O. FUMB				ST				MISC				
			TK	S	A	SK	YDS	TFL	YDS	QBH	NO	YDS	LG	TD	PD	FF	FR	TD	YDS	TK	S	A	FF	FR	S	A	W/L	SCORE
09/11	Packers	P	0	0	0	0.0	0.0	0	0	0	0	0	0	0	0	0	0	0	0	0	0	0	0	0	0	0	W	23-7
09/19	at Eagles	P	0	0	0	0.0	0.0	0	0	0	0	0	0	0	0	0	0	0	0	0	0	0	0	0	0	L	7-24	
09/25	Lions	P	0	0	0	0.0	0.0	0	0	0	0	0	0	0	0	0	0	0	1	1	0	0	0	0	0	W	28-24	
10/02	at Saints	P	0	0	0	0.0	0.0	0	0	0	0	0	0	0	0	0	0	0	0	0	0	0	0	0	0	W	28-25	
10/09	Bears	P	0	0	0	0.0	0.0	0	0	0	0	0	0	0	0	0	0	0	0	0	0	0	0	0	0	W	29-22	
10/16	at Dolphins	P	1	1	0	0.0	0.0	0	0	0	0	0	0	0	0	0	0	0	0	0	0	0	0	0	0	W	24-16	
10/30	Cardinals	P	0	0	0	0.0	0.0	0	0	0	0	0	0	0	0	0	0	0	0	0	0	0	0	0	0	W	34-26	
11/06	at Commanders	P	0	0	0	0.0	0.0	0	0	0	0	0	0	0	0	0	0	0	0	0	0	0	0	0	0	W	20-17	
11/13	at Bills	P	0	0	0	0.0	0.0	0	0	0	0	0	0	0	0	0	0	0	0	0	0	0	0	0	0	W	33-30+	
11/20	Cowboys	P	1	0	1	0.0	0.0	0	0	0	0	0	0	0	0	0	0	0	0	0	0	0	0	0	0	L	3-40	
11/24	Patriots	P	0	0	0	0.0	0.0	0	0	0	0	0	0	0	0	0	0	0	0	0	0	0	0	0	0	W	33-26	
12/04	Jets	P	0	0	0	0.0	0.0	0	0	0	0	0	0	0	0	0	0	0	0	0	0	0	0	0	0	W	27-22	
12/11	at Lions	P	0	0	0	0.0	0.0	0	0	0	0	0	0	0	0	0	0	0	0	0	0	0	0	0	0	L	23-34	
12/17	Colts	P	8	4	4	0.0	0.0	0	0	0	0	0	0	0	0	0	0	0	0	0	0	0	0	0	0	W	39-36+	
12/24	Giants	P	1	1	0	0.0	0.0	0	0	0	0	0	0	0	0	1	1	0	12	0	0	0	0	0	0	W	27-24	
01/01	at Packers	P	4	3	1	0.0	0.0	0	0	0	0	0	0	0	0	0	0	0	0	1	1	0	0	0	0	L	17-41	
01/08	at Bears		ON INACTIVE LIST																				W	29-13				
2022 TOTALS		16-0	15	9	6	0.0	0.0	0	0	0	0	0	0	0	0	1	1	0	12	2	2	0	0	0	0	0	13-4	

+ - Overtime



CALVIN AVERY



69

DEFENSIVE LINEMAN

Ht: 6-1

DOB: 9-4-99

Vikings Season: Rookie

Acquired: UDFA '23

Wt: 343

College: Illinois

NFL Season: Rookie

2022 GP/GS

0/0

CAREER GP/GS

0/0

PLAYOFF GP/GS

0/0

KEY TRANSACTIONS

- Joined the Vikings as an undrafted free agent in 2023.

OFF THE FIELD

- Born and raised in Dallas, Texas.
- Majored in sociology.

COLLEGE - ILLINOIS

- Played in all 13 games, making 12 starts at nose tackle. Registered 24 tackles, 2.0 tackles for loss, one pass breakup, two quarterback hurries and one forced fumble.
- Played in 11 games with two starts in 2021. Registered 11 tackles, 1.5 TFLs and one-half sack on the season.
- Saw action in seven games with two starts in 2020. Recorded 14 tackles and 1.0 sack.
- Played in 12 games at defensive tackle in 2019, registering eight tackles, 1.0 TFL and one blocked kick.
- Played all 12 games in 2018 as a freshman. He had 18 tackles, 1.5 TFLs and one blocked kick on the season.

PREP - BISHOP DUNNE

- Four-star recruit by 247Sports, ESPN and Rivals.
- Ranked No. 156 recruit in the nation by Rivals, No. 232 by ESPN and No. 299 by 247Sports.
- Ranked No. 9 defensive tackle in the nation by Rivals, No. 16 by ESPN and No. 23 by 247Sports.
- Verbally committed to Illinois in August 2017.
- Offers included Arizona State, Arkansas, Cal, Colorado, Florida State, Indiana, Missouri, Nebraska, Notre Dame, Oklahoma, Oklahoma State, Oregon State, TCU, Texas, Texas A&M, Texas Tech, USC and Washington.



KALON BARNES

(kay-lin)

27

CORNERBACK

Ht: 6-0

DOB: 12-16-98

Vikings Season: 2

Acquired: FA '22

Wt: 186

College: Baylor

NFL Season: 2



2022 GP/GS

0/0

CAREER GP/GS

0/0

PLAYOFF GP/GS

1/0

KEY TRANSACTIONS

- Originally selected by the Carolina Panthers in the seventh round (242nd overall) of the 2022 NFL Draft. Signed to the Dolphins practice squad on Sept. 1, 2022.

OFF THE FIELD

- Nickname is "Boogie."
- Moved to cornerback from wide receiver during fall camp in 2018.
- Previous member of the Baylor track and field team.
- Majored in health, kinesiology and leisure studies.

CAREER NOTES

2022 | CAROLINA/MIAMI/MINNESOTA

- Signed to the Vikings 53-man roster, Dec. 14.
- Spent training camp with the Panthers before signing to the Dolphins' practice squad.

COLLEGE - BAYLOR

- Appeared in 41 games, making 15 starts, at Baylor (2018-21), posting 69 tackles (53 solo), 17 passes defended, 3.0 tackles for loss, three interceptions, 1.0 sack and one forced fumble.
- In 2021 as a senior, started 10 games at cornerback and recorded 23 tackles, five pass breakups, an INT and a fumble recovery on the season.
- As a junior in 2020, played in six games, including five starts at the cornerback position and tallied 13 tackles, including 2.0 TFLs, three pass breakups and an INT on the season.
- In 2019 as a sophomore, appeared in all 14 games on the year, finishing with 22 total tackles (eight solo), one forced fumble, one INT and five PBU's.
- In 2018 as a freshman, appeared in 11 of 12 games.

PREP - SILSBEE

- Helped his team to 7-5 record in 2017 and recorded 600 receiving yards, nine touchdowns, four return TDs and four INTs on defense.
- Dave Campbell's Texas Football Texas Top 300.
- Four-star prospect according to ESPN.
- Ranked as the No. 52 wide receiver nationally.



ABRAHAM BEAUPLAN



39

LINEBACKER

Ht: 6-2

DOB: 2-3-00

Vikings Season: Rookie

Acquired: UDFA '23

Wt: 235

College: Marshall

NFL Season: Rookie

2022 GP/GS

0/0

CAREER GP/GS

0/0

PLAYOFF GP/GS

0/0

KEY TRANSACTIONS

- Joined the Vikings as an undrafted free agent in 2023.

OFF THE FIELD

- Born and raised in Boynton Beach, Fla.

COLLEGE - NAVARRO JC/MARSHALL

- In 2021, racked up 110 tackles, 11 tackles for loss, 2.5 sacks and a forced fumble.
- During his first season at Marshall in 2020, had 5.5 tackles for loss and forced three fumbles.
- Prior to Marshall, played at Navarro Junior College.
- Navarro's leading tackler in 2022 with 133 stops, 10.5 tackles for loss, 3.5 sacks, four forced fumbles, two fumble recoveries and one pass breakup.
- Saw action in nine games as a freshman for Navarro, where he amassed 43 tackles, a sack and forced fumble.
- Played both outside and middle linebacker at Navarro, where he ran a time of 4.59 in the 40-yard dash.

PREP - BOYNTON BEACH HIGH SCHOOL

- Rated a three-star prospect by Rivals.com and 247Sports.com out of Boynton Beach High School.
- Offered by Georgia Tech, Indiana, Pittsburgh, Florida Atlantic, Middle Tennessee, UMass and Bethune-Cookman.



ROSS BLACKLOCK



96

DEFENSIVE LINEMAN

Ht: 6-5

DOB: 7-9-98

Vikings Season: 2

Acquired: T (HOU) '22

Wt: 307

College: TCU

NFL Season: 4

2022 GP/GS

11/0

CAREER GP/GS

40/3

PLAYOFF GP/GS

0/0

KEY TRANSACTIONS

- Selected by the Houston Texans in the second round (40th overall) of the 2020 NFL Draft.
- Acquired by the Vikings via trade on Aug. 30, 2022.

OFF THE FIELD

- Son of Jimmy and Lisa Blacklock.
- His father, Jimmy, played for and later served as a coach for the Harlem Globetrotters.
- Teammates with Vikings guard/center Austin Schlottmann and wide receiver Jalen Reagor while at TCU.

CAREER NOTES

- Appeared in 40 career games with three starts through his first three seasons, playing in 11 games with the Vikings after being acquired via trade just before the start of the 2022 season.

2022 | MINNESOTA VIKINGS

- Appeared in 11 games in his first season with the Vikings, totaling two tackles and 1.0 sack.
- Recorded his first sack as a Viking at New England (Nov. 28).
- Played in a season-high 19 defensive snaps at Miami (Oct. 16) and against Arizona (Oct. 30).
- Made his Vikings debut against Green Bay (Sept. 11), appearing in 10 snaps defensively.

2021 | HOUSTON TEXANS

- Played in 14 games, starting two, and tallied career highs in tackles (22 total, 14 solo), tackles for loss (two), sacks (2.0), quarterback hits (six), pass defended (two) and recorded his first-career forced fumble.
- Posted a career-high two quarterback hits in addition to one solo tackle against Tennessee (Jan. 9, 2022).
- Logged a season-high four tackles (three solo) as well as one quarterback hit against Seattle (Dec. 12).
- Made his first start of the season and logged one solo tackle and one pass defended against the L.A. Chargers (Dec. 26).
- Finished with four tackles (two solo), 1.0 sack, one quarterback hit and 2.0 TFLs at Tennessee (Nov. 21). Sacked QB Ryan Tannehill for a loss of five yards in the fourth quarter.
- Recorded his first NFL sack and forced fumble on quarterback Sam Darnold in Week 3 against Carolina (Sept. 23).

2020 | HOUSTON TEXANS

- Saw action in 15 games, making one start, as a rookie and logged 14 total tackles (10 solo), one tackle for loss and two quarterback hits.
- Started his first career game in Week 17 against Tennessee (Jan. 3, 2021).
- Recorded a quarterback hit and one tackle in Week 16 against Cincinnati (Dec. 27).
- Notched his first-career quarterback hit in Week 11 against New England (Nov. 22).
- Logged his first-career tackle for loss in Week 6 at Tennessee (Oct. 18).
- Made his NFL debut in Week 1 at Kansas City (Sept. 10).

COLLEGE - TCU

- Spent four seasons (2016-19) at TCU in Fort Worth, Texas, where he played in 26 total games and finished his collegiate career with 67 total tackles (39 solo), 15.5 tackles for loss and 5.5 sacks.
- Started all 12 games as a junior in 2019 and tied for the team lead with 3.5 sacks, while adding 9.0 tackles for loss and a single-season career-high 40 total tackles (25 solo).
- Suffered an injury in preseason camp as a sophomore and was sidelined for the 2018 season.
- Started all 14 games as a redshirt freshman in 2017 and totaled 27 tackles (13 solo), 6.5 tackles for loss and 2.0 sacks. Matched his single-game career high with five stops, including a season-best two tackles for loss in the Valero Alamo Bowl win over Stanford.

- Redshirted his first season on campus in 2016.

HONORS

- First-Team All-Big 12 (2019)
- Associated Press Second-Team All-Big 12 (2019)
- Honorable-Mention Big 12 Defensive Lineman of the Year (2019)
- Football Writers Association of America Freshman All-American (2017)
- Big 12 Co-Defensive Freshman of the Year (2017)

PREP - ELKINS HIGH (TEXAS)

- Attended Elkins High School in Missouri City, Texas where he posted 56 tackles, 10 tackles for loss, 3.0 sacks and 11 quarterback hurries as a senior, earning him an invite to play in the U.S. Army All-American Bowl.
- Rated a four-star defensive tackle by 247Sports.com and ranked the fourth-best defensive tackle in Texas and the 18th-best in the country.

ROSS BLACKLOCK'S NFL REGULAR SEASON DEFENSIVE STATISTICS

DATE	TEAM	GP	TACKLES							INTERCEPTIONS					O. FUMB				ST				MISC				
			GS	TK	S	A	TFL	YDS	SK	YDS	QBH	NO	YDS	LG	TD	PD	FF	FR	TD	YDS	TK	S	A	FF	FR	S	A
2022	Vikings	11	0	2	2	0	2	10	1.0	9.0	1	0	0	0	0	0	0	0	0	0	0	0	0	0	0	0	0
2021	Texans	14	2	22	14	8	2	6	2.0	11.0	6	0	0	0	2	1	0	0	0	0	0	0	0	0	0	0	
2020	Texans	15	1	14	10	4	1	1	0.0	0.0	2	0	0	0	0	0	0	0	0	0	0	0	0	0	0	0	
NFL TOTALS		40	3	38	26	12	5	17	3.0	20.0	9	0	0	0	2	1	0	0	0	0	0	0	0	0	0	0	

SINGLE-GAME HIGHS: DEFENSIVE

Total Tackles	4 vs. SEA, Dec 12, 2021	Passes Defensed	1 vs. LAC, Dec 26, 2021
Solo Tackles	3 vs. SEA, Dec 12, 2021		...1 more at 1.
	...1 more at 3.	Forced Fumbles	1 vs. CAR, Sep 23, 2021
Sacks	1.0 at MIN, Nov 24, 2022	Tackles For Loss	2 at TEN, Nov 21, 2021
	...2 more at 1.0.		

2022 GAME-BY-GAME REGULAR-SEASON STATISTICS (VIKINGS)

DATE	OPPONENT	P/S	TACKLES							INTERCEPTIONS					O. FUMB				ST				MISC					
			TK	S	A	SK	YDS	TFL	YDS	QBH	NO	YDS	LG	TD	PD	FF	FR	TD	YDS	TK	S	A	FF	FR	S	A	W/L	SCORE
09/11	Packers	P	0	0	0	0.0	0.0	0	0	0	0	0	0	0	0	0	0	0	0	0	0	0	0	0	0	0	W	23-7
09/19	at Eagles	P	1	1	0	0.0	0.0	1	1	0	0	0	0	0	0	0	0	0	0	0	0	0	0	0	0	L	7-24	
09/25	Lions	P	0	0	0	0.0	0.0	0	0	0	0	0	0	0	0	0	0	0	0	0	0	0	0	0	W	28-24		
10/02	at Saints	P	0	0	0	0.0	0.0	0	0	0	0	0	0	0	0	0	0	0	0	0	0	0	0	0	W	28-25		
10/09	Bears	P	0	0	0	0.0	0.0	0	0	0	0	0	0	0	0	0	0	0	0	0	0	0	0	0	W	29-22		
10/16	at Dolphins	P	0	0	0	0.0	0.0	0	0	0	0	0	0	0	0	0	0	0	0	0	0	0	0	0	W	24-16		
10/30	Cardinals	P	0	0	0	0.0	0.0	0	0	0	0	0	0	0	0	0	0	0	0	0	0	0	0	0	W	34-26		
11/06	at Commanders	P	0	0	0	0.0	0.0	0	0	0	0	0	0	0	0	0	0	0	0	0	0	0	0	0	W	20-17		
11/13	at Bills	P	0	0	0	0.0	0.0	0	0	0	0	0	0	0	0	0	0	0	0	0	0	0	0	0	W	33-30+		
11/20	Cowboys	P	0	0	0	0.0	0.0	0	0	0	0	0	0	0	0	0	0	0	0	0	0	0	0	0	L	3-40		
11/24	Patriots	P	1	1	0	1.0	9.0	1	9	1	0	0	0	0	0	0	0	0	0	0	0	0	0	0	W	33-26		
12/04	Jets										ON INACTIVE LIST																W	27-22
12/11	at Lions										ON INACTIVE LIST															L	23-34	
12/17	Colts										ON INACTIVE LIST																W	39-36+
12/24	Giants										ON INACTIVE LIST																W	27-24
01/01	at Packers										ON INACTIVE LIST																L	17-41
01/08	at Bears										ON INACTIVE LIST																W	29-13
2022 TOTALS		11-0	2	2	0	1.0	9.0	2	10	1	0	0	0	0	0	0	0	0	0	0	0	0	0	0	0	13-4		

+ - Overtime

2021 GAME-BY-GAME REGULAR-SEASON STATISTICS (TEXANS)

DATE	OPPONENT	P/S	TACKLES							INTERCEPTIONS					O. FUMB				ST				MISC		W/L	SCORE	
			TK	S	A	SK	YDS	TFL	YDS	QBH	NO	YDS	LG	TD	PD	FF	FR	TD	YDS	TK	S	A	FF	FR			S
09/12	Jaguars	P	1	1	0	0.0	0.0	0	0	1	0	0	0	0	0	0	0	0	0	0	0	0	0	0	0	W	37-21
09/19	at Browns	P	2	1	1	0.0	0.0	0	0	0	0	0	0	0	0	0	0	0	0	0	0	0	0	0	L	21-31	
09/23	Panthers	P	2	2	0	1.0	6.0	0	0	1	0	0	0	0	1	0	0	0	0	0	0	0	0	0	L	9-24	
10/03	at Bills		RESERVE/COVID-19																			L	0-40				
10/10	Patriots		RESERVE/COVID-19																			L	22-25				
10/17	at Colts		RESERVE/COVID-19																			L	3-31				
10/24	at Cardinals	P	3	2	1	0.0	0.0	0	0	0	0	0	0	0	0	0	0	0	0	0	0	0	0	0	L	5-31	
10/31	Rams	P	0	0	0	0.0	0.0	0	0	0	0	0	0	0	0	0	0	0	0	0	0	0	0	0	L	22-38	
11/07	at Dolphins	P	1	0	1	0.0	0.0	0	0	0	0	0	0	1	0	0	0	0	0	0	0	0	0	0	L	9-17	
11/21	at Titans	P	3	2	1	1.0	5.0	2	6	1	0	0	0	0	0	0	0	0	0	0	0	0	0	0	W	22-13	
11/28	Jets	P	0	0	0	0.0	0.0	0	0	0	0	0	0	0	0	0	0	0	0	0	0	0	0	0	L	14-21	
12/05	Colts	P	3	2	1	0.0	0.0	0	0	0	0	0	0	0	0	0	0	0	0	0	0	0	0	0	L	0-31	
12/12	Seahawks	P	4	3	1	0.0	0.0	0	0	1	0	0	0	0	0	0	0	0	0	0	0	0	0	0	L	13-33	
12/19	at Jaguars	P	0	0	0	0.0	0.0	0	0	0	0	0	0	0	0	0	0	0	0	0	0	0	0	0	W	30-16	
12/26	Chargers	S	0	0	0	0.0	0.0	0	0	0	0	0	0	1	0	0	0	0	0	0	0	0	0	0	W	41-29	
01/02	at 49ers	S	2	0	2	0.0	0.0	0	0	0	0	0	0	0	0	0	0	0	0	0	0	0	0	0	L	7-23	
01/09	Titans	P	1	1	0	0.0	0.0	0	0	2	0	0	0	0	0	0	0	0	0	0	0	0	0	0	L	25-28	
2021 TOTALS		14-2	22	14	8	2.0	11.0	2	6	6	0	0	0	2	1	0	0	0	0	0	0	0	0	0	4-13		

2020 GAME-BY-GAME REGULAR-SEASON STATISTICS (TEXANS)

DATE	OPPONENT	P/S	TACKLES							INTERCEPTIONS					O. FUMB				ST				MISC		W/L	SCORE
			TK	S	A	SK	YDS	TFL	YDS	QBH	NO	YDS	LG	TD	PD	FF	FR	TD	YDS	TK	S	A	FF	FR		
09/10	at Chiefs	P	0	0	0	0.0	0.0	0	0	0	0	0	0	0	0	0	0	0	0	0	0	0	0	0	L	20-34
09/20	Ravens	P	1	0	1	0.0	0.0	0	0	0	0	0	0	0	0	0	0	0	0	0	0	0	0	0	L	16-33
09/27	at Steelers		ON INACTIVE LIST																			L	21-28			
10/04	Vikings	P	1	0	1	0.0	0.0	0	0	0	0	0	0	0	0	0	0	0	0	0	0	0	0	0	L	23-31
10/11	Jaguars	P	1	1	0	0.0	0.0	0	0	0	0	0	0	0	0	0	0	0	0	0	0	0	0	0	W	30-14
10/18	at Titans	P	1	1	0	0.0	0.0	1	1	0	0	0	0	0	0	0	0	0	0	0	0	0	0	0	L	36-42+
10/25	Packers	P	0	0	0	0.0	0.0	0	0	0	0	0	0	0	0	0	0	0	0	0	0	0	0	0	L	20-35
11/08	at Jaguars	P	1	1	0	0.0	0.0	0	0	0	0	0	0	0	0	0	0	0	0	0	0	0	0	0	W	27-25
11/15	at Browns	P	1	1	0	0.0	0.0	0	0	0	0	0	0	0	0	0	0	0	0	0	0	0	0	0	L	7-10
11/22	Patriots	P	2	2	0	0.0	0.0	0	0	1	0	0	0	0	0	0	0	0	0	0	0	0	0	0	W	27-20
11/26	at Lions	P	2	0	2	0.0	0.0	0	0	0	0	0	0	0	0	0	0	0	0	0	0	0	0	0	W	41-25
12/06	Colts	P	0	0	0	0.0	0.0	0	0	0	0	0	0	0	0	0	0	0	0	0	0	0	0	0	L	20-26
12/13	at Bears	P	0	0	0	0.0	0.0	0	0	0	0	0	0	0	0	0	0	0	0	0	0	0	0	0	L	7-36
12/20	at Colts	P	0	0	0	0.0	0.0	0	0	0	0	0	0	0	0	0	0	0	0	0	0	0	0	0	L	20-27
12/27	Bengals	P	1	1	0	0.0	0.0	0	0	1	0	0	0	0	0	0	0	0	0	0	0	0	0	0	L	31-37
01/03	Titans	S	3	3	0	0.0	0.0	0	0	0	0	0	0	0	0	0	0	0	0	0	0	0	0	0	L	38-41
2020 TOTALS		15-1	14	10	4	0.0	0.0	1	1	2	0	0	0	0	0	0	0	0	0	0	0	0	0	0	4-12	

+ - Overtime



MEKHI BLACKMON

(muh-KYE)



11

CORNERBACK

Ht: 5-11

Wt: 178

DOB: 3-18-99

College: USC

Vikings Season: Rookie **NFL Season:** Rookie

Acquired: D3 '23

2022 GP/GS

0/0

CAREER GP/GS

0/0

PLAYOFF GP/GS

0/0

KEY TRANSACTIONS

- Drafted in the third round (102nd overall) of the 2023 NFL Draft out of USC.

OFF THE FIELD

- Currently working on his master's degree in gerontology at USC.
- Cousin, Nashon Wright, is a cornerback for the Dallas Cowboys.
- Also played basketball in high school.
- Was teammates with Vikings 2023 first-round pick Jordan Addison at USC.

COLLEGE - COLLEGE OF SAN MATEO/COLORADO/USC

- In 2022 at USC, registered 66 total tackles (45 solo), 15 passes defensed, three interceptions, one forced fumble and one fumble recovery.
- Transferred to USC prior to the 2022 season from Colorado.
- In his four-year career at Colorado (2018-21), he had 87 tackles, including three for loss and two sacks, 13 pass breakups, two interceptions and a fumble recovery while appearing in 25 games, including 19 starts.
- Attended College of San Mateo in 2017 and had 20 tackles, an interception, pass breakup and fumble recovery as a freshman.
- During his time at College of San Mateo, the team went 11-2, its winningest record in program history, and advanced to the state championship game.

HONORS

- All-Pac-12 Honorable Mention (2021)
- Pro Football Focus All-Pac-12 Third Team (2021)

PREP - MENLO-ATHERTON

- Made the 2016 San Francisco Chronicle All-Metro Honorable Mention and all-conference as a senior wide receiver and defensive back at Menlo-Atherton High School in Atherton (Calif.).
- In 2016, he had 23 receptions for 620 yards (27.0 avg) with nine touchdowns on offense and six interceptions on defense.



ANDREW BOOTH JR.



23

CORNERBACK

Ht: 6-0

DOB: 9-28-00

Vikings Season: 2

Acquired: D2a '22

Wt: 194

College: Clemson

NFL Season: 2

2022 GP/GS

6/1

CAREER GP/GS

6/1

PLAYOFF GP/GS

0/0

KEY TRANSACTIONS

- Second-round (42nd overall) pick in the 2022 NFL Draft with a selection received from Indianapolis through Washington.
- Placed on injured reserve, Nov. 30, 2022.

OFF THE FIELD

- Majored in communications.
- Got his nickname "Smooov" for his style both on and off the field.
- Diagnosed with Osgood-Schlatter Disease as a child.
- Two-time ACC Honor Roll selection (2019-20).
- Has four sisters and two brothers, including his twin sister, Alicia.
- Played centerfield and rightfield in high school baseball.

CAREER NOTES

- Played in 100 defensive snaps, appearing in six games and making one start, as a rookie before being placed on IR, totaling 11 defensive tackles and one on special teams.

2022 | MINNESOTA VIKINGS

- Finished his rookie season appearing in six games with one start, securing 12 total tackles.
- Started his first-career NFL game against Dallas (Nov. 20) and had a game-high nine tackles.
- Played in his first-career defensive snaps at Buffalo (Nov. 13), recording three tackles in 37 snaps.
- Returned from an injury to play at Miami (Oct. 16), appearing on six special teams snaps.
- Made his NFL debut against Green Bay (Sept. 11), and he was inactive Weeks 2-4 due to injury.

COLLEGE - CLEMSON

- Finished his Clemson career with 75 tackles, including 5.5 for loss, 10 pass breakups, five interceptions, a sack and a fumble recovery (which he returned 21 yards for a touchdown) over 35 career games, including 15 starts, from 2019-21.
- Departed for the NFL Draft after his junior season.
- He and Mario Goodrich swept first-team honors at cornerback, which is half of the first single-school duo to sweep both First-Team All-ACC cornerback honors since 1997 in 2021.
- Nabbed team defensive player of the game honors after compiling two interceptions and a pass breakup at South Carolina in 2021, joining Marion Reeves (1971) and Willie Underwood (1980) as the only Clemson players with multiple interceptions in a game during the rivalry's history.
- Credited with 30 tackles, four pass breakups, two interceptions, a sack and a 21-yard fumble returned for a touchdown over 11 games (four starts) in 2020.
- Recorded six tackles and a pass breakup in 65 defensive snaps over 13 games in 2019. Also played on special teams in two games.

HONORS

- First-Team All-ACC (2021)
- Associated Press First-Team All-Conference (2021)
- Pro Football Focus First-Team All-Conference (2021)
- Phil Steele First-Team All-Conference (2021)
- Finalist for Blanchard-Rogers Trophy (2021), presented to the top college player either in or from the state of South Carolina.
- AP Second-Team All-ACC (2020)
- PFF Second-Team All-ACC (2020)
- All-ACC Academic Team (2020)
- ACC Defensive Back of the Week against Virginia (2020)

PREP - ARCHER

- Five-star cornerback who was ranked among the top-50 players in the nation by every service.
- Ranked as the No. 8 overall player in the nation by Rivals.com, the highest-ranked Clemson signee in that class.
- Three-year starter at Archer High School, notching 162 tackles, including 131 solo, 44 passes defended, 22 receptions for 557 yards and four touchdowns, 13 interceptions, four forced fumbles and a blocked field goal.
- As a senior in 2018, was the region specialist of the year, a team captain and county defensive back of the year.
- Selected to play in the 2018 Under Armour All-America game.
- Committed to Clemson, July 30, 2018.

ANDREW BOOTH JR.'S NFL REGULAR SEASON DEFENSIVE STATISTICS

DATE	TEAM	GP	TACKLES							INTERCEPTIONS						O. FUMB				ST				MISC			
			GS	TK	S	A	TFL	YDS	SK	YDS	QBH	NO	YDS	LG	TD	PD	FF	FR	TD	YDS	TK	S	A	FF	FR	S	A
2022	Vikings	6	1	11	11	0	0	0	0.0	0.0	0	0	0	0	0	0	0	0	0	0	1	1	0	0	0	0	0
NFL TOTALS		6	1	11	11	0	0	0	0.0	0.0	0	0	0	0	0	0	0	0	0	0	1	1	0	0	0	0	

SINGLE-GAME HIGHS: DEFENSIVE

Total Tackles
Solo Tackles

9 vs. DAL, Nov 20, 2022
9 vs. DAL, Nov 20, 2022

Special Teams Tackles

1 at BUF, Nov 13, 2022

2022 GAME-BY-GAME REGULAR-SEASON STATISTICS (VIKINGS)

DATE	OPPONENT	P/S	TACKLES							INTERCEPTIONS						O. FUMB				ST				MISC				
			TK	S	A	SK	YDS	TFL	YDS	QBH	NO	YDS	LG	TD	PD	FF	FR	TD	YDS	TK	S	A	FF	FR	S	A	W/L	SCORE
09/11	Packers	P	0	0	0	0.0	0.0	0	0	0	0	0	0	0	0	0	0	0	0	0	0	0	0	0	0	0	W	23-7
09/19	at Eagles																									L	7-24	
09/25	Lions																									W	28-24	
10/02	at Saints																									W	28-25	
10/09	Bears																									W	29-22	
10/16	at Dolphins	P	0	0	0	0.0	0.0	0	0	0	0	0	0	0	0	0	0	0	0	0	0	0	0	0	0	0	W	24-16
10/30	Cardinals	P	0	0	0	0.0	0.0	0	0	0	0	0	0	0	0	0	0	0	0	0	0	0	0	0	0	0	W	34-26
11/06	at Commanders	P	0	0	0	0.0	0.0	0	0	0	0	0	0	0	0	0	0	0	0	0	0	0	0	0	0	0	W	20-17
11/13	at Bills	P	2	2	0	0.0	0.0	0	0	0	0	0	0	0	0	0	0	0	0	1	1	0	0	0	0	0	W	33-30+
11/20	Cowboys	S	9	9	0	0.0	0.0	0	0	0	0	0	0	0	0	0	0	0	0	0	0	0	0	0	0	0	L	3-40
11/24	Patriots																									W	33-26	
12/04	Jets																									W	27-22	
12/11	at Lions																									L	23-34	
12/17	Colts																									W	39-36+	
12/24	Giants																									W	27-24	
01/01	at Packers																									L	17-41	
01/08	at Bears																									W	29-13	
2022 TOTALS		6-1	11	11	0	0.0	0.0	0	0	0	0	0	0	0	0	0	0	0	0	1	1	0	0	0	0	0	13-4	

+ - Overtime



GARRETT BRADBURY



56

CENTER

Ht: 6-3

DOB: 6-20-95

Vikings Season: 5

Acquired: D1'19

Wt: 300

College: N.C. State

NFL Season: 5

2022 GP/GS

12/12

CAREER GP/GS

57/57

PLAYOFF GP/GS

3/3

KEY TRANSACTIONS

- Selected in the first round (No. 18 overall) in the 2019 NFL Draft.

OFF THE FIELD

- In November 2019, helped give away 250 turkeys with other offensive linemen at The Salvation Army-Citadel Worship and Service Center in St. Paul.
- Earned degree in business supply operations management in 2017 and played the 2018 season as a graduate student.
- Father, Tim, played football at Eastern Washington and Montana State.
- Married wife, Carson, in spring 2021.

CAREER NOTES

- Started all 57 games in which he appeared for through his first four seasons in the NFL.
- Named the Vikings 2019 Rookie of the Year as part of annual Minnesota Football Honors program.
- The third N.C. State player selected in the first round by the Vikings, joining RB Ted Brown in 1979 (16th overall) and CB Dewayne Washington in 1994 (18th overall).

2022 - Minnesota Vikings

- Started all 12 games at C on the season, missing only two offensive snaps all season before missing the rest of the regular season.
- Started in the Wild Card matchup vs. New York Giants (1/15/23), his third career playoff game and start.
- Blocked for Kirk Cousins who set a team record for passing attempts (698) and totaling the second-most completions (424) and passing yards (4,547) in club history.
- Paved the way for Dalvin Cook to secure his fourth 1,000-yard rushing season, tying him for the second-most in team history with Robert Smith, trailing only Adrian Peterson (7).

2021 - Minnesota Vikings

- Started all 13 games, all at center, in which he appeared on the season.
- Caught his second career pass, a 21-yard reception on a deflected pass at Green Bay (1/2/22).
- Started at Detroit (12/5), vs. Pittsburgh (12/9), at Chicago (12/20) and vs. LA Rams (12/26).
- Dressed but did not play vs. Green Bay (11/21) and at San Francisco (11/28), his first games active after coming off the COVID-19 list.
- Remained on Reserve/COVID-19 for game at LA Chargers (11/14).
- Placed on Reserve/COVID-19 for game at Baltimore (11/7) on 11/4, the first game or start he missed in his NFL career.
- Started at Carolina (10/17), his first NFL game in his hometown of Charlotte, and helped offense to a 100+ yard RB (Dalvin Cook, 140), WR (Adam Thielen, 126) and 300+ yard QB (Kirk Cousins, 373) in an OT win.
- Started vs. Detroit (10/10) and helped RB Alexander Mattison to a new career-high with 113 yards on the ground in the win.
- Started vs. Seattle (9/26), opening the way for Mattison to match his career-best with 112 yards rushing and helping team win first game of the season.
- Started at Arizona (9/19), helping RB Dalvin Cook to 131 yards rushing and part of a line that only allowed 1.0 sack.
- Started Week 1 at Cincinnati (9/12).

2020 - Minnesota Vikings

- Started all 16 games as the Vikings offense totaled the seventh-most rushing yards (2,283) and the second-most scrimmage yards (6,548) in team history.
- Vikings ranked fourth in NFL total offense, a 12-spot jump from 2019, and scored 55 offensive TDs, the second-best mark in team history behind the 1998 squad.
- Helped RB Dalvin Cook rush for 1,557 yards, the third-best mark in Vikings history and the second-most in the NFL for the year.

- Cook had 16 rushing TDs, the second-best season mark in Vikings history, and earned a second-straight Pro Bowl berth.
- Cook tied a team record in win at Green Bay (11/1) by scoring four TDs in a game (three rushing, one receiving), only the third time in Vikings history the feat has been accomplished, and tied the team record with three rushing TDs in a game.
- Helped WR Justin Jefferson re-write the NFL and team rookie record book with an NFL post-merger record 1,400 yards receiving and a team-record 88 catches en route to Second-Team *Associated Press* All-Pro honors and a Pro Bowl berth.
- Protected QB Kirk Cousins as he threw for a career-high 35 TD passes and a 105.0 passer rating, the second-most touchdown passes in a season by a Vikings QB and the first time in team history a QB had consecutive seasons with a 100+ passer rating.
- The unit paved the way for 382 total yards of offense, two rushing touchdowns by Cook and three successful 2-point conversions vs. Green Bay (9/13).
- Helped Minnesota to 410 net yards of offense as the Vikings had a pair of 100-yard receivers and a 100-yard rusher at Houston (10/4) for the first time since 2000.
- Line allowed just one sack while the offense posted 487 net yards and Cook rushed for 206 yards, including a 70-yard rushing TD in win vs. Detroit (11/8).
- Paved the way for the offense as Minnesota became the second team in NFL history to have four different receivers with seven-plus catches and 60 or more yards in the same game vs. Carolina (11/29).

2019 - Minnesota Vikings

- Became the first player in Vikings history to start 16 games at center as a rookie. Only the second player in franchise history to start every regular-season game at center as a rookie, as Mick Tingelhoff started all 14 games as a rookie C in 1962.
- Minnesota allowed zero sacks in five total games, tying a franchise record. The Vikings allowed 1.0 sack or fewer in 11 games in 2019, a new single-season franchise record.
- Became just the third rookie center in Vikings history to start a Week 1 game by doing so in his NFL debut vs. Atlanta (9/8). Was also part of a line that did not give up a sack on the day.
- Started at center as the offensive line blocked for Dalvin Cook's career-high 154 rushing yards at Green Bay (9/15).
- Started at center as Minnesota put up 490 yards of offense at NY Giants (10/6).
- Started at center vs. Philadelphia (10/13) as the Vikings offense scored 38 points.
- Started at center at Detroit (10/20) as Minnesota posted 503 total yards of offense, the most since 558 total yards vs. Atlanta on 9/28/14, and scored 42 points, the most in a game since Minnesota scored 49 points vs. the New York Giants on 12/27/15.
- Started at center vs. Washington (10/24) as the Vikings offense was not forced to punt for the first time since the 2004 season.
- Started in 27-23 Vikings win vs. Denver (11/17) as Minnesota scored 27 second-half points after being down 20-0 at half.
- Caught a tipped pass to record the first reception of his career vs. Detroit (12/8).
- Started at center in the Wild Card win at New Orleans (1/5/20), his NFL postseason debut.
- Started and had his second career catch in the Divisional game vs. San Francisco (1/11/20), gaining two yards off a deflected pass. The play made him the first Vikings offensive lineman with a postseason reception since Ed White vs. Dallas (12/25/71).

COLLEGE - NC STATE

- Started the final 39-straight games of his career, appearing in a total of 48 for the Wolfpack.
- Capped his college career by earning the Rimington Trophy, presented to the nation's top center, and he was a semifinalist for the Outland Trophy as a senior, the only center among the semifinalists.
- Served as a team captain as a senior and paved the way for the Wolfpack to have a 1,000-yard rusher (1,091 by Reggie Gallaspy), 3,000-yard passer (3,928 by Ryan Finley) and a pair of 1,000-yard receivers (1,186 by Kelvin Harmon and 1,047 by Jakobi Meyers).
- During junior campaign, Wolfpack running back Nyheim Hines broke the 1,000-yard mark (1,113), Harmon had 1,017 yards receiving and Finley threw for 3,514 yards.
- The team went 9-4 as a junior and as a senior, ending season ranked No. 23 in 2017 following a win over Arizona State in the Sun Bowl.
- During his final three seasons, Bradbury blocked for three different 1,000-yard rushers and protected Finley as the quarterback broke the 3,000-yard mark each year.
- Made transition from tight end to offensive lineman as a redshirt freshman in 2015.
- Redshirted as a tight end during his first season in 2014.

HONORS

- Rimington Trophy (2018)
- Outland Trophy Semifinalist (2018)
- Consensus All-American (2018)
- First-Team All-ACC (2018)
- CoSIDA Academic All-District (2018)
- First-Team All-ACC, Media (2017)
- Honorable Mention All-ACC, Coaches (2017)
- 4x Academic All-ACC

PREP - CHARLOTTE CENTRAL

- Led Charlotte Christian to North Carolina Independent Schools Athletic Association state titles in 2012 and 2013 as a junior and senior.
- Standout TE and DE.
- Hauled in 12 receiving TDs as a prep, six of those as a senior.
- Ranked as No. 58 TE in nation by Scout.com and No. 54 by ESPN.
- Standout baseball catcher.



BLAKE BRANDEL



64

TACKLE

Ht: 6-7

DOB: 1-23-97

Vikings Season: 3

Acquired: D6a '20

Wt: 315

College: Oregon State

NFL Season: 3

2022 GP/GS

9/3

CAREER GP/GS

22/3

PLAYOFF GP/GS

1/0

KEY TRANSACTIONS

- Selected in the sixth round (203rd overall) in the 2020 NFL Draft on 4/25/20.
- Signed Reserve/Future contact with the Minnesota Vikings on 1/4/21.
- Waived by the Minnesota Vikings on 9/25/2021.
- Added to the Minnesota Vikings practice squad on 9/28/21.
- Signed to the Minnesota Vikings active roster on 10/18/21.
- Elevated to the Minnesota Vikings active roster on 12/9/21.
- Placed on IR on 12/14/22.
- Activated from IR on 1/14/23.

OFF THE FIELD

- Graduated with degree in business entrepreneurship, earning Honorable Mention Academic All-Pac-12 in 2016, 2017 and 2018.
- Father, Scott, played college football at Lewis & Clark College, a Division III school in Portland.
- Married wife, Natalie, in spring 2021.

CAREER NOTES

- Has appeared in 22 games with three starts since joining the Vikings as a sixth-round selection (203rd overall) in 2020, with all three starts coming at LT during the 2022 season. Played in lone career playoff game in 2022.

2022 - Minnesota Vikings

- Played in nine contests with three starts (all at LT) in 2022, playing in a career-high 275 offensive snaps.
- Placed on IR on 12/14 and was activated prior to the team's Wild Card matchup vs. New York Giants.
- Started at LT, his first career start, vs. New England (11/24), a contest played on Thanksgiving.
- Replaced Christian Darrisaw at LT after he left with an injury at Buffalo (11/13) and vs. Dallas (11/20).
- Played on special teams at Miami (10/16) and vs. Arizona (10/30).
- Made season debut in Week 1 vs. Green Bay (9/11), appearing on one offensive snap.
- Was active but did not play Weeks 2-5.

2021 - Minnesota Vikings

- Appeared in 13 games in 2021, playing in 65 snaps on offense, mostly as an extra eligible OL.
- Played in a career-high 17 offensive snaps, subbing in as an extra OL vs. Pittsburgh (12/9).
- Filled in at RG for injured Olisaemeka Udoh briefly in first half at Baltimore (11/7).
- Played on special teams and in extra-lineman offensive packages vs. Dallas, at Baltimore, at LA Chargers, vs. Green Bay and at San Francisco.
- Signed to 53-man roster from Vikings practice squad on 10/18.
- Released from 53-man roster prior to game vs. Seattle (9/26) but signed back to practice squad on 9/27.
- Played at Arizona (9/19).
- Appeared in his first career game at Cincinnati (9/12) playing in two snaps on offense and four on special teams.

2020 - Minnesota Vikings

- Joined Vikings practice squad on 9/6 and spent entire rookie season there.
- Drafted by Vikings in sixth round (203rd overall), the 10th of a team-record 15 players drafted.

COLLEGE - OREGON STATE

- A Second-Team All-Pac-12 in 2019 by coaches and the AP.
- Team captain as a senior; earned a 93.1 pass-blocking grade (the best in the nation) from Pro Football Focus.

- Helped Beavers RBs break the 100-yard rushing mark seven times during the 2019 season and allowed only one sack himself.
- Started all 12 games at LT in 2018 and helped RB Jermar Jefferson break the 1,000-yard mark, becoming the first Beavers back to do so since 2010.
- Freshman season in 2016 was best record he posted with Beavers, going 4-8, including a win over cross-state rival Ducks.

PREP - CATHOLIC CENTRAL (OR)

- Ranked as Oregon's No. 3 prospect at Catholic Central in Portland.
- Helped team to consecutive 6A state titles and earned 6A All-State as a junior and senior.
- Played basketball in high school.



JONATHAN BULLARD



93

DEFENSIVE LINEMAN

Ht: 6-3

DOB: 10-22-93

Vikings Season: 2

Acquired: FA '22

Wt: 290

College: Florida

NFL Season: 8

2022 GP/GS

12/7

CAREER GP/GS

82/22

PLAYOFF GP/GS

2/0

KEY TRANSACTIONS

- Signed by Chicago to a four-year contract on 6/6/16 after being drafted by the Bears in the third round.
- Waived by Chicago on 8/31/19.
- Acquired off waivers by Arizona on 9/1/19.
- Placed on IR by Arizona on 12/5/19.
- Signed by Seattle on 10/7/20.
- Placed on Reserve/COVID-19 by Seattle on 1/11/21.
- Activated from Reserve/COVID-19 by Seattle on 1/21/21.
- Signed by Atlanta on 4/1/21.
- Signed by the Minnesota Vikings on 6/2/22.
- Placed on IR on 12/10/22.
- Activated from IR on 1/7/23.

OFF THE FIELD

- Was coached by Vikings Defensive Line Coach Chris Rumph while at Florida in 2015, his final collegiate season.

CAREER NOTES

2022 - Minnesota Vikings

- Played in 12 games with seven starts in his first season with the Vikings, totaling 23 tackles and a career-high five tackles for loss.
- Placed on IR on 12/10 and activated prior to the Week 18 finale.
- Had a season-high four tackles and a career-high three tackles for loss at Buffalo (11/13).
- Was inactive in Week 8 vs. Arizona (10/30).
- Had a season-high four tackles and one tackle for loss vs. Detroit (9/26).
- Made Vikings debut in Week 1 vs. Green Bay (9/11), playing in 29 snaps on defense, totaling one tackle.

2021 - Atlanta Falcons

- Played in nine games for Atlanta, posting 21 tackles, one quarterback hit and one pass defended.

2020 - Seattle Seahawks

- Appeared in six games for Seattle in 2020, posting eight tackles.

2019 - Arizona Cardinals

- Played in nine games with six starts for the Cardinals.
- Tallied a career-high 1.5 sacks and seven quarterback hits.

2018 - Chicago Bears

- Appeared in 16 games (one start), recording 18 tackles, three tackles for loss and two passes defended.
- Appeared in one playoff game as a reserve.

2017 - Chicago Bears

- Appeared in 16 games (three starts).
- Posted a career-high in tackles (26), solo tackles (18) and forced fumbles (1).

2016 - Chicago Bears

- Appeared in 14 games (one start) during his rookie season.

COLLEGE - ARKANSAS

- Named a semifinalist for the Chuck Bednarik Award.
- Named a First Team All-American by CBSSports.com and Pro Football Focus and Second Team by Sporting News.
- Voted a captain by his teammates for the 2015 season.
- Totaled 66 tackles and tied for the team lead with 6.5 sacks in 2015.

JONATHAN BULLARD'S NFL REGULAR SEASON DEFENSIVE STATISTICS

DATE	TEAM	GP	GS	TACKLES							INTERCEPTIONS						O. FUMB				ST				MISC						
				TK	S	A	TFL	YDS	SK	YDS	QBH	NO	YDS	LG	TD	PD	FF	FR	TD	YDS	TK	S	A	FF	FR	S	A				
2022	Vikings	12	7	23	17	6	5	10	0.0	0.0	1	0	0	0	0	0	0	0	0	0	0	0	0	0	0	0	0	0	0	0	0
2021	Falcons	9	4	21	8	13	0	0	0.0	0.0	1	0	0	0	0	1	0	0	0	0	0	0	0	0	0	0	0	0	0	0	
2020	Seahawks	6	0	8	2	6	0	0	0.0	0.0	2	0	0	0	0	0	0	0	0	0	0	0	0	0	0	0	0	0	0	0	
Went from Arizona to Seattle .																															
2020	Cardinals	0	0	0	0	0	0	0	0.0	0.0	0	0	0	0	0	0	0	0	0	0	0	0	0	0	0	0	0	0	0	0	
2020	TOTAL	6	0	8	2	6	0	0	0.0	0.0	2	0	0	0	0	0	0	0	0	0	0	0	0	0	0	0	0	0	0	0	
2019	Cardinals	9	6	22	14	8	4	9	1.5	10.0	7	0	0	0	0	0	0	0	0	0	0	0	0	0	0	0	0	0	0	0	
2018	Bears	16	1	18	13	5	3	15	0.0	0.0	1	0	0	0	0	2	0	0	0	0	0	0	0	0	0	0	0	0	0	0	
2017	Bears	16	3	26	18	8	2	6	1.0	4.0	2	0	0	0	0	2	1	0	0	0	0	0	0	0	0	0	0	0	0	0	
2016	Bears	14	1	18	15	3	4	12	1.0	3.0	2	0	0	0	0	0	0	0	0	0	0	0	0	0	0	0	0	0	0	0	
NFL TOTALS		82	22	136	87	49	18	52	3.5	17.0	16	0	0	0	0	5	1	0	0	0	0	0	0	0	0	0	0	0	0	0	

JONATHAN BULLARD'S NFL POSTSEASON DEFENSIVE STATISTICS

DATE	TEAM	GP	GS	TACKLES							INTERCEPTIONS						O. FUMB				ST				MISC					
				TK	S	A	TFL	YDS	SK	YDS	QBH	NO	YDS	LG	TD	PD	FF	FR	TD	YDS	TK	S	A	FF	FR	S	A			
2022	Vikings	1	0	1	1	0	1	2	1.0	2.0	1	0	0	0	0	0	0	0	0	0	0	0	0	0	0	0	0	0	0	0
2018	Bears	1	0	0	0	0	0	0	0.0	0.0	0	0	0	0	0	0	0	0	0	0	0	0	0	0	0	0	0	0	0	0
NFL TOTALS		2	0	1	1	0	1	2	1.0	2.0	1	0	0	0	0	0	0	0	0	0	0	0	0	0	0	0	0	0	0	0

SINGLE-GAME HIGHS: DEFENSIVE

Total Tackles	8 at CIN, Oct 06, 2019	Passes Defensed	1 vs. PHI, Sep 12, 2021
Solo Tackles	6 at CIN, Oct 06, 2019		...4 more at 1.
Sacks	1.0 vs. SEA, Sep 29, 2019	Forced Fumbles	1 at NO, Oct 29, 2017
	...2 more at 1.0.	Tackles For Loss	3 at BUF, Nov 13, 2022

SINGLE-GAME HIGHS - POSTSEASON: DEFENSIVE

Total Tackles	1 vs. NYG, Jan 15, 2023	Sacks	1.0 vs. NYG, Jan 15, 2023
Solo Tackles	1 vs. NYG, Jan 15, 2023	Tackles For Loss	1 vs. NYG, Jan 15, 2023

2022 GAME-BY-GAME REGULAR-SEASON STATISTICS (VIKINGS)

DATE	OPPONENT	P/S	TACKLES							INTERCEPTIONS					O. FUMB				ST				MISC		W/L	SCORE	
			TK	S	A	SK	YDS	TFL	YDS	QBH	NO	YDS	LG	TD	PD	FF	FR	TD	YDS	TK	S	A	FF	FR			S
09/11	Packers	S	1	0	1	0.0	0.0	0	0	0	0	0	0	0	0	0	0	0	0	0	0	0	0	0	0	W	23-7
09/19	at Eagles	P	3	3	0	0.0	0.0	0	0	0	0	0	0	0	0	0	0	0	0	0	0	0	0	0	0	L	7-24
09/25	Lions	P	4	4	0	0.0	0.0	1	4	0	0	0	0	0	0	0	0	0	0	0	0	0	0	0	W	28-24	
10/02	at Saints	S	1	1	0	0.0	0.0	0	0	0	0	0	0	0	0	0	0	0	0	0	0	0	0	0	W	28-25	
10/09	Bears	P	1	0	1	0.0	0.0	0	0	0	0	0	0	0	0	0	0	0	0	0	0	0	0	0	W	29-22	
10/16	at Dolphins	S	1	0	1	0.0	0.0	0	0	1	0	0	0	0	0	0	0	0	0	0	0	0	0	0	W	24-16	
10/30	Cardinals		ON INACTIVE LIST																				W	34-26			
11/06	at Commanders	S	2	1	1	0.0	0.0	0	0	0	0	0	0	0	0	0	0	0	0	0	0	0	0	0	W	20-17	
11/13	at Bills	S	4	3	1	0.0	0.0	3	4	0	0	0	0	0	0	0	0	0	0	0	0	0	0	0	W	33-30+	
11/20	Cowboys	S	4	3	1	0.0	0.0	1	2	0	0	0	0	0	0	0	0	0	0	0	0	0	0	0	L	3-40	
11/24	Patriots	S	2	2	0	0.0	0.0	0	0	0	0	0	0	0	0	0	0	0	0	0	0	0	0	0	W	33-26	
12/04	Jets	P	0	0	0	0.0	0.0	0	0	0	0	0	0	0	0	0	0	0	0	0	0	0	0	0	W	27-22	
12/11	at Lions		DID NOT PLAY																				L	23-34			
12/17	Colts		DID NOT PLAY																				W	39-36+			
12/24	Giants		DID NOT PLAY																				W	27-24			
01/01	at Packers		INJURED RESERVE																				L	17-41			
01/08	at Bears		INJURED RESERVE																				W	29-13			
2022 TOTALS		11-7	23	17	6	0.0	0.0	5	10	1	0	0	0	0	0	0	0	0	0	0	0	0	0	0	0	13-4	

+ - Overtime

2021 GAME-BY-GAME REGULAR-SEASON STATISTICS (FALCONS)

DATE	OPPONENT	P/S	TACKLES							INTERCEPTIONS					O. FUMB				ST				MISC		W/L	SCORE	
			TK	S	A	SK	YDS	TFL	YDS	QBH	NO	YDS	LG	TD	PD	FF	FR	TD	YDS	TK	S	A	FF	FR			S
09/12	Eagles	P	2	1	1	0.0	0.0	0	0	0	0	0	0	1	0	0	0	0	0	0	0	0	0	0	0	L	6-32
09/19	at Buccaneers	S	1	0	1	0.0	0.0	0	0	1	0	0	0	0	0	0	0	0	0	0	0	0	0	0	0	L	25-48
09/26	at Giants	P	1	0	1	0.0	0.0	0	0	0	0	0	0	0	0	0	0	0	0	0	0	0	0	0	W	17-14	
10/03	Football Team	P	2	0	2	0.0	0.0	0	0	0	0	0	0	0	0	0	0	0	0	0	0	0	0	0	L	30-34	
10/10	Jets	S	2	2	0	0.0	0.0	0	0	0	0	0	0	0	0	0	0	0	0	0	0	0	0	0	W	27-20	
10/24	at Dolphins	P	1	1	0	0.0	0.0	0	0	0	0	0	0	0	0	0	0	0	0	0	0	0	0	0	W	30-28	
10/31	Panthers	S	4	1	3	0.0	0.0	0	0	0	0	0	0	0	0	0	0	0	0	0	0	0	0	0	L	13-19	
11/07	at Saints		ON INACTIVE LIST																				W	27-25			
11/14	at Cowboys		ON INACTIVE LIST																				L	3-43			
11/18	Patriots	S	5	2	3	0.0	0.0	0	0	0	0	0	0	0	0	0	0	0	0	0	0	0	0	0	L	0-25	
11/28	at Jaguars		ON INACTIVE LIST																				W	21-14			
12/05	Buccaneers		ON INACTIVE LIST																				L	17-30			
12/12	at Panthers		ON INACTIVE LIST																				W	29-21			
12/19	at 49ers		ON INACTIVE LIST																				L	13-31			
12/26	Lions	P	3	1	2	0.0	0.0	0	0	0	0	0	0	0	0	0	0	0	0	0	0	0	0	0	W	20-16	
01/02	at Bills		RESERVE/COVID-19																				L	15-29			
01/09	Saints		RESERVE/COVID-19																				L	20-30			
2021 TOTALS		9-4	21	8	13	0.0	0.0	0	0	1	0	0	0	1	0	0	0	0	0	0	0	0	0	0	0	7-10	

2020 GAME-BY-GAME REGULAR-SEASON STATISTICS (CARDINALS/SEAHAWKS)

DATE	OPPONENT	P/S	TACKLES						INTERCEPTIONS					O. FUMB				ST				MISC		W/L	SCORE			
			TK	S	A	SK	YDS	TFL	YDS	QBH	NO	YDS	LG	TD	PD	FF	FR	TD	YDS	TK	S	A	FF			FR	S	A
09/13	at 49ers																									W	24-20	
09/20	Football Team																									W	30-15	
09/27	Lions																									L	23-26	
10/04	at Panthers																									L	21-31	
10/11	Vikings																									W	27-26	
10/19	at Cowboys																									W	38-10	
10/25	at Cardinals	P	1	1	0	0.0	0.0	0	0	0	0	0	0	0	0	0	0	0	0	0	0	0	0	0	0	0	L	34-37+
11/01	49ers	P	1	1	0	0.0	0.0	0	0	1	0	0	0	0	0	0	0	0	0	0	0	0	0	0	0	0	W	37-27
11/08	at Bills	P	0	0	0	0.0	0.0	0	0	0	0	0	0	0	0	0	0	0	0	0	0	0	0	0	0	0	L	34-44
11/15	at Rams	P	0	0	0	0.0	0.0	0	0	0	0	0	0	0	0	0	0	0	0	0	0	0	0	0	0	0	L	16-23
11/19	Cardinals																									W	28-21	
11/30	at Eagles																									W	23-17	
12/06	Giants																									L	12-17	
12/13	Jets	P	5	0	5	0.0	0.0	0	0	0	0	0	0	0	0	0	0	0	0	0	0	0	0	0	0	W	40-3	
12/20	at Football Team																									W	20-15	
12/27	Rams																									W	20-9	
01/03	at 49ers																									W	26-23	
2020 TOTALS		5-0	7	2	5	0.0	0.0	0	0	1	0	0	0	0	0	0	0	0	0	0	0	0	0	0	0	11-6		

+ - Overtime

2019 GAME-BY-GAME REGULAR-SEASON STATISTICS (CARDINALS)

DATE	OPPONENT	P/S	TACKLES						INTERCEPTIONS					O. FUMB				ST				MISC		W/L	SCORE		
			TK	S	A	SK	YDS	TFL	YDS	QBH	NO	YDS	LG	TD	PD	FF	FR	TD	YDS	TK	S	A	FF			FR	S
09/08	Lions	P	0	0	0	0.0	0.0	0	0	0	0	0	0	0	0	0	0	0	0	0	0	0	0	0	0	T	27-27+
09/15	at Ravens																									L	17-23
09/22	Panthers																									L	20-38
09/29	Seahawks	S	3	2	1	1.0	5.0	1	5	1	0	0	0	0	0	0	0	0	0	0	0	0	0	0	0	L	10-27
10/06	at Bengals	S	7	5	2	0.0	0.0	1	1	0	0	0	0	0	0	0	0	0	0	0	0	0	0	0	0	W	26-23
10/13	Falcons	P	2	1	1	0.0	0.0	0	0	2	0	0	0	0	0	0	0	0	0	0	0	0	0	0	0	W	34-33
10/20	at Giants	S	2	0	2	0.0	0.0	0	0	1	0	0	0	0	0	0	0	0	0	0	0	0	0	0	0	W	27-21
10/27	at Saints	S	3	2	1	0.0	0.0	0	0	1	0	0	0	0	0	0	0	0	0	0	0	0	0	0	0	L	9-31
10/31	49ers	S	2	2	0	0.0	0.0	1	2	0	0	0	0	0	0	0	0	0	0	0	0	0	0	0	0	L	25-28
11/10	at Buccaneers	S	2	2	0	0.0	0.0	1	1	1	0	0	0	0	0	0	0	0	0	0	0	0	0	0	0	L	27-30
11/17	at 49ers																									L	26-36
12/01	Rams	P	1	0	1	0.5	5.0	0	0	1	0	0	0	0	0	0	0	0	0	0	0	0	0	0	0	L	7-34
12/08	Steelers																									L	17-23
12/15	Browns																									W	38-24
12/22	at Seahawks																									W	27-13
12/29	at Rams																									L	24-31
2019 TOTALS		9-6	22	14	8	1.5	10.0	4	9	7	0	0	0	0	0	0	0	0	0	0	0	0	0	0	0	5-10-1	

+ - Overtime

2018 GAME-BY-GAME REGULAR-SEASON STATISTICS (BEARS)

DATE	OPPONENT	P/S	TACKLES							INTERCEPTIONS					O. FUMB				ST				MISC		SCORE		
			TK	S	A	SK	YDS	TFL	YDS	QBH	NO	YDS	LG	TD	PD	FF	FR	TD	YDS	TK	S	A	FF	FR		S	A
09/09	at Packers	P	1	1	0	0.0	0.0	0	0	0	0	0	0	0	0	0	0	0	0	0	0	0	0	0	0	L	23-24
09/17	Seahawks	S	2	2	0	0.0	0.0	1	1	0	0	0	0	0	0	0	0	0	0	0	0	0	0	0	0	W	24-17
09/23	at Cardinals	P	1	0	1	0.0	0.0	0	0	0	0	0	0	0	0	0	0	0	0	0	0	0	0	0	0	W	16-14
09/30	Buccaneers	P	3	3	0	0.0	0.0	1	2	0	0	0	0	0	0	0	0	0	0	0	0	0	0	0	0	W	48-10
10/14	at Dolphins	P	2	1	1	0.0	0.0	0	0	0	0	0	0	0	0	0	0	0	0	0	0	0	0	0	0	L	28-31+
10/21	Patriots	P	0	0	0	0.0	0.0	0	0	0	0	0	0	0	0	0	0	0	0	0	0	0	0	0	0	L	31-38
10/28	Jets	P	1	1	0	0.0	0.0	0	0	0	0	0	0	0	0	0	0	0	0	0	0	0	0	0	0	W	24-10
11/04	at Bills	P	2	2	0	0.0	0.0	0	0	0	0	0	0	0	0	0	0	0	0	0	0	0	0	0	0	W	41-9
11/11	Lions	P	1	1	0	0.0	0.0	1	12	0	0	0	0	0	1	0	0	0	0	0	0	0	0	0	0	W	34-22
11/18	Vikings	P	0	0	0	0.0	0.0	0	0	0	0	0	0	0	1	0	0	0	0	0	0	0	0	0	0	W	25-20
11/22	at Lions	P	1	0	1	0.0	0.0	0	0	0	0	0	0	0	0	0	0	0	0	0	0	0	0	0	0	W	23-16
12/02	at Giants	P	2	0	2	0.0	0.0	0	0	0	0	0	0	0	0	0	0	0	0	0	0	0	0	0	0	L	27-30+
12/09	Rams	P	0	0	0	0.0	0.0	0	0	0	0	0	0	0	0	0	0	0	0	0	0	0	0	0	0	W	15-6
12/16	Packers	P	0	0	0	0.0	0.0	0	0	1	0	0	0	0	0	0	0	0	0	0	0	0	0	0	0	W	24-17
12/23	at 49ers	P	2	2	0	0.0	0.0	0	0	0	0	0	0	0	0	0	0	0	0	0	0	0	0	0	0	W	14-9
12/30	at Vikings	P	0	0	0	0.0	0.0	0	0	0	0	0	0	0	0	0	0	0	0	0	0	0	0	0	0	W	24-10
2018 TOTALS		16-1	18	13	5	0.0	0.0	3	15	1	0	0	0	0	2	0	0	0	0	0	0	0	0	0	0	12-4	

+ - Overtime

2017 GAME-BY-GAME REGULAR-SEASON STATISTICS (BEARS)

DATE	OPPONENT	P/S	TACKLES							INTERCEPTIONS					O. FUMB				ST				MISC		SCORE		
			TK	S	A	SK	YDS	TFL	YDS	QBH	NO	YDS	LG	TD	PD	FF	FR	TD	YDS	TK	S	A	FF	FR		S	A
09/10	Falcons	P	0	0	0	0.0	0.0	0	0	0	0	0	0	0	0	0	0	0	0	0	0	0	0	0	0	L	17-23
09/17	at Buccaneers	P	1	1	0	0.0	0.0	0	0	0	0	0	0	0	0	0	0	0	0	0	0	0	0	0	0	L	7-29
09/24	Steelers	P	2	2	0	0.0	0.0	0	0	0	0	0	0	0	0	0	0	0	0	0	0	0	0	0	0	W	23-17+
09/28	at Packers	P	1	1	0	0.0	0.0	0	0	0	0	0	0	0	1	0	0	0	0	0	0	0	0	0	0	L	14-35
10/09	Vikings	P	1	1	0	0.0	0.0	0	0	0	0	0	0	0	0	0	0	0	0	0	0	0	0	0	0	L	17-20
10/15	at Ravens	P	0	0	0	0.0	0.0	0	0	0	0	0	0	0	0	0	0	0	0	0	0	0	0	0	0	W	27-24+
10/22	Panthers	P	2	1	1	0.0	0.0	0	0	0	0	0	0	0	0	0	0	0	0	0	0	0	0	0	0	W	17-3
10/29	at Saints	P	3	3	0	0.0	0.0	0	0	0	0	0	0	0	0	1	0	0	0	0	0	0	0	0	0	L	12-20
11/12	Packers	P	0	0	0	0.0	0.0	0	0	0	0	0	0	0	0	0	0	0	0	0	0	0	0	0	0	L	16-23
11/19	Lions	P	1	1	0	0.0	0.0	0	0	0	0	0	0	0	0	0	0	0	0	0	0	0	0	0	0	L	24-27
11/26	at Eagles	P	3	1	2	1.0	4.0	1	4	2	0	0	0	0	0	0	0	0	0	0	0	0	0	0	0	L	3-31
12/03	49ers	P	4	3	1	0.0	0.0	1	2	0	0	0	0	0	0	0	0	0	0	0	0	0	0	0	0	L	14-15
12/10	at Bengals	S	0	0	0	0.0	0.0	0	0	0	0	0	0	0	0	0	0	0	0	0	0	0	0	0	0	W	33-7
12/16	at Lions	S	2	2	0	0.0	0.0	0	0	0	0	0	0	0	0	0	0	0	0	0	0	0	0	0	0	L	10-20
12/24	Browns	S	2	2	0	0.0	0.0	0	0	0	0	0	0	0	0	0	0	0	0	0	0	0	0	0	0	W	20-3
12/31	at Vikings	P	4	0	4	0.0	0.0	0	0	0	0	0	0	0	1	0	0	0	0	0	0	0	0	0	0	L	10-23
2017 TOTALS		16-3	26	18	8	1.0	4.0	2	6	2	0	0	0	0	2	1	0	0	0	0	0	0	0	0	0	5-11	

+ - Overtime

2016 GAME-BY-GAME REGULAR-SEASON STATISTICS (BEARS)

DATE	OPPONENT	P/S	TACKLES							INTERCEPTIONS					O. FUMB				ST				MISC			SCORE		
			TK	S	A	SK	YDS	TFL	YDS	QBH	NO	YDS	LG	TD	PD	FF	FR	TD	YDS	TK	S	A	FF	FR	S		A	W/L
09/11	at Texans	P	0	0	0	0.0	0.0	0	0	1	0	0	0	0	0	0	0	0	0	0	0	0	0	0	0	0	L	14-23
09/19	Eagles	P	1	1	0	0.0	0.0	0	0	0	0	0	0	0	0	0	0	0	0	0	0	0	0	0	0	L	14-29	
09/25	at Cowboys	P	2	2	0	0.0	0.0	0	0	0	0	0	0	0	0	0	0	0	0	0	0	0	0	0	0	L	17-31	
10/02	Lions		DID NOT PLAY (NON-INJURY)																							W	17-14	
10/09	at Colts	P	3	3	0	1.0	3.0	2	7	1	0	0	0	0	0	0	0	0	0	0	0	0	0	0	0	L	23-29	
10/16	Jaguars	P	1	1	0	0.0	0.0	0	0	0	0	0	0	0	0	0	0	0	0	0	0	0	0	0	0	L	16-17	
10/20	at Packers	P	2	1	1	0.0	0.0	0	0	0	0	0	0	0	0	0	0	0	0	0	0	0	0	0	0	L	10-26	
10/31	Vikings	P	2	2	0	0.0	0.0	0	0	0	0	0	0	0	0	0	0	0	0	0	0	0	0	0	0	W	20-10	
11/13	at Buccaneers	S	1	1	0	0.0	0.0	0	0	0	0	0	0	0	0	0	0	0	0	0	0	0	0	0	0	L	10-36	
11/20	at Giants	P	1	0	1	0.0	0.0	0	0	0	0	0	0	0	0	0	0	0	0	0	0	0	0	0	0	L	16-22	
11/27	Titans	P	1	0	1	0.0	0.0	0	0	0	0	0	0	0	0	0	0	0	0	0	0	0	0	0	0	L	21-27	
12/04	49ers		ON INACTIVE LIST																							W	26-6	
12/11	at Lions	P	1	1	0	0.0	0.0	0	0	0	0	0	0	0	0	0	0	0	0	0	0	0	0	0	0	L	17-20	
12/18	Packers	P	0	0	0	0.0	0.0	0	0	0	0	0	0	0	0	0	0	0	0	0	0	0	0	0	0	L	27-30	
12/24	Redskins	P	2	2	0	0.0	0.0	1	2	0	0	0	0	0	0	0	0	0	0	0	0	0	0	0	0	L	21-41	
01/01	at Vikings	P	1	1	0	0.0	0.0	1	3	0	0	0	0	0	0	0	0	0	0	0	0	0	0	0	0	L	10-38	
2016 TOTALS		14-1	18	15	3	1.0	3.0	4	12	2	0	0	0	0	0	0	0	0	0	0	0	0	0	0	0	3-13		

2022 GAME-BY-GAME POSTSEASON STATISTICS (VIKINGS)

DATE	OPPONENT	P/S	TACKLES							INTERCEPTIONS					O. FUMB				ST				MISC			SCORE	
			TK	S	A	SK	YDS	TFL	YDS	QBH	NO	YDS	LG	TD	PD	FF	FR	TD	YDS	TK	S	A	FF	FR	S		A
01/15	Giants	P	1	1	0	1.0	2.0	1	2	1	0	0	0	0	0	0	0	0	0	0	0	0	0	0	0	L	24-31
2022 TOTALS		1-0	1	1	0	1.0	2.0	1	2	1	0	0	0	0	0	0	0	0	0	0	0	0	0	0	0	0-1	

2018 GAME-BY-GAME POSTSEASON STATISTICS (BEARS)

DATE	OPPONENT	P/S	TACKLES							INTERCEPTIONS					O. FUMB				ST				MISC			SCORE	
			TK	S	A	SK	YDS	TFL	YDS	QBH	NO	YDS	LG	TD	PD	FF	FR	TD	YDS	TK	S	A	FF	FR	S		A
01/06	Eagles	P	0	0	0	0.0	0.0	0	0	0	0	0	0	0	0	0	0	0	0	0	0	0	0	0	0	L	15-16
2018 TOTALS		1-0	0	0	0	0.0	0.0	0	0	0	0	0	0	0	0	0	0	0	0	0	0	0	0	0	0	0-1	



CAMRYN BYNUM



24

SAFETY

Ht: 6-0

DOB: 7-19-98

Vikings Season: 3

Acquired: D4b '21

Wt: 200

College: California

NFL Season: 3

2022 GP/GS

17/17

CAREER GP/GS

31/20

PLAYOFF GP/GS

1/1

KEY TRANSACTIONS

- Selected in the fourth round (125th overall) in the 2021 NFL Draft on 5/1/21.

OFF THE FIELD

- Spends time in the Philippines during his offseasons to help with Typhoon Rai relief.
- Active participant in the team's community efforts.
- Learned how to play the piano during quarantine.
- Graduated from Cal with a degree in American studies in December of 2020.
- High school teammate of Vikings LB Troy Dye for a year.
- Got married in the Philippines during the 2023 offseason.

CAREER NOTES

- Transitioned from CB in college to S in the NFL.
- Has played in 31 games with 20 starts in his first two seasons in the NFL, becoming a full-time starter in 2022 and playing 100 percent of the defensive snaps that season.

2022 - Minnesota Vikings

- Started all 17 games on the season, the only Viking to play in 100 percent of the defensive snaps in 2022
- Tied with Seahawks S Quandre Diggs for NFL lead in defensive snaps played with 1,116. Set a career-high in tackles (80) and interceptions (2).
- Played and started in his first career playoff game vs. New York Giants in the Wild Card game (1/15/23).
- Sealed the win vs. New York Jets (12/4) with an interception with 16 seconds left in the fourth quarter.
- Intercepted Cardinals QB Kyler Murray for his first pick of the season vs. Arizona (10/31).
- Had four tackles, his first career fumble recovery and a career-high two passes defended at Miami (10/16).

2021 - Minnesota Vikings

- Played in 14 games with three starts during his rookie campaign, totaling 24 tackles, one tackle for loss, 1.0 sack, one interception and three passes defended; also totaled four tackles on special teams.
- Placed on Reserve/COVID-19 on 1/3/22 and missed the finale vs. Chicago (1/9/22).
- Inactive for games at San Francisco (11/28) and at Detroit (12/5) with injury.
- Started vs. Green Bay (11/21) in 34-31 win in a nickel package.
- Started at LAC (11/14) and had first career sack on Justin Herbert.
- Started first career game at Baltimore (11/7) in place of Harrison Smith, who was placed on Reserve/COVID-19 the morning of the game. Snared his first interception in the game off Lamar Jackson and ended with 12 total tackles.
- Saw his first career action in Week 1 at Cincinnati (9/12), leading the team in special teams tackles with two.

COLLEGE - CALIFORNIA

- Helped Golden Bears to bowl berths in 2018 and 2019, winning the RedBox Bowl vs. Illinois to cap an 8-5 season in 2019. Fell to TCU in CheezIt Bowl in a 7-6 2018 season.
- A First-Team All-Pac-12 pick by the coaches and Honorable Mention All-Pac-12 by Pro Football Focus as a senior in 2020.
- Started all four games in COVID-19-shortened 2020 season with 19 tackles, 2.0 tackles for loss, one interception that he returned a career-long 20 yards.
- Had career-high 63 tackles and tied career-best 13 starts in 2019.
- Cal's Most Valuable Freshman and was one of three defenders to start all 12 games in 2017.
- Tied for team lead in interceptions (2) and ranked fifth in tackles (58) along with his lone career sack (0.5), posted at North Carolina in his first career game and start in 2017 after redshirting in 2016.

PREP - CENTENNIAL (CA)

- Compiled two-season totals of 136 tackles and six interceptions for Centennial High teams that went 27-4 with a 10-0 Big VIII League mark.
- Won two conference titles and added a Southern Section Pac 5 crown and an appearance in the state championship game during his 2015 senior campaign before finishing the season, ranking second nationally according to MaxPreps.

CAMRYN BYNUM'S NFL REGULAR SEASON DEFENSIVE STATISTICS

DATE	TEAM	GP	GS	TACKLES							INTERCEPTIONS						O. FUMB				ST				MISC		
				TK	S	A	TFL	YDS	SK	YDS	QBH	NO	YDS	LG	TD	PD	FF	FR	TD	YDS	TK	S	A	FF	FR	S	A
2022	Vikings	17	17	80	49	31	0	0	0.0	0.0	0	2	17	12	0	6	0	2	0	55	1	0	1	0	0	0	0
2021	Vikings	14	3	24	16	8	1	9	1.0	9.0	1	1	27	27	0	3	0	0	0	0	4	4	0	0	0	0	0
NFL TOTALS		31	20	104	65	39	1	9	1.0	9.0	1	3	44	27	0	9	0	2	0	55	5	4	1	0	0	0	0

CAMRYN BYNUM'S NFL POSTSEASON DEFENSIVE STATISTICS

DATE	TEAM	GP	GS	TACKLES							INTERCEPTIONS						O. FUMB				ST				MISC		
				TK	S	A	TFL	YDS	SK	YDS	QBH	NO	YDS	LG	TD	PD	FF	FR	TD	YDS	TK	S	A	FF	FR	S	A
2022	Vikings	1	1	7	5	2	0	0	0.0	0.0	0	0	0	0	0	0	0	0	0	0	0	0	0	0	0	0	0
NFL TOTALS		1	1	7	5	2	0	0	0.0	0.0	0	0	0	0	0	0	0	0	0	0	0	0	0	0	0	0	0

SINGLE-GAME HIGHS: DEFENSIVE

Total Tackles	12 at BAL, Nov 07, 2021	Tackles For Loss	1 at LAC, Nov 14, 2021
Solo Tackles	8 at BAL, Nov 07, 2021	Interceptions	1 vs. NYJ, Dec 04, 2022 ...2 more at 1.
Sacks	1.0 at LAC, Nov 14, 2021	Interception Return Yards	27 at BAL, Nov 07, 2021
Passes Defensed	2 vs. NYJ, Dec 04, 2022 ...1 more at 2.	Special Teams Tackles	2 at CIN, Sep 12, 2021
Fumble Recoveries	1 at BUF, Nov 13, 2022 ...1 more at 1.	Longest Opp Fumble Return	40 at BUF, Nov 13, 2022

SINGLE-GAME HIGHS - POSTSEASON: DEFENSIVE

Total Tackles	7 vs. NYG, Jan 15, 2023	Solo Tackles	5 vs. NYG, Jan 15, 2023
----------------------	-------------------------	---------------------	-------------------------

2022 GAME-BY-GAME REGULAR-SEASON STATISTICS (VIKINGS)

DATE	OPPONENT	P/S	TACKLES							INTERCEPTIONS					O. FUMB				ST				MISC		W/L	SCORE	
			TK	S	A	SK	YDS	TFL	YDS	QBH	NO	YDS	LG	TD	PD	FF	FR	TD	YDS	TK	S	A	FF	FR			S
09/11	Packers	S	7	4	3	0.0	0.0	0	0	0	0	0	0	0	0	0	0	0	0	0	0	0	0	0	0	W	23-7
09/19	at Eagles	S	8	4	4	0.0	0.0	0	0	0	0	0	0	0	0	0	0	0	0	0	0	0	0	0	L	7-24	
09/25	Lions	S	5	2	3	0.0	0.0	0	0	0	0	0	0	0	0	0	0	0	0	0	0	0	0	0	W	28-24	
10/02	at Saints	S	6	4	2	0.0	0.0	0	0	0	0	0	0	0	0	0	0	0	0	0	0	0	0	0	W	28-25	
10/09	Bears	S	1	0	1	0.0	0.0	0	0	0	0	0	0	0	0	0	0	0	0	0	0	0	0	0	W	29-22	
10/16	at Dolphins	S	4	4	0	0.0	0.0	0	0	0	0	0	0	0	2	0	1	0	15	0	0	0	0	0	0	W	24-16
10/30	Cardinals	S	2	2	0	0.0	0.0	0	0	0	1	12	12	0	1	0	0	0	0	0	0	0	0	0	0	W	34-26
11/06	at Commanders	S	1	0	1	0.0	0.0	0	0	0	0	0	0	0	0	0	0	0	0	0	0	0	0	0	W	20-17	
11/13	at Bills	S	5	3	2	0.0	0.0	0	0	0	0	0	0	0	0	0	1	0	40	0	0	0	0	0	0	W	33-30+
11/20	Cowboys	S	8	6	2	0.0	0.0	0	0	0	0	0	0	0	0	0	0	0	0	0	0	0	0	0	L	3-40	
11/24	Patriots	S	3	2	1	0.0	0.0	0	0	0	0	0	0	0	1	0	0	0	0	0	0	0	0	0	W	33-26	
12/04	Jets	S	7	6	1	0.0	0.0	0	0	0	1	5	5	0	2	0	0	0	0	0	0	0	0	0	W	27-22	
12/11	at Lions	S	1	0	1	0.0	0.0	0	0	0	0	0	0	0	0	0	0	0	0	0	0	0	0	0	L	23-34	
12/17	Colts	S	7	4	3	0.0	0.0	0	0	0	0	0	0	0	0	0	0	0	0	0	0	0	0	0	W	39-36+	
12/24	Giants	S	3	2	1	0.0	0.0	0	0	0	0	0	0	0	0	0	0	0	0	0	0	0	0	0	W	27-24	
01/01	at Packers	S	9	4	5	0.0	0.0	0	0	0	0	0	0	0	0	0	0	0	0	0	0	0	0	0	L	17-41	
01/08	at Bears	S	3	2	1	0.0	0.0	0	0	0	0	0	0	0	0	0	0	0	0	1	0	1	0	0	0	W	29-13
2022 TOTALS		17-17	80	49	31	0.0	0.0	0	0	0	2	17	12	0	6	0	2	0	55	1	0	1	0	0	0	13-4	

+ - Overtime

2021 GAME-BY-GAME REGULAR-SEASON STATISTICS (VIKINGS)

DATE	OPPONENT	P/S	TACKLES							INTERCEPTIONS					O. FUMB				ST				MISC		W/L	SCORE	
			TK	S	A	SK	YDS	TFL	YDS	QBH	NO	YDS	LG	TD	PD	FF	FR	TD	YDS	TK	S	A	FF	FR			S
09/12	at Bengals	P	0	0	0	0.0	0.0	0	0	0	0	0	0	0	0	0	0	0	0	2	2	0	0	0	0	L	24-27+
09/19	at Cardinals	P	0	0	0	0.0	0.0	0	0	0	0	0	0	0	0	0	0	0	0	0	0	0	0	0	0	L	33-34
09/26	Seahawks	P	1	1	0	0.0	0.0	0	0	0	0	0	0	0	0	0	0	0	0	1	1	0	0	0	0	W	30-17
10/03	Browns	P	0	0	0	0.0	0.0	0	0	0	0	0	0	0	0	0	0	0	0	0	0	0	0	0	0	L	7-14
10/10	Lions	P	0	0	0	0.0	0.0	0	0	0	0	0	0	0	0	0	0	0	0	0	0	0	0	0	0	W	19-17
10/17	at Panthers	P	0	0	0	0.0	0.0	0	0	0	0	0	0	0	0	0	0	0	0	0	0	0	0	0	0	W	34-28+
10/31	Cowboys	P	1	1	0	0.0	0.0	0	0	0	0	0	0	0	0	0	0	0	0	0	0	0	0	0	0	L	16-20
11/07	at Ravens	S	12	8	4	0.0	0.0	0	0	0	1	27	27	0	1	0	0	0	0	0	0	0	0	0	0	L	31-34+
11/14	at Chargers	S	6	5	1	1.0	9.0	1	9	1	0	0	0	0	1	0	0	0	0	0	0	0	0	0	0	W	27-20
11/21	Packers	S	0	0	0	0.0	0.0	0	0	0	0	0	0	0	0	0	0	0	0	0	0	0	0	0	0	W	34-31
11/28	at 49ers																								L	26-34	
12/05	at Lions																								L	27-29	
12/09	Steelers	P	0	0	0	0.0	0.0	0	0	0	0	0	0	0	0	0	0	0	0	0	0	0	0	0	0	W	36-28
12/20	at Bears	P	0	0	0	0.0	0.0	0	0	0	0	0	0	0	0	0	0	0	0	0	0	0	0	0	0	W	17-9
12/26	Rams	P	2	1	1	0.0	0.0	0	0	0	0	0	0	0	1	0	0	0	0	0	0	0	0	0	0	L	23-30
01/02	at Packers	P	2	0	2	0.0	0.0	0	0	0	0	0	0	0	0	0	0	0	0	1	1	0	0	0	0	L	10-37
01/09	Bears																								W	31-17	
2021 TOTALS		14-3	24	16	8	1.0	9.0	1	9	1	1	27	27	0	3	0	0	0	0	4	4	0	0	0	0	8-9	

+ - Overtime

2022 GAME-BY-GAME POSTSEASON STATISTICS (VIKINGS)

DATE	OPPONENT	P/S	TACKLES							INTERCEPTIONS					O. FUMB				ST				MISC		W/L	SCORE	
			TK	S	A	SK	YDS	TFL	YDS	QBH	NO	YDS	LG	TD	PD	FF	FR	TD	YDS	TK	S	A	FF	FR			S
01/15	Giants	S	7	5	2	0.0	0.0	0	0	0	0	0	0	0	0	0	0	0	0	0	0	0	0	0	0	L	24-31
2022 TOTALS		1-1	7	5	2	0.0	0.0	0	0	0	0	0	0	0	0	0	0	0	0	0	0	0	0	0	0	0-1	



ANDRE CARTER II



55

Ht: 6-6

Wt: 256

DOB: 3-28-00

College: Army

Vikings Season: Rookie **NFL Season:** Rookie

OUTSIDE LINEBACKER

Acquired: UDFA '23

0 GP/GS

0/0

CAREER GP/GS

0/0

PLAYOFF GP/GS

0/0

KEY TRANSACTIONS

- Joined the Vikings as a UDFA in 2023.

OFF THE FIELD

- Born and raised in Missouri City, Texas.

COLLEGE - ARMY

- Finished his Army career with 20.0 career sacks, second most in Army history.
- Played in 10 games in 2022. Logged 41 total tackles (21 solo), 3.5 sacks, 7.0 tackles for loss, and two pass breakups.
- Finished No. 2 in the FBS with a school-record 15.5 sacks in 2021, becoming Army's first All-American in 31 years (Third Team).
- Played in 10 games for Army, making two starts as a sophomore. Totaled 14 tackles, one interception, 1.0 sack and one forced fumble.

College - Honors

- NFL Combine Participant
- Reese's Senior Bowl Participant
- Phil Steele All-Independent First-Team Defense
- *Sporting News* Preseason All-American Second Team
- Phil Steele Preseason All-American Team
- Phil Steele Preseason All-Independent Team
- Bronko Nagurski Watch List
- Walter Camp Player of the Year Watch List
- Bednarik Award Watch List
- Lombardi Award Watch List
- Pro Football Network Preseason All-America
- CBS Sports All-American
- Third-Team *AP* All-American
- Phil Steele Second-Team All-American
- Phil Steele All-Independent First-Team Defense
- Pro Football Network's All-Independent Defensive Player of the Year
- Pro Football Network's Independent Defensive Lineman of the Year
- Pro Football Network's First-Team All-Independent at the edge position

HIGH SCHOOL - CHESHIRE ACADEMY

- Played for several high school programs.
- Attended Cheshire Academy for a fifth high school season/prep school.



TY CHANDLER



32

RUNNING BACK

Ht: 5-11

DOB: 5-12-98

Vikings Season: 2

Acquired: D5b '22

Wt: 204

College: North Carolina

NFL Season: 2

2022 GP/GS

3/0

CAREER GP/GS

3/0

PLAYOFF GP/GS

0/0

KEY TRANSACTIONS

- Fifth-round (169th overall) draft pick out of North Carolina in the 2022 NFL Draft
- Placed on IR on 10/11/22.
- Activated from IR on 12/28/22.

OFF THE FIELD

- Full name is Tykevious Chandler.
- Son of Katrina and Chico Chandler, who played running back at Ole Miss.
- Earned his bachelor's degree in recreation and sport management.
- Has a younger brother, Jonah, and sister, Madison.

CAREER NOTES

- Spent a majority of his rookie season on IR, appearing in just three games, and was inactive for the team's playoff game during the Wild Card round.

2022 - Minnesota Vikings

- Played in three contests during his rookie year, totaling six carries for 20 yards and securing two special teams tackles.
- Was inactive for the team's Wild Card matchup vs. New York Giants (1/15/23).
- Returned in Week 18 at Chicago (1/8/23) and had six carries for 20 yards, the first carries of his career.
- Activated before Week 17 game at Green Bay (1/1/23), but was inactive for the game.
- Injured his hand vs. Chicago (10/9) and was placed on IR on Oct. 11.
- Made NFL debut vs. New Orleans (10/2) in London, appearing in 19 special teams snaps.
- Inactive for the first three games of the season.

COLLEGE - NORTH CAROLINA/TENNESSEE

- Started all 13 games in 2021 at North Carolina, finishing the season with 1,092 rushing yards and 13 rushing TDs.
- Also added 15 receptions for 216 yards and one receiving TD.
- Exploded for a career-high 213 rushing yards on 22 carries and four rushing TDs against Wake Forest.
- Hit the 3,000-yard career rushing mark against the Wofford Terriers.
- At Tennessee, played in 45 games (25 starts).
- Totaled 2,015 rushing yards and ranks fifth in UT history in all-purpose yards with 3,245.
- His 724 career kickoff return yards rank 14th in school history.

College - Honors

- Became the 20th UNC player to record a 1,000-yard rushing season.
- Ranked fourth in the ACC with 84.0 rushing yards per game and third with 13 rushing TDs.
- Had seven career rushes of 50-plus yards, including four in 2021. Also had a 75-yard receiving TD. Named 2021 Second-Team All-ACC.
- Two-time 2021 ACC Running Back of the Week (9/26, 11/6).
- Offensive Player of the Year at Tennessee (2018).
- PFF College SEC Team of the Week (9/19/18).
- SEC Freshman of the Week (9/9/17).

PREP - MONTGOMERY BELL (AL)

- Rated as a consensus four-star prospect and one of the nation's top 100 recruits.
- Two-time Division II-AA Tennessee Mr. Football Award winner at Montgomery Bell Academy in Nashville, Tenn.

- MaxPreps 2016 Football All-America Team.
- Member of ESPN 300.
- 2017 U.S. Army All-American Bowl nomination.
- Candidate for the 2016 All-USA Offensive Player of the Year award.
- Ranked seventh in TSSAA history in career rushing yards (6,158) and third in career touchdowns (92) at the conclusion of his career.
- Rushed for 2,252 yards and 39 touchdowns as a senior in 2016, leading the Big Red to an 8-2 record.
- Rushed for 2,558 yards and 31 touchdowns as a junior in 2015.

TY CHANDLER'S NFL REGULAR SEASON RUSHING/RECEIVING STATISTICS

		RUSHING							RECEIVING				
DATE	TEAM	GP	GS	NO.	YDS.	AVG.	LG	TD	NO.	YDS.	AVG.	LG	TD
2022	Vikings	3	0	6	20	3.3	10	0	0	0	0.0	0	0
NFL TOTALS		3	0	6	20	3.3	10	0	0	0	0.0	0	0

2022 GAME-BY-GAME REGULAR-SEASON STATISTICS (VIKINGS)

		RUSHING							RECEIVING					W/L	SCORE
DATE	OPPONENT	P/S	NO.	YDS.	AVG.	LG	TD	NO.	YDS.	AVG.	LG	TD			
09/11	Packers												W	23-7	
09/19	at Eagles												L	7-24	
09/25	Lions												W	28-24	
10/02	at Saints	P	0	0	0.0	0	0	0	0	0.0	0	0	W	28-25	
10/09	Bears	P	0	0	0.0	0	0	0	0	0.0	0	0	W	29-22	
10/16	at Dolphins												W	24-16	
10/30	Cardinals												W	34-26	
11/06	at Commanders												W	20-17	
11/13	at Bills												W	33-30+	
11/20	Cowboys												L	3-40	
11/24	Patriots												W	33-26	
12/04	Jets												W	27-22	
12/11	at Lions												L	23-34	
12/17	Colts												W	39-36+	
12/24	Giants												W	27-24	
01/01	at Packers												L	17-41	
01/08	at Bears	P	6	20	3.3	10	0	0	0	0.0	0	0	W	29-13	
2022 TOTALS		3-0	6	20	3.3	10	0	0	0	0.0	0	0	0	13-4	

+ - Overtime



JACKY CHEN



63

OFFENSIVE LINEMAN

Ht: 6-4

DOB: 6-17-00

Vikings Season: Rookie

Acquired: UDFA '23

Wt: 302

College: Pace

NFL Season: Rookie

2022 GP/GS

0/0

CAREER GP/GS

0/0

PLAYOFF GP/GS

0/0

KEY TRANSACTIONS

- Joined the Vikings as an undrafted free agent in 2023.

OFF THE FIELD

- Born and raised in Port Jefferson, N.Y.
- Majored in International Management.

COLLEGE - NEW MEXICO MILITARY/SMU

- Started all 10 games on the offensive line in 2021.
- Appeared in nine games, making eight starts in 2019. Helped Pace to 3,700-plus total yards of offense, 22 passing touchdowns and 20 rushing touchdowns.
- Appeared in two contests on the O-line in 2018 as a freshman.

PREP - PORT JEFFERSON

- Two-year varsity starter.
- Received All-League and All-Division accolades.
- Made 46 tackles during senior year.



LEWIS
CINE
(SEEN)



6
SAFETY

Ht: 6-2

Wt: 199

DOB: 10-5-99

College: Georgia

Vikings Season: 2

NFL Season: 2

Acquired: D1'22

2022 GP/GS

3/0

CAREER GP/GS

3/0

PLAYOFF GP/GS

0/0

KEY TRANSACTIONS

- First-round (32nd overall) pick out of Georgia in the 2022 NFL Draft, becoming the first player the Vikings drafted from Georgia since 2012, when the team selected K Blair Walsh (sixth round, 175th overall).
- Placed on IR on Oct. 4, 2022.

OFF THE FIELD

- Last name is pronounced "SEEN."
- Full name is Lewis Tom Cine.
- Psychology major at Georgia.
- Recipient of the Jack David Honorary Football Scholarship.
- Played soccer, track and basketball in high school.

CAREER NOTES

- The Vikings entered the 2022 Draft with the 12th overall pick, but they traded with Detroit through Los Angeles Rams to acquire Lewis Cine at the 32nd overall pick.

2022 - Minnesota Vikings

- Injured vs. New Orleans (10/2) in London and placed on IR on Oct. 4.
- Made NFL debut on *Monday Night Football* at Philadelphia (9/19), appearing in 15 special teams snaps and one defensive snap.
- Inactive Week 1 vs. Green Bay (9/11).

COLLEGE - GEORGIA

- Finished at Georgia with 39 games played (27 starts).
- Start all 15 games played in 2021, notching 73 total tackles, 2.0 tackles for loss, a career-high nine passes defended, one interception and one QB pressure.
- Named Defensive MVP of the CFP Championship Game where the Bulldogs defeated the Crimson Tide.
- Started in the defensive backfield in all 10 games in 2020, finishing second on the team with 49 stops, one for loss, and three pass breakups.
- Had a career-best 12 solo tackles in a win at South Carolina and a team-high eight stops vs. Alabama in 2020.
- Played in all 14 games (starting the last two) in 2019, recording a season-high six tackles in his first start vs. LSU.
- Had his first collegiate interception and a pass breakup vs. Arkansas State in 2019 after enrolling at Georgia in January.
- Co-winner of Special Teams Newcomer of the Year, awarded at the team's postseason awards gala in 2019.
- Helped Georgia set the record for most defensive player (five) drafted from the same school in one draft.
- Made history in the 2022 NFL Draft as part of Georgia's 15-player draft class, the most players ever drafted by a single school in one draft.

College - Honors

- 2021 *Associated Press* All-SEC First Team.
- 2021 Coaches' All-SEC Second Team.
- Semifinalist for the 2021 Jim Thorpe Award, given to the nation's top defensive back.
- Named Defensive MVP at the College Football Playoff Championship Game.
- Part of the 2021 CFP National Champions.

PREP - TRINITY CHRISTIAN (MA)

- Selected to play in the 2019 Under Armour All-America game.
- A four-star prospect by 247Sports.com, 66th overall prospect nationally, third safety nationally and 11th overall prospect in the

state of Texas.

- Member of the Top 150 Dream Team.
- Led the Trinity Christian School Tigers to a 14-0 record and the school's second-straight state title.
- Transferred to TCS after playing his first three seasons at Everett High School in Massachusetts, finishing his senior season with 85 total tackles (46 solo), 13 TFL, two interceptions, two forced fumble and one fumble recovery for a TD. Also added 45 punt return yards on two attempts.
- Honored as the *USA TODAY* 2017 Massachusetts Defensive Player of the Year after amassing 65 tackles, two interceptions, two fumble recoveries and two blocks (one field goal, one punt) as a junior.



EZRA CLEVELAND



72

GUARD

Ht: 6-6

DOB: 5-8-98

Vikings Season: 4

Acquired: D2 '20

Wt: 312

College: Boise State

NFL Season: 4

2022 GP/GS

17/17

CAREER GP/GS

47/43

PLAYOFF GP/GS

1/1

KEY TRANSACTIONS

- Selected in the second round (No. 58 overall) in the 2020 NFL Draft on 4/24/21.

OFF THE FIELD

- Earned academic All-Mountain West honors in 2017.
- One of 58 players that virtually attended the 2020 NFL Draft.
- Majored in construction management.
- Born three weeks premature but weighed 11 pounds at birth.
- Grew up in Spanaway, Washington, a suburb of Tacoma.

CAREER NOTES

- Started all 17 games at LG and appeared in every offensive snap throughout the entire 2021 season, joining RT Brian O'Neill as the only Vikings to do so on offense.
- Started nine games at RG during rookie season in 2020 and played in 13 contests. Highest-drafted Boise State Bronco since Leighton Vander Esch was selected by Dallas in the first round of 2018 NFL Draft.
- Led the OL group at the NFL Combine with his 4.46 20-yard shuttle and 7.26 3-cone drill. Ran a 4.93 40-yard dash (third among OL) and 30 bench press reps (fifth among OL).

2022 - Minnesota Vikings

- Started all 17 games at LG on the season, appearing in all but one snap, missing one vs. Dallas (11/20), blocking for Kirk Cousins who set a team record for passing attempts (698) and totaling the second-most completions (424) and passing yards (4,547) in club history.
- Paved the way for Dalvin Cook to secure his fourth 1,000-yard rushing season, tying him for the second-most in team history with Robert Smith, trailing only Adrian Peterson (7).

2021 - Minnesota Vikings

- Started all 17 games at LG and played all 1,082 offensive snaps in 2021, joining RT Brian O'Neill as the only Vikings to do so on offense.
- Started his 10th career game at Cincinnati (9/12) in Week 1.
- Started at Arizona (9/19) and helped Dalvin Cook to a 131-yard rushing day.
- Started vs. Seattle (9/26) and helped team to first win of the season, posting a 100-yard rusher (Alexander Mattison, 112), a 100-yard receiver (Justin Jefferson, 118) and a 300-yard passer (Kirk Cousins, 323) for the first time on the season.
- Started at Carolina (10/17) and helped offense to a 100+ yard RB (Cook, 140), WR (Thielen, 126) and 300+ yard QB (Cousins, 373) in an OT win.

2020 - Minnesota Vikings

- Appeared in 13 games (9 starts) at RG as the Vikings offense totaled the seventh-most rushing yards (2,283) and the second-most scrimmage yards (6,548) in team history.
- Made NFL debut at Indianapolis (9/20) in Week 2.
- Made first career start vs. Atlanta (10/18) and went on to start next three games before being injured vs. Dallas and Carolina.
- Returned to action and helped the Vikings record 420 total net yards of offense vs. Jacksonville (12/6) in an OT win.
- Started the final five straight games of the season.
- Vikings ranked fourth in NFL total offense, a 12-spot jump from 2019 and scored 55 offensive touchdowns, the second-best mark in team history behind the 1998 squad.
- Helped RB Dalvin Cook rush for 1,557 yards, the third-best mark in Vikings history and the second-most in the NFL for the year. Cook had 16 rushing TDs, the second-best season mark in Vikings history, and earned a second-straight Pro Bowl berth.

- Cook tied a team record in win at Green Bay (11/1) by scoring four touchdowns in a game (three rushing, one receiving), only the third time in Vikings history the feat has been accomplished, and tied the team record with three rushing touchdowns in a game.
- Helped rookie WR Justin Jefferson rewrite the NFL and team record book with an NFL post-merger record 1,400 yards receiving and a team-record 88 catches en route to Second-Team Associated Press All-Pro honors and a Pro Bowl berth.
- Protected QB Kirk Cousins as he threw for a career-high 35 TD passes and a 105.0 passer rating, the second-most touchdown passes in a season by a Vikings QB and the first time in team history a QB had consecutive seasons with a 100+ passer rating.

COLLEGE - BOISE STATE

- Two-time First-Team All-Mountain West in 2018 and '19 and honorable mention in 2017 as a redshirt freshman.
- Started in all 40 of his college games after redshirting in 2016.
- Boise State played in Mountain West Championship Game each season, winning conference title in 2017 and 2019.
- Helped Broncos to 12-2 mark in 2019, with the only losses coming at BYU and in Las Vegas Bowl to Washington.
- Squad went 10-3 in 2018 and 11-3 in 2017, winning Las Vegas Bowl over Oregon.
- Blocked for Mountain West Freshman of the Year, RB George Holani, in 2019.
- During his time as a Bronco, helped extended the team's streak of having a 1,000-yard rusher to 12 consecutive seasons. Alexander Mattison's rushing totals benefited from Cleveland in 2017 (1,086) and 2018 (1,415).
- Protected Mountain West Player of the Year, QB Brett Rypien, and the nation's 18th-ranked passing offense (292 ypg) in 2018.
- Started 14 games as a redshirt freshman while the Broncos finished second on the Mountain West in scoring (32.5 ppg).

PREP - BETHEL

- As a senior, totaled 41 tackles and 4.0 sacks. Earned Lineman of the Year honors after being named First-Team All-Area as a DT and First-Team All-Conference as an OL.
- Named Bethel's Defensive Player of the Year and earned a spot on Washington's All-State team.
- Played center field in baseball and wrestled at Bethel.
- Two-star recruit according to Rivals and the No. 24 player in Washington.



CHARLES COLDON JR.



35

CORNERBACK

Ht: 6-1

DOB: 9-3-98

Vikings Season: Rookie

Acquired: UDFA '23

Wt: 180

College: Oklahoma

NFL Season: Rookie

0 GP/GS

0/0

CAREER GP/GS

0/0

PLAYOFF GP/GS

0/0

KEY TRANSACTIONS

- Joined the Vikings as an undrafted free agent in 2023.

OFF THE FIELD

- Born and raised in Belleville, Ill.
- Graduated from Wyoming with a degree in American studies.
- Majored in African and African American studies at Oklahoma.

COLLEGE - WYOMING/OKLAHOMA

- In 2022 at Oklahoma, played in 12 games and started each of the last four. Led team and tied for 22nd nationally with four interceptions (returned for 32 yards). Totaled 43 tackles, 2.0 tackles for loss and team-high-tying six pass breakups.
- Transferred to Oklahoma prior to the 2022 season from Wyoming.
- Started all 13 games. Registered 67 total tackles (48 solo) with 4.5 for loss. Led the team with 902 snaps and 10 pass breakups.
- Started in all six of Wyoming's games in a shortened 2020 season. Finished with 26 total tackles (17 solo), a team-high two interceptions and one pass breakup.
- Started in three contests in 2019, recording 14 total tackles.
- Appeared in three games in 2018. Made eight total tackles and had one pass breakup.

HONORS

- All-Big 12 Honorable Mention (2022).
- Second-team All-Mountain West (2021).

HIGH SCHOOL - MENLO-ATHERTON HIGH

- Three-star cornerback according to Rivals.
- Credited with 126 total tackles and four interceptions in his career at Althoff Catholic High School.
- Registered career averages of 18.1 yards per reception and 87.6 yards per game.
- Recorded both kickoff and punt return touchdowns in his final two years.
- Earned Class 4A First-Team All-State honors as a wideout his senior season.



KIRK COUSINS



8

QUARTERBACK

Ht: 6-3

DOB: 8-19-88

Vikings Season: 6

Acquired: FA '18

Wt: 205

College: Michigan State

NFL Season: 12

2022 GP/GS

17/17

CAREER GP/GS

142/137

PLAYOFF GP/GS

5/4

KEY TRANSACTIONS

- Selected by Washington in the fourth round (No. 102 overall) in the 2012 NFL Draft on 4/28/12.
- Was assigned the transition tag by Washington on 3/1/16.
- Signed a one-year deal with Washington on 3/3/16.
- Assigned the franchise tag by Washington on 2/28/17.
- Signed a one-year deal with Washington on 3/13/17.
- Signed a three-year deal with the Minnesota Vikings on 3/15/18
- Signed a two-year extension with the Minnesota Vikings on 3/16/20.
- Signed a one-year extension with the Vikings on 3/13/22.

OFF THE FIELD

- Married his wife, Julie, in the 2014 offseason. The couple welcomed their first child, Cooper, in the fall of 2017 and their second, Turner, in the spring of 2019.
- Father, Don, is a minister and his mother, MaryAnn, is a flight attendant.
- Brother, Kyle, lettered four times as a pitcher at Calvin College in Grand Rapids, Michigan.
- Published his first book, *Game Changers: Faith, Football, & Finding Your Way*, in 2013.
- Graduated from Michigan State with 3.68 GPA in kinesiology.
- A frequent guest speaker at churches around the country.
- Surprised 50 children from People Serving People, the region's largest homeless shelter, with a Halloween party in 2019, buying the kids costumes before ending the night at TCO Performance Center.
- Together with Sleep Number, surprised Minnesota student athletes selected as the Vikings 2019 Community Captains.
- Supported Urban Homeworks, a nonprofit that builds affordable housing in urban areas, through the 2018 My Cause My Cleats campaign.
- Held a summer youth football camp in Holland, Michigan, (2013-19) and held his first in Minnesota in June 2019.
- In October of 2018 launched the Julie and Kirk Cousins Foundation, which aims to inspire generosity in others and make famous the generous heart of God.
- Partnered with Hy-Vee on a cereal, Cousins CinnaMinn Snaps, in 2020 with all proceeds to benefit the Boys & Girls Clubs of the Twin Cities.
- Has his own website, KirkCousins.org.

HONORS

- Seven-time NFC Offensive Player of the Week - 2015 Week 7 vs. Tampa Bay (10/25), 2015 Week 10 vs. New Orleans (11/15), 2016 Week 11 vs. Green Bay (11/20), 2017 Week 3 vs. Oakland (9/24), 2020 Week 12 vs. Carolina (11/29) and Week 17 at Detroit (1/3), 2022 Week 15 vs. Indianapolis (12/17).
- Earned NFC Offensive Player of the Month honors for October 2019, November 2016 and for December 2015.
- Voted FedEx Air Player of the Week three times - vs. Green Bay (11/20/16), at Philadelphia (9/21/14) and vs. Philadelphia (10/13/19).
- Four-time Pro Bowler, earning selections after the 2016, 2019, 2021 and 2022 seasons.
- Named 2019 Vikings Offensive MVP as part of the team awards during the annual MN Football Honors program.
- Named the 2015 PFWA Co-Most Improved Player of the Year.
- Named two-time captain for Washington (2016-17) and a Vikings team captain each season since 2018.
- Won Pepsi NFL Rookie of the Week in his first career start at Cleveland (12/16/12).

CAREER NOTES

2022 - Minnesota Vikings

- Started all 17 games and set team records for passing attempts (643) and passing first downs (230), also totaled the second-most completions (424) and passing yards (4,547) in club history.
- Registered a career-high eight game-winning drives the most in the NFL in 2022 and tied with Matthew Stafford in 2016 for the

- most in a single season in NFL history
- Led the largest comeback in NFL history vs. Indianapolis (12/17), overcoming a 33-point deficit to beat the Colts 39-36 in overtime.
- Threw for a career-high 460 yards, the second-most passing yards in franchise history, four touchdowns and a 99.3 passer rating.
- Paired with one completed pass from WR Justin Jefferson, Cousins and the Vikings completed 81.6% of their passes vs. New England (11/24), the second-highest completion percentage against the Patriots under Bill Belichick (9/21/08 vs. Dolphins, 85.7%).
- Had thrown a touchdown in 39 consecutive games prior to not throwing one against Dallas (11/20), the sixth longest streak all-time.
- Threw for 224 yards on third and fourth down at Buffalo (11/13), the most by a QB in a game in the NFL since Dak Prescott had 229 in Week 17 of 2018.
- Had the second-longest touchdown run of his career behind his 19-yard touchdown run at Detroit (10/23/16) with a 17-yard touchdown run vs. Arizona (10/30).
- Set a team record record for consecutive passes completed in a game by connecting on his first 17 passes vs. Chicago (10/9).
- Started his fifth consecutive Week 1 game for the Minnesota Vikings vs. Green Bay (9/11), the most for a Vikings QB since Daunte Culpepper started six straight openers from 2000-05. QB Fran Tarkenton holds the record for seven straight seasons starting the opening game from 1972-78.

2021 - Minnesota Vikings

- Finished fourth in the NFL with a 103.1 passer rating and earned his third career Pro Bowl trip.
- Threw 33 TD passes, the second most of his career, trailing only 2020's total of 35.
- Trailed only Packers QB and 2021 NFL MVP Aaron Rodgers for the best pass TD/INT ratio.
- Placed on Reserve/COVID-19 on 12/31.
- Led his third game-winning drive and recorded his fourth game with at least three passing TDs and 0 INTs vs. Green Bay (11/21).
- Had back-to-back games leading winning drives vs. Detroit (10/10) and at Carolina (10/17), his 18th and 19th career game-winning drives (including playoffs).
- Threw his first interception in 224 pass attempts in Week 4 vs. Cleveland (10/3), breaking his own team record for consecutive pass attempts without an INT.
- In Week 3 vs. Seattle (9/26), led the Vikings to their first win vs. Seattle in the last eight contests with 323 passing yards, 3 passing TDs and 0 INTs on 30-of-38 passing (128.4 passer rating).
- Threw for three TDs, all in the first half, 244 passing yards and recorded a career-long 29-yard run at Arizona (9/19). Started his fourth straight opener for the Vikings, the first QB to do so with the team since Daunte Culpepper from 2002-05.
- Had his third career game with at least 350 passing yards with two or more TDs and 0 INTs while with the Vikings during Week 1 at Cincinnati (9/12).
- His 36 completions at Cincinnati are tied for his second-most as a member of the Vikings - 40 vs. Buffalo (9/23/18), 36 at Los Angeles Rams (9/27/18).

2020 - Minnesota Vikings

- Earned a pair of NFC Offensive Player of the Week awards, vs. Carolina (11/29) and at Detroit (1/3), his first time with the honors as a Viking.
- Posted 105.0 passer rating, the second-best of his career behind 107.4 in 2019, and the only time in Vikings history a QB had consecutive 100+ passer rating seasons.
- Started all 16 games and threw every pass for the club.
- Ranks second in team history with 35 TD passes in a season and set a franchise-record eight games of three-plus passing TDs.
- Vikings offense scored 55 TDs, the second-best mark in team history behind the 1998 team (58).
- Helped rookie WR Justin Jefferson set Vikings rookie record for catches (88) and receiving yards (1,400); the yardage mark is the most in the NFL by a rookie since the merger and he had seven games of 100+ yards, matching a post-merger NFL record.
- Vikings were No. 4 in total offense in 2020, a 12-spot jump from 2019 and the highest rank by the Vikings since 2004.
- In his 100th career game, went 11 of 14 for 160 yards and a TD in upset win at Green Bay (11/1), 28-22.
- Completed 25 of 36 passes for 292 yards and two TDs at Chicago (11/16) to earn his first career MNF win.
- Became the fifth QB in the NFL since 1970 to complete 2,250 or more passes in 102 career games or fewer (according to Sportradar).
- Led his 16th regular-season comeback win vs. Carolina (11/29) as he went 34 of 45 for 307 yards, three TDs and a 115.7 rating, throwing the winning TD in to Chad Beebe with 46 seconds left in the game.
- Earned first NFC Offensive Player of the Week honors for the first time as a Viking.
- With three TD performance vs. Jacksonville (12/6), Cousins tied as the second-fastest QB in team history to throw 25+ TDs in a season, doing so in 12 games.
- Ran for career-high 41 yards vs. Tampa Bay (12/13).
- Earned NFC Offensive Player of the Week honors at Detroit (1/3) as he went 28 of 40 for 405 yards, three TDs, 0 INTs and a 127.6 passer rating with a rushing TD.

2019 - Minnesota Vikings

- Started 15 games in 2019, completing 307 of 444 (69.1%) passes for 3,603 yards, 26 TDs and a career-low six INTs. His 107.4 passer rating in 2019 marked a personal best and established the second-best single season mark in Vikings history.
- Named to his second career Pro Bowl following the 2019 season.
- Went eight of 10 for 98 yards and one TD, good for a 140.8 passer rating vs. Atlanta (9/8). Also added six rushes for four yards and one TD, the 15th rushing TD of his career.
- Made his 75th career start at Green Bay (9/15).
- Was 22 of 27 for 306 yards and two TDs at the NY Giants (10/6).
- Vs. Philadelphia (10/13), tied his career high for single game passing TDs with four. Became the first
- Vikings QB since Brett Favre (vs. Baltimore, 10/18/09) to throw two passes of 50+ yards in the same game by throwing a 62-yard TD pass and a 51-yard TD pass, both to Stefon Diggs. Also became the first Viking in franchise history to have consecutive games with 300+ passing yards and a passer rating of 138.4 or higher.

- Went 24 of 34 for 337 yards and four TDs with zero INTs and a season-high 141.4 passer rating at Detroit (10/20), becoming the first QB in NFL history to have at least 300 passing yards and a passer rating of 130.0 or higher in three consecutive games. Also became the first Vikings QB to have consecutive games with four passing TDs and 300+ passing yards since Daunte Culpepper did so in Weeks 5-6 of the 2004 season.
- In his first game against the team that drafted him, went 23 of 26 for 285 yards and a 112.3 passer rating vs. Washington (10/24). His 88.5 completion percentage set a new single-game franchise record.
- Awarded NFC Offensive Player of the Month for October.
- Threw three passing TDs at Kansas City (11/3), marking 45 total TDs thrown as a Viking and moving past Brett Favre (44) for eighth most in franchise history.
- Went 23 of 32 for 220 yards, two TDs and a passer rating of 111.5 on Sunday Night Football at Dallas (11/10), marking his fourth consecutive game without a turnover.
- Led Minnesota back from a 20-0 halftime deficit vs. Denver (11/17) to win 27-23, tying the franchise's fourth-largest comeback. Also completed his 2,000th career pass, becoming the third-fastest player in NFL history to hit the mark (89 games).
- Threw a 58-yard TD pass to Laquon Treadwell at Seattle (12/2), his fifth TD pass of 40+ yards of the season. Snapped a streak of 201 consecutive pass attempts without an INT dating back to Week 5 vs. Philadelphia.
- Completed passes to eleven different players vs. Detroit (12/8), including C Garrett Bradbury on a tipped pass.
- Did not see game action vs. Chicago (12/29), breaking a 79-game start streak.
- Earned his first career postseason victory in the overtime Wild Card win over New Orleans (1/5/20), becoming the eighth QB in franchise history to win his first start in the playoffs. Finished the game 19 of 31 for 242 yards, one TD and a 96.4 passer rating.
- Finished 21 of 29 for 172 yards, one TD and one INT in the Divisional game at San Francisco (1/11/20).

2018 - Minnesota Vikings

- Started all 16 games and played every offensive snap in his debut season with the Vikings, completing 425 of 606 passes for 4,298 yards, 30 passing TDs, and 10 INTs.
- His 425 completions on the year set a new Vikings record. His 70.1% completion rate was the second-highest mark in the NFL in 2018, second-highest mark in franchise history and the 10th-highest mark in NFL history.
- Became the first QB in NFL history to throw for at least 4,000 yards, 30 TDs, a 70.0% completion rate and 10 or fewer INTs in a single season.
- Made his first start as a Minnesota Viking against San Francisco (9/9), completing 20-of-36 passes for 244 yards and two TDs while adding 26 yards on the ground. Threw his 100th career TD and first as a Viking, a 22-yard pass down the left sideline to WR Stefon Diggs in the 2nd quarter.
- Completed 35 of 48 passes for 425 yards and four TDs and one INT at Green Bay (9/16), earning a 118.8 passer rating. Capped an 8-play, 75-yard, 4th-quarter TD drive with a 2-point conversion throw to Stefon Diggs, forcing overtime and completing a 2nd-half comeback against the Packers.
- Finished 30-for-37 for 301 yards and one TD (109.6 passer RT) at Philadelphia (10/7) to become the first player in NFL history to complete 30+ passes in four consecutive games. Cousins' 161 completions through five games set a new franchise record.
- Turned in his best game of the season vs. Green Bay (11/25), completing 29-of-38 passes for 342 yards and three TDs for a 129.5 passer rating. Cousins' 3,289 passing yards through Week 12 set a Vikings record for most passing yards through the first 11 games of a season.
- Went 21-for-28 for 253 yards and three TDs at Detroit (12/23), becoming the fourth Vikings QB to throw for 4,000 yards in a single-season and tying his career high of 29 TDs in a season.

2017 - Washington

- Started all 16 games, completing 347 of 540 passes (64.3 percent) for 4,093 yards with 27 TDs and 13 INTs for a passer rating of 93.9.
- Had every pass attempt for Washington, becoming the first player in the team's 86-season history to record every passing attempt for Washington in a season.
- Led Washington in rushing TDs (4) for the second time in his career (5 in 2015), becoming the first Washington QB to lead the team in rushing TDs in multiple seasons since Norm Snead tied for the team lead in 1961 and 1962.
- Became the first player in league history to record at least 4,000 passing yards and four rushing TDs in three consecutive seasons.
- Threw for 240 passing yards vs. Philadelphia (9/10), moving past Billy Kilmer (12,352) for the fifth-most career passing yards in Washington history with the performance. Also matched his career high with 30 rushing yards on four carries.
- Engineered a 10-play, 70-yard TD drive at LA Rams (9/17) that culminated in an 11-yard TD pass for the game-winning score.
- Earned fourth career NFC Offensive Player of the Week honors after completing 25-of-30 passes for 365 yards with three TDs vs. Oakland (9/24).
- Set career high in rushing attempts (7) at Kansas City (10/2).
- Notched a 7-yard TD run vs. San Francisco (10/15) that tied him with Sonny Jurgensen (10) for the second-most career rushing TDs by a Washington QB.
- Trailing 14-10 with 1:34 remaining at Seattle (11/5) helped engineer a 4-play, 70-yard, game-winning TD drive, that featured back-to-back completions of 31 and 38 yards.
- Tied his career high with two rushing TDs vs. Minnesota (11/12), passing Sonny Jurgensen (10) for the second-most career rushing TDs by a Washington QB.
- Threw for 322 yards with three TDs for a passer rating of 132.6 at New Orleans (11/19) while starting his 42nd consecutive regular-season game with Washington, passing Mark Rypien (41 from 1990-93) for the second-longest streak by a Washington QB since the 1970 AFL-NFL merger. On his 12th completion at New Orleans, he also surpassed Rypien (1,244) for the fourth-most career completions in team history.
- Became the first QB in Washington history to record three consecutive 20-TD seasons after throwing for 251 yards with two TDs, pushing his total to 21 on the season, at Dallas (11/30).
- Threw a TD pass on his first pass attempt of the day vs. Arizona (12/17), doing so on his first individual passing attempt of a game for the second time in his career and first since Sept. 14, 2014 vs. Jacksonville after entering the game in relief.
- With his first of three TD passes of the game vs. Denver (12/24), his 25th of the season, he became the first quarterback in team

history to record three 25-TD seasons and also passed Mark Rypien (15,928) for the fourth-most career passing yards in Washington history during the contest.

2016 - Washington

- Finished the year with single-season team records in attempts (606), completions (406) and passing yards (4,917) and matched his team record for 300-yard passing games (seven).
- His 4,917 passing yards ranked third in the NFL and were the 15th-most in a season in NFL history.
- At 307.3 yards per game, he became the first QB in team history to average 300 passing yards per game in a season.
- Earned NFC Offensive Player of the Month honors for November, posting an NFL-high 362.0 yards per game with an 8:0 TD-to-INT ratio in three games. The honor was the second of his career, joining LB Wilber Marshall as the only players in team history to win multiple Player of the Month awards.
- With an INT on his 21st pass attempt vs. Pittsburgh (9/12), snapped a streak of 252 consecutive regular-season pass attempts at FedEx Field without an INT, dating back to Week 1 of the 2015 season. The streak – which extended to 298 consecutive attempts when including postseason play – was the longest streak of consecutive home pass attempts without an INT in team history. It also ended the streak of consecutive games with a TD pass at 17, including postseason play, the second-longest in team history (23, Sonny Jurgensen).
- Completed 28-of-46 passes vs. Dallas (9/18), snapping a streak of nine consecutive regular-season games with a completion percentage of 65.0% or better, dating back to 2015, tied for the second-longest in the NFL since 1960, trailing only Joe Montana (10 in 1989).
- Completed 38-of-56 passes for 458 yards with two TDs and one INT in a tie against Cincinnati (10/30) in London. His 38 completions set a then team record, surpassing the previous mark of 33 set by Cousins (vs. Tampa Bay, 10/25/15) and Jason Campbell (at Dallas, 11/18/07). His career-high 458 passing yards were the second-most in a single game in team history, trailing only Brad Johnson's 471-yard performance at San Francisco (12/26/99).
- Completed 21 of 30 passes for 375 yards and tied his season high with three TD passes in a win vs. Green Bay (11/20), earning NFC Offensive Player of the Week and FedEx Air Player of the Week honors.
- Completed 41-of-53 passes for 449 yards with three TDs on Thanksgiving Day at Dallas (11/24), breaking his own single-game team record with the 41 completions and also tying Mark Brunell's team record for most pass attempts in a game without an INT. Also claimed sole possession of the most career 400-yard passing games in team history with his third career 400-yard effort, passing Sonny Jurgensen and Mark Rypien (two each). The only player in team history to record multiple 400-yard passing games in a season.
- Threw 36 consecutive pass attempts without an INT until his 37th and final attempt of the game at Arizona (12/4), snapping a streak of 187 consecutive pass attempts without an INT, dating back to Week 8 vs. Cincinnati in London, the second-longest streak in Commanders history.
- Eclipsed 4,000 yards on the season with 234 passing yards at Philadelphia (12/11), becoming the 1st player in team history with multiple 4,000-yard passing seasons (2015 and 2016).
- Set career highs in rushing yards (30) and rushing TDs (2) in a win at Chicago (12/24). Also threw a TD pass in his 18th consecutive road game, tying Joe Theismann for the longest streak of road games with a passing TD (18 from 1982-85). Became the second quarterback in NFL history to record 4,000 passing yards and four rushing TDs in consecutive seasons (Aaron Rodgers, 2008-09).

2015 - Washington

- Started all 16 games and one postseason game after being named the starter in late August.
- Set single-season team records (which he would surpass or match in 2016) for attempts (543), completions (379), passing yards (4,166) and 300-yard passing games (7).
- Shared PFWA Co-Most Improved Player honors with Panthers CB Josh Norman
- Twice earned NFC Offensive Player of the Week honors (Weeks 7 and 10) and was named NFC Offensive Player of the Month in December.
- His 29 passing TDs on the season tied Joe Theismann (29 in 1983) for the second-most in a season in team history.
- Became the first player in team history to throw a TD in all 16 games in a season since the adoption of the 16-game schedule in 1978 and was one of only two NFL QBs to throw a TD pass in all 16 regular-season games in 2015 (Russell Wilson).
- Became the first Washington QB to lead the NFL in completion percentage since Sonny Jurgensen in 1970.
- Completed 74.7% of pass attempts in home games, the highest home completion % in a season in NFL history, surpassing Jim Harbaugh's 74.3% with the Colts in 1997.
- Recorded 31 completions on 46 attempts for 290 yards with one TD vs. Philadelphia (10/4) in addition to scoring his first career rushing TD while engineering a 15-play, 90-yard drive culminating with a 4-yard TD pass to Pierre Garçon to complete his first fourth-quarter comeback victory as a starter.
- Completed 21-of-32 passes for 219 yards with one TD and one INT at Atlanta (10/11), forcing OT with a 4-play, 46-yard drive in 24 seconds to set up a game-tying FG.
- According to the Elias Sports Bureau, became the first player to throw game-winning TDs in the final 30 seconds of game twice in a month since Drew Bledsoe in December 2005.
- Completed 33 of 40 passes for 317 yards and three TDs and also rushed three times for 15 yards with one TD in the largest comeback win (24 points) in team history vs. Tampa Bay (10/25). Earned NFC Offensive Player of the Week honors for his performance, as his career-high 33 completions tied Jason Campbell's franchise record at Dallas (11/18/07). Also became the first Commanders QB to record at least three passing TDs and at least one rushing TD in a single game since Trent Green vs. Arizona (11/22/98).
- Completed 20 of 25 passes for 324 yards with a career-high four TDs for a perfect passer rating of 158.3 in a 47-14 rout vs. New Orleans (11/15). Earned NFC Offensive Player of the Week honors, as his perfect passer rating was the Redskins first among QBs with at least 20 attempts in records available dating back to 1950. Also became the first Redskins QB to pass for 300+ yards and post a rating of at least 150.0 in a game since Pro Football Hall of Famer Sammy Baugh (10/31/48).
- Tied his career high with four passing TDs and added a 13-yard rushing TD in a win vs. Buffalo (12/20), his sixth consecutive game with a passer rating of 100.0 or better, the longest streak by a Washington QB in records available back to 1960. NFC Offensive Player of the Month for December.

- Finished regular season with 232 straight pass attempts at home without an INT dating back to Week 1, the longest home streak in team history according to the Elias Sports Bureau.
- Completed 31-of-46 passes for 365 yards with four TDs for 120.3 in a division-clinching win at Philadelphia (12/26).
- Completed 12-of-15 passes for 176 yards with three TDs for a passer rating of 155.1 in regular-season finale at Dallas (1/3/16) before exiting in the 2nd quarter and became the first player in team history to throw three TDs in the 1st quarter of a game.
- Completed 29-of-46 passes for 329 yards with one passing TD and one rushing TD in his first postseason start in NFC Wild Card Round vs. Green Bay (1/10/16). Became the first Washington QB to throw for a TD and run for a TD in a postseason game and tied Todd Collins' franchise record for completions in a postseason game (29, NFC Wild Card round at Seattle on Jan. 5, 2008).

2014 - Washington

- Appeared in six games with five starts and totaled 1,710 yards, 10 TDs and nine INTs on 126-of-204 passing.
- Entered in relief vs. Jacksonville (9/14) and completed 22-of-33 for 250 yards with two TDs and a 109.4 passer rating, completing his first 12 passes.
- Started at Philadelphia (9/21) and completed 30-of-48 passes for 427 yards with three TDs and a passer rating of 103.4, marking the first 400-yard passing day of his career and the first by a Washington QB since
- Donovan McNabb threw for 426 yards vs. Houston (9/19/10). Earned FedEx Air Player of the Week honors for his performance at Philadelphia.

2013 - Washington

- Appeared in five games, starting the final three of the season. Compiled 854 yards, four TDs and seven INTs on 81-for-155 passing on the season.
- Started at Atlanta (12/15), completing 29 of 45 passes for 381 yards and three TDs, all career highs at the time. Became the first Washington QB in the Super Bowl era to throw for 300 yards in each of his opening two career starts, according to Elias.

2012 - Washington

- Played in three regular-season games with one start and saw his first postseason action.
- Saw his first career game action vs. Atlanta (10/7), entering in relief of the injured Griffin III in the 3rd quarter and completing 5-of-9 passes for 111 yards with one TD and two INTs, throwing the first TD pass of his career by finding Santana Moss for a 77-yard TD.
- Led the first 4th-quarter comeback of his career, replacing Griffin III in the final two minutes of a win vs. Baltimore (12/9), leading an eight-point 4th-quarter comeback by connecting with Pierre Garçon for an 11-yard TD and then converted the game-tying 2-point conversion on a QB draw, marking the first time in team history that Washington had scored a 2-point conversion to send a game to overtime.
- Made his first career start in a win at Cleveland (12/16), completing 26-of-37 passes for 329 yards with two TDs, giving him his first 300-yard passing performance; won Pepsi NFL Rookie of the Week.
- Completed 3 of 10 passes for 31 yards in relief of an injured Robert Griffin III in the NFC Wild Card round vs. SEA (1/6/13).

COLLEGE - MICHIGAN STATE

- Appeared in 45 games, starting 39 of final 40, completing 723 of 1,128 passes (64.1%) for 9,131 yards, 66 TDs and 30 INTs.
- Gained 9,004 yards on 1,239 plays, an average of 7.3 yards per snap and 200.1 yards per game.
- Graduated as MSU record-holder with 66 career TD passes, topping the previous mark of 61 by Jeff Smoker (2000-03).
- Exited Michigan State ranking 10th on the Big Ten Conference all-time TD passes list (66).
- His 25 TD passes in 2011 broke the old school season record of 22 by Drew Stanton in 2005.
- Set school record for career pass completions (723).
- His 34 completions vs. Notre Dame in 2011 were one shy of Smoker's single-game record (35 vs. Ohio State in 2003).
- One of seven players in school history to complete at least 60% of his passes for MSU, as his pass completion percentage of 64.1 was second in school history and tied for seventh in Big Ten history.
- Established an MSU career-record with a 146.1 pass efficiency rating, topping the old mark of 142.3 by Gene Glick (1946-49).
- Broke school record with 9,004 yards of career total offense.
- Was only the second player in Spartans history to be named team captain as a sophomore and the first since 1949.
- Set the school record with 26 games throwing for 200+ yards.
- As of 2011, was one of only 16 players in MSU history to earn Academic All-Big Ten Conference honors in all four seasons.

PREP - HOLLAND CHRISTIAN (MI)

- Attended Holland Christian H.S., where he lettered in football, baseball and basketball.
- Earned All-Ottawa-Kent Conference honors as a QB for the football team, as a pitcher for the baseball squad and as a shooting guard for the basketball team.
- Was a 3-star prospect by Rivals.com.
- Finished prep career completing 198-of-366 passes for 3,204 yards, 40 TDs and 18 INTs in 16 games.
- In 2006, earned All-State and Academic All-State Honorable Mention by Michigan High School Football Coaches Association, as he went on to set 35 school game, season and career records en route to garnering Area Player of the Year accolades.
- That season, he completed 130 of 231 passes (56.3%) for 2,088 yards, 28 TDs and 10 INTs as a senior, leading the Maroons to the playoffs for the first time in school history.

KIRK COUSINS' NFL REGULAR SEASON PASSING/RUSHING STATISTICS

DATE	TEAM	PASSING													RUSHING				
		GP	GS	ATT.	CMP.	PCT.	YDS	AVG.	TD	INT.	LG	SK	LST	RATE	NO.	YDS.	AVG.	LG	TD
2022	Vikings	17	17	643	424	65.9	4,547	7.1	29	14	66	46	329	92.5	31	97	3.1	19	2
2021	Vikings	16	16	561	372	66.3	4,221	7.5	33	7	64t	28	197	103.1	29	115	4.0	29	1
2020	Vikings	16	16	516	349	67.6	4,265	8.3	35	13	71t	39	256	105.0	32	156	4.9	16	1
2019	Vikings	15	15	444	307	69.1	3,603	8.1	26	6	66	28	206	107.4	31	63	2.0	14	1
2018	Vikings	16	16	606	425	70.1	4,298	7.1	30	10	75t	40	262	99.7	44	123	2.8	19	1
2017	Redskins	16	16	540	347	64.3	4,093	7.6	27	13	74	41	342	93.9	49	179	3.7	18	4
2016	Redskins	16	16	606	406	67.0	4,917	8.1	25	12	80t	23	190	97.2	34	96	2.8	19t	4
2015	Redskins	16	16	543	379	69.8	4,166	7.7	29	11	78t	26	186	101.6	26	48	1.8	13t	5
2014	Redskins	6	5	204	126	61.8	1,710	8.4	10	9	81t	8	70	86.4	7	20	2.9	12	0
2013	Redskins	5	3	155	81	52.3	854	5.5	4	7	62	5	32	58.4	4	14	3.5	6	0
2012	Redskins	3	1	48	33	68.8	466	9.7	4	3	77t	3	27	101.6	3	22	7.3	17	0
TOTALS		142	137	4,866	3,249	66.8	37,140	7.6	252	105	81T	287	2,097	97.8	290	933	3.2	29	19

KIRK COUSINS' NFL POSTSEASON PASSING/RUSHING STATISTICS

DATE	TEAM	PASSING													RUSHING				
		GP	GS	ATT.	CMP.	PCT.	YDS	AVG.	TD	INT.	LG	SK	LST	RATE	NO.	YDS.	AVG.	LG	TD
2022	Vikings	1	1	39	31	79.5	273	7.0	2	0	28	0	0	112.9	1	1	1.0	1t	1
2019	Vikings	2	2	60	40	66.7	414	6.9	2	1	43	8	56	90.6	2	-1	-0.5	0	0
2015	Redskins	1	1	46	29	63.0	329	7.2	1	0	38	6	59	91.7	2	2	1.0	3t	1
2012	Redskins	1	0	10	3	30.0	31	3.1	0	0	15	0	0	40.0	1	0	0.0	0	0
TOTALS		5	4	155	103	66.5	1,047	6.8	5	1	43	14	115	93.7	6	2	0.3	3T	2

SINGLE-GAME HIGHS: QUARTERBACK

Pass Attempts	56 at CIN, Oct 30, 2016	Passer Rating	158.3 vs. NO, Nov 15, 2015
Pass Completions	41 at DAL, Nov 24, 2016	Rush Attempts	7 at KC, Oct 02, 2017
Yards Passing	460 vs. IND, Dec 17, 2022	Rushing Yards	41 at TB, Dec 13, 2020
TD Passes	4 vs. IND, Dec 17, 2022	Rushing Average	5.4 at KC, Oct 02, 2017
	...6 more at 4.	Longest Runs	29 at ARI, Sep 19, 2021
Long Passes	81t at PHI, Sep 21, 2014	Rushing TDs	2 vs. MIN, Nov 12, 2017
Completion Percentage	88.5 vs. WAS, Oct 24, 2019		...1 more at 2.

SINGLE-GAME HIGHS - POSTSEASON: QUARTERBACK

Pass Attempts	46 vs. GB, Jan 10, 2016	Passer Rating	112.9 vs. NYG, Jan 15, 2023
Pass Completions	31 vs. NYG, Jan 15, 2023	Rush Attempts	2 at NO, Jan 05, 2020
Yards Passing	329 vs. GB, Jan 10, 2016		...1 more at 2.
TD Passes	2 vs. NYG, Jan 15, 2023	Rushing Yards	2 vs. GB, Jan 10, 2016
Long Passes	43 at NO, Jan 05, 2020	Longest Runs	3t vs. GB, Jan 10, 2016
Completion Percentage	79.5 vs. NYG, Jan 15, 2023	Rushing TDs	1 vs. NYG, Jan 15, 2023
			...1 more at 1.

300-YARD PASSING GAMES (46): REGULAR SEASON

DATE	TEAM	NO.	YDS.	AVG.	LG	TD
12/16/12	at Browns	26	329	12.7	54t	2
12/15/13	at Falcons	29	381	13.1	62	3
09/21/14	at Eagles	30	427	14.2	81t	3
10/12/14	at Cardinals	24	354	14.8	64t	2
09/24/15	at Giants	30	316	10.5	26	1
10/25/15	BUCCANEERS	33	317	9.6	38	3
11/15/15	SAINTS	20	324	16.2	78t	4
11/29/15	GIANTS	20	302	15.1	63t	1
12/13/15	at Bears	24	300	12.5	32	1
12/20/15	BILLS	22	319	14.5	77t	4
12/26/15	at Eagles	31	365	11.8	28	4
09/12/16	STEELERS	30	329	11.0	33	0
09/18/16	COWBOYS	28	364	13.0	57	1
10/23/16	at Lions	30	301	10.0	27	1
10/30/16	at Bengals	38	458	12.1	44	2
11/20/16	PACKERS	21	375	17.9	70t	3
11/24/16	at Cowboys	41	449	11.0	67t	3
12/19/16	PANTHERS	32	315	9.8	23	0
09/24/17	RAIDERS	25	365	14.6	74	3
10/15/17	49ERS	25	330	13.2	51	2
10/23/17	at Eagles	30	303	10.1	32	3
11/12/17	VIKINGS	26	327	12.6	36t	1
11/19/17	at Saints	22	322	14.6	40t	3
09/16/18	at Packers	35	425	12.1	75t	4
09/27/18	at Rams	36	422	11.7	45t	3
10/07/18	at Eagles	30	301	10.0	68	1
10/28/18	SAINTS	31	359	11.6	31	2
11/25/18	PACKERS	29	342	11.8	33	3
10/06/19	at Giants	22	306	13.9	44	2
10/13/19	EAGLES	22	333	15.1	62t	4
10/20/19	at Lions	24	338	14.1	66	4
11/17/19	BRONCOS	29	319	11.0	54t	3
10/18/20	FALCONS	24	343	14.3	49t	3
11/22/20	COWBOYS	22	314	14.3	51	3
11/29/20	PANTHERS	34	307	9.0	25	3
12/06/20	JAGUARS	28	305	10.9	40	3
01/03/21	at Lions	28	405	14.5	40t	3
09/12/21	at Bengals	36	351	9.8	34	2
09/26/21	SEAHAWKS	30	323	10.8	28	3
10/17/21	at Panthers	33	373	11.3	40	3
11/21/21	PACKERS	24	341	14.2	56	3
12/05/21	at Lions	30	340	11.3	48	2
12/26/21	RAMS	27	315	11.7	34	1
11/13/22	at Bills	30	357	11.9	46	1
12/11/22	at Lions	31	425	13.7	47	2
12/17/22	COLTS	34	460	13.5	64t	4

300-YARD PASSING GAMES (1): POSTSEASON

DATE	TEAM	NO.	YDS.	AVG.	LG	TD
01/10/16	PACKERS	29	329	11.3	38	1

2022 GAME-BY-GAME REGULAR-SEASON STATISTICS (VIKINGS)

DATE	OPPONENT	P/S	PASSING											RUSHING					SCORE
			ATT	CMP	YDS	PCT	Y/A	Y/C	TD	INT	LG	SK/YD	RATE	ATT	YDS	LG	TD	W/L	
09/11	Packers	S	32	23	277	71.9	8.7	12.0	2	0	64	1/8	118.9	0	0	0	0	W	23-7
09/19	at Eagles	S	46	27	221	58.7	4.8	8.2	1	3	19	2/19	51.1	2	20	13	0	L	7-24
09/25	Lions	S	41	24	260	58.5	6.3	10.8	2	0	28t	1/10	93.5	1	-1	-1	0	W	28-24
10/02	at Saints	S	38	25	273	65.8	7.2	10.9	1	1	41	3/23	84.6	0	0	0	0	W	28-25
10/09	Bears	S	41	32	296	78.0	7.2	9.3	1	1	31	1/7	94.7	4	4	5	1	W	29-22
10/16	at Dolphins	S	30	20	175	66.7	5.8	8.8	2	0	47	3/19	104.2	2	-5	-1	0	W	24-16
10/30	Cardinals	S	36	24	232	66.7	6.4	9.7	2	0	29	3/24	103.0	4	22	17t	1	W	34-26
11/06	at Commanders	S	40	22	265	55.0	6.6	12.0	2	1	47	2/17	81.8	2	-2	2	0	W	20-17
11/13	at Bills	S	50	30	357	60.0	7.1	11.9	1	2	46	4/23	71.8	6	12	15	0	W	33-30+
11/20	Cowboys	S	23	12	105	52.2	4.6	8.8	0	0	15	7/49	64.6	0	0	0	0	L	3-40
11/24	Patriots	S	37	30	299	81.1	8.1	10.0	3	1	37	1/9	116.1	1	-1	-1	0	W	33-26
12/04	Jets	S	35	21	173	60.0	4.9	8.2	1	0	38	2/14	82.2	3	9	11	0	W	27-22
12/11	at Lions	S	41	31	425	75.6	10.4	13.7	2	0	47	3/26	124.5	0	0	0	0	L	23-34
12/17	Colts	S	54	34	460	63.0	8.5	13.5	4	2	64t	7/34	99.3	2	0	1	0	W	39-36+
12/24	Giants	S	48	34	299	70.8	6.2	8.8	3	0	25	4/29	107.9	1	2	2	0	W	27-24
01/01	at Packers	S	31	18	205	58.1	6.6	11.4	1	3	47t	2/18	49.2	3	37	19	0	L	17-41
01/08	at Bears	S	20	17	225	85.0	11.3	13.2	1	0	66	0/0	130.2	0	0	0	0	W	29-13
2022 TOTALS		17-17	643	424	4,547	65.9	7.1	10.7	29	14	66	46/329	92.5	31	97	19	2	13-4	

+ - Overtime

2021 GAME-BY-GAME REGULAR-SEASON STATISTICS (VIKINGS)

DATE	OPPONENT	P/S	PASSING											RUSHING					SCORE
			ATT	CMP	YDS	PCT	Y/A	Y/C	TD	INT	LG	SK/YD	RATE	ATT	YDS	LG	TD	W/L	
09/12	at Bengals	S	49	36	351	73.5	7.2	9.8	2	0	34	3/26	106.8	0	0	0	0	L	24-27+
09/19	at Cardinals	S	32	22	244	68.8	7.6	11.1	3	0	64t	1/2	122.4	2	35	29	0	L	33-34
09/26	Seahawks	S	38	30	323	78.9	8.5	10.8	3	0	28	1/10	128.4	1	2	2	0	W	30-17
10/03	Browns	S	38	20	203	52.6	5.3	10.2	1	1	31	2/13	66.0	2	0	1	0	L	7-14
10/10	Lions	S	34	25	275	73.5	8.1	11.0	1	1	37	2/11	94.6	1	4	4	0	W	19-17
10/17	at Panthers	S	48	33	373	68.8	7.8	11.3	3	0	40	0/0	112.6	2	16	16	0	W	34-28+
10/31	Cowboys	S	35	23	184	65.7	5.3	8.0	1	0	32	1/7	88.3	3	18	13	0	L	16-20
11/07	at Ravens	S	28	17	187	60.7	6.7	11.0	2	0	50t	0/0	104.3	1	1	1t	1	L	31-34+
11/14	at Chargers	S	37	25	294	67.6	7.9	11.8	2	0	27	2/16	109.5	4	-3	4	0	W	27-20
11/21	Packers	S	35	24	341	68.6	9.7	14.2	3	0	56	2/23	128.4	2	-4	-2	0	W	34-31
11/28	at 49ers	S	32	20	238	62.5	7.4	11.9	2	1	30	1/6	93.0	0	0	0	0	L	26-34
12/05	at Lions	S	40	30	340	75.0	8.5	11.3	2	0	48	3/14	116.7	2	6	7	0	L	27-29
12/09	Steelers	S	31	14	216	45.2	7.0	15.4	2	2	62t	0/0	63.4	2	14	11	0	W	36-28
12/20	at Bears	S	24	12	87	50.0	3.6	7.3	2	1	18	4/26	69.3	2	10	7	0	W	17-9
12/26	Rams	S	38	27	315	71.1	8.3	11.7	1	1	34	3/20	93.6	4	17	8	0	L	23-30
01/02	at Packers		DID NOT PLAY															L	10-37
01/09	Bears	S	22	14	250	63.6	11.4	17.9	3	0	45t	3/23	142.0	1	-1	-1	0	W	31-17
2021 TOTALS		16-16	561	372	4,221	66.3	7.5	11.3	33	7	64T	28/197	103.1	29	115	29	1	8-9	

+ - Overtime

2020 GAME-BY-GAME REGULAR-SEASON STATISTICS (VIKINGS)

DATE	OPPONENT	P/S	PASSING											RUSHING					SCORE
			ATT	CMP	YDS	PCT	Y/A	Y/C	TD	INT	LG	SK/YD	RATE	ATT	YDS	LG	TD	W/L	
09/13	Packers	S	25	19	259	76.0	10.4	13.6	2	1	37t	2/11	118.6	4	34	16	0	L	34-43
09/20	at Colts	S	26	11	113	42.3	4.3	10.3	0	3	24	3/18	15.9	0	0	0	0	L	11-28
09/27	Titans	S	27	16	251	59.3	9.3	15.7	3	2	71t	2/13	96.4	2	14	14	0	L	30-31
10/04	at Texans	S	22	16	260	72.7	11.8	16.3	1	0	39	3/12	127.1	4	5	5	0	W	31-23
10/11	at Seahawks	S	39	27	249	69.2	6.4	9.2	2	1	25	3/1	92.8	1	2	2	0	L	26-27
10/18	Falcons	S	36	24	343	66.7	9.5	14.3	3	3	49t	1/10	90.4	0	0	0	0	L	23-40
11/01	at Packers	S	14	11	160	78.6	11.4	14.5	1	0	50t	1/9	138.1	0	0	0	0	W	28-22
11/08	Lions	S	20	13	220	65.0	11.0	16.9	3	0	35	1/8	141.7	0	0	0	0	W	34-20
11/16	at Bears	S	36	25	292	69.4	8.1	11.7	2	1	54	1/6	100.7	1	-1	-1	0	W	19-13
11/22	Cowboys	S	30	22	314	73.3	10.5	14.3	3	0	51	2/9	140.1	1	4	4	0	L	28-31
11/29	Panthers	S	45	34	307	75.6	6.8	9.0	3	0	25	2/16	115.7	3	19	11	0	W	28-27
12/06	Jaguars	S	43	28	305	65.1	7.1	10.9	3	1	40	4/30	99.5	3	12	10	0	W	27-24+
12/13	at Buccaneers	S	37	24	225	64.9	6.1	9.4	1	0	25	6/52	90.5	5	41	13	0	L	14-26
12/20	Bears	S	35	24	271	68.6	7.7	11.3	2	1	30	3/22	98.6	3	25	10	0	L	27-33
12/25	at Saints	S	41	27	291	65.9	7.1	10.8	3	0	25	2/17	110.9	0	0	0	0	L	33-52
01/03	at Lions	S	40	28	405	70.0	10.1	14.5	3	0	40t	3/22	127.6	5	1	4	1	W	37-35
2020 TOTALS		16-16	516	349	4,265	67.6	8.3	12.2	35	13	71T	39/256	105.0	32	156	16	1	7-9	

+ - Overtime

2019 GAME-BY-GAME REGULAR-SEASON STATISTICS (VIKINGS)

DATE	OPPONENT	P/S	PASSING											RUSHING					SCORE
			ATT	CMP	YDS	PCT	Y/A	Y/C	TD	INT	LG	SK/YD	RATE	ATT	YDS	LG	TD	W/L	
09/08	Falcons	S	10	8	98	80.0	9.8	12.3	1	0	31	1/1	140.8	6	4	3	1	W	28-12
09/15	at Packers	S	32	14	230	43.8	7.2	16.4	1	2	61	1/7	52.9	2	17	11	0	L	16-21
09/22	Raiders	S	21	15	174	71.4	8.3	11.6	1	0	35t	0/0	112.0	4	16	10	0	W	34-14
09/29	at Bears	S	36	27	233	75.0	6.5	8.6	0	0	39	6/51	91.6	0	0	0	0	L	6-16
10/06	at Giants	S	27	22	306	81.5	11.3	13.9	2	0	44	3/27	138.6	3	3	4	0	W	28-10
10/13	Eagles	S	29	22	333	75.9	11.5	15.1	4	1	62t	1/8	138.4	2	0	1	0	W	38-20
10/20	at Lions	S	34	24	338	70.6	9.9	14.1	4	0	66	0/0	141.5	4	-3	0	0	W	42-30
10/24	Redskins	S	26	23	285	88.5	11.0	12.4	0	0	39	3/12	112.3	2	2	2	0	W	19-9
11/03	at Chiefs	S	38	19	220	50.0	5.8	11.6	3	0	32	1/8	94.2	1	5	5	0	L	23-26
11/10	at Cowboys	S	32	23	220	71.9	6.9	9.6	2	0	30	1/9	111.5	1	5	5	0	W	28-24
11/17	Broncos	S	35	29	319	82.9	9.1	11.0	3	0	54t	5/35	133.2	2	1	1	0	W	27-23
12/02	at Seahawks	S	38	22	276	57.9	7.3	12.5	2	1	58t	0/0	87.2	0	0	0	0	L	30-37
12/08	Lions	S	30	24	242	80.0	8.1	10.1	1	0	44	1/8	111.4	1	-1	-1	0	W	20-7
12/15	at Chargers	S	25	19	207	76.0	8.3	10.9	1	1	46	0/0	96.6	3	14	14	0	W	39-10
12/23	Packers	S	31	16	122	51.6	3.9	7.6	1	1	28	5/40	58.8	0	0	0	0	L	10-23
12/29	Bears		DID NOT PLAY (NON-INJURY)															L	19-21
2019 TOTALS		15-15	444	307	3,603	69.1	8.1	11.7	26	6	66	28/206	107.4	31	63	14	1	10-6	

2018 GAME-BY-GAME REGULAR-SEASON STATISTICS (VIKINGS)

DATE	OPPONENT	P/S	PASSING											RUSHING				W/L/ T	SCORE
			ATT	CMP	YDS	PCT	Y/A	Y/C	TD	INT	LG	SK/YD	RATE	ATT	YDS	LG	TD		
09/09	49ers	S	36	20	244	55.6	6.8	12.2	2	0	34	3/17	95.1	4	26	13	0	W	24-16
09/16	at Packers	S	48	35	425	72.9	8.9	12.1	4	1	75t	2/13	118.8	2	5	4	0	T	29-29
09/23	Bills	S	55	40	296	72.7	5.4	7.4	1	1	19	4/18	83.6	2	2	2	0	L	6-27
09/27	at Rams	S	50	36	422	72.0	8.4	11.7	3	0	45t	4/30	117.2	4	28	19	0	L	31-38
10/07	at Eagles	S	37	30	301	81.1	8.1	10.0	1	0	68	1/3	109.6	5	1	3	0	W	23-21
10/14	Cardinals	S	34	24	233	70.6	6.9	9.7	1	1	17	4/17	87.0	4	14	7t	1	W	27-17
10/21	at Jets	S	40	25	241	62.5	6.0	9.6	2	0	34t	1/13	95.9	2	-1	0	0	W	37-17
10/28	Saints	S	41	31	359	75.6	8.8	11.6	2	1	31	4/21	107.7	2	3	3	0	L	20-30
11/04	Lions	S	22	18	164	81.8	7.5	9.1	1	1	24	1/9	93.9	2	3	3	0	W	24-9
11/18	at Bears	S	46	30	262	65.2	5.7	8.7	2	2	25	2/16	76.5	1	5	5	0	L	20-25
11/25	Packers	S	38	29	342	76.3	9.0	11.8	3	0	33	2/17	129.5	6	17	11	0	W	24-17
12/02	at Patriots	S	44	32	201	72.7	4.6	6.3	1	2	24	2/18	70.4	0	0	0	0	L	10-24
12/10	at Seahawks	S	33	20	208	60.6	6.3	10.4	1	0	48	2/9	89.0	3	5	4	0	L	7-21
12/16	Dolphins	S	21	14	215	66.7	10.2	15.4	2	1	40t	2/17	112.2	5	7	3	0	W	41-17
12/23	at Lions	S	28	21	253	75.0	9.0	12.0	3	0	44t	2/13	137.9	1	1	1	0	W	27-9
12/30	Bears	S	33	20	132	60.6	4.0	6.6	1	0	18	4/31	79.4	1	7	7	0	L	10-24
2018 TOTALS		16-16	606	425	4,298	70.1	7.1	10.1	30	10	75T	40/262	99.7	44	123	19	1	8-7-1	

2017 GAME-BY-GAME REGULAR-SEASON STATISTICS (REDSKINS)

DATE	OPPONENT	P/S	PASSING											RUSHING				W/L/ T	SCORE
			ATT	CMP	YDS	PCT	Y/A	Y/C	TD	INT	LG	SK/YD	RATE	ATT	YDS	LG	TD		
09/10	Eagles	S	40	23	240	57.5	6.0	10.4	1	1	34	4/40	72.9	4	30	10	0	L	17-30
09/17	at Rams	S	27	18	179	66.7	6.6	9.9	1	0	23	2/23	97.6	3	7	7	0	W	27-20
09/24	Raiders	S	30	25	365	83.3	12.2	14.6	3	0	74	1/9	150.7	1	2	2	0	W	27-10
10/02	at Chiefs	S	24	14	220	58.3	9.2	15.7	2	0	69	0/0	116.7	7	38	15	0	L	20-29
10/15	49ers	S	37	25	330	67.6	8.9	13.2	2	1	51	1/5	102.3	4	26	18	1	W	26-24
10/23	at Eagles	S	40	30	303	75.0	7.6	10.1	3	1	32	4/34	110.7	3	18	11	0	L	24-34
10/29	Cowboys	S	39	26	263	66.7	6.7	10.1	1	1	41	4/27	83.6	1	0	0	0	L	19-33
11/05	at Seahawks	S	31	21	247	67.7	8.0	11.8	0	0	38	6/54	91.7	3	4	4	0	W	17-14
11/12	Vikings	S	45	26	327	57.8	7.3	12.6	1	1	36t	1/14	78.7	4	5	3	2	L	30-38
11/19	at Saints	S	32	22	322	68.8	10.1	14.6	3	0	40t	2/22	132.6	3	11	6	0	L	31-34+
11/23	Giants	S	31	19	242	61.3	7.8	12.7	2	1	38	6/41	93.8	3	4	7	0	W	20-10
11/30	at Cowboys	S	37	26	251	70.3	6.8	9.7	2	2	33	4/27	84.4	3	6	6	0	L	14-38
12/10	at Chargers	S	27	15	151	55.6	5.6	10.1	1	1	28	2/15	68.6	2	8	5	0	L	13-30
12/17	Cardinals	S	26	18	196	69.2	7.5	10.9	2	0	36t	1/9	116.8	2	0	1	0	W	20-15
12/24	Broncos	S	37	19	299	51.4	8.1	15.7	3	1	48t	0/0	94.3	5	8	7	0	W	27-11
12/31	at Giants	S	37	20	158	54.1	4.3	7.9	0	3	20	3/22	31.1	1	12	12t	1	L	10-18
2017 TOTALS		16-16	540	347	4,093	64.3	7.6	11.8	27	13	74	41/342	93.9	49	179	18	4	7-9	

+ - Overtime

2016 GAME-BY-GAME REGULAR-SEASON STATISTICS (REDSKINS)

			PASSING											RUSHING				W/L/T		SCORE
DATE	OPPONENT	P/S	ATT	CMP	YDS	PCT	Y/A	Y/C	TD	INT	LG	SK/YD	RATE	ATT	YDS	LG	TD	T	SCORE	
09/12	Steelers	S	43	30	329	69.8	7.7	11.0	0	2	33	0/0	72.7	1	8	8	0	L	16-38	
09/18	Cowboys	S	46	28	364	60.9	7.9	13.0	1	1	57	2/14	84.0	2	20	10	0	L	23-27	
09/25	at Giants	S	35	21	296	60.0	8.5	14.1	2	0	55t	2/14	106.4	3	-5	-1	0	W	29-27	
10/02	Browns	S	27	21	183	77.8	6.8	8.7	3	1	26	3/27	116.5	0	0	0	0	W	31-20	
10/09	at Ravens	S	41	29	260	70.7	6.3	9.0	1	1	27	1/10	85.4	1	-1	-1	0	W	16-10	
10/16	Eagles	S	34	18	263	52.9	7.7	14.6	2	1	37	0/0	85.8	2	8	9	0	W	27-20	
10/23	at Lions	S	39	30	301	76.9	7.7	10.0	1	0	27	2/18	106.9	3	15	19t	1	L	17-20	
10/30	at Bengals	S	56	38	458	67.9	8.2	12.1	2	1	44	1/12	97.2	3	-1	3	0	T	27-27	
11/13	Vikings	S	33	22	262	66.7	7.9	11.9	2	0	38t	1/2	110.9	1	-1	-1	0	W	26-20	
11/20	Packers	S	30	21	375	70.0	12.5	17.9	3	0	70t	2/11	145.8	4	4	4	0	W	42-24	
11/24	at Cowboys	S	53	41	449	77.4	8.5	11.0	3	0	67t	0/0	120.7	1	2	2	0	L	26-31	
12/04	at Cardinals	S	37	21	271	56.8	7.3	12.9	1	1	59	2/25	77.6	2	0	1t	1	L	23-31	
12/11	at Eagles	S	21	14	234	66.7	11.1	16.7	2	1	80t	2/7	116.0	4	6	6	0	W	27-22	
12/19	Panthers	S	47	32	315	68.1	6.7	9.8	0	1	23	1/9	77.9	2	11	12	0	L	15-26	
12/24	at Bears	S	29	18	270	62.1	9.3	15.0	1	0	57	0/0	104.1	5	30	13	2	W	41-21	
01/01	Giants	S	35	22	287	62.9	8.2	13.0	1	2	49	4/41	74.3	0	0	0	0	L	10-19	
2016 TOTALS		16-16	606	406	4,917	67.0	8.1	12.1	25	12	80T	23/190	97.2	34	96	19T	4	8-7-1		

2015 GAME-BY-GAME REGULAR-SEASON STATISTICS (REDSKINS)

			PASSING											RUSHING				W/L/T		SCORE
DATE	OPPONENT	P/S	ATT	CMP	YDS	PCT	Y/A	Y/C	TD	INT	LG	SK/YD	RATE	ATT	YDS	LG	TD	T	SCORE	
09/13	Dolphins	S	31	21	196	67.7	6.3	9.3	1	2	25	1/8	68.8	2	-1	0	0	L	10-17	
09/20	Rams	S	27	23	203	85.2	7.5	8.8	1	0	35	2/12	110.3	0	0	0	0	W	24-10	
09/24	at Giants	S	49	30	316	61.2	6.4	10.5	1	2	26	1/11	69.8	0	0	0	0	L	21-32	
10/04	Eagles	S	46	31	290	67.4	6.3	9.4	1	0	43	1/0	91.8	1	1	1t	1	W	23-20	
10/11	at Falcons	S	32	21	219	65.6	6.8	10.4	1	2	26	1/0	69.7	1	1	1	0	L	19-25+	
10/18	at Jets	S	43	25	196	58.1	4.6	7.8	1	2	20	1/5	57.9	1	1	1	0	L	20-34	
10/25	Buccaneers	S	40	33	317	82.5	7.9	9.6	3	0	38	1/12	124.7	3	15	8t	1	W	31-30	
11/08	at Patriots	S	40	22	217	55.0	5.4	9.9	1	1	36	1/4	68.4	0	0	0	0	L	10-27	
11/15	Saints	S	25	20	324	80.0	13.0	16.2	4	0	78t	3/23	158.3	0	0	0	0	W	47-14	
11/22	at Panthers	S	30	22	207	73.3	6.9	9.4	1	1	56t	5/35	89.2	1	4	4	0	L	16-44	
11/29	Giants	S	29	20	302	69.0	10.4	15.1	1	0	63t	0/0	114.4	4	1	1t	1	W	20-14	
12/07	Cowboys	S	31	22	219	71.0	7.1	10.0	1	0	28t	3/26	101.4	1	6	6	0	L	16-19	
12/13	at Bears	S	31	24	300	77.4	9.7	12.5	1	1	32	3/25	104.2	4	13	9	1	W	24-21	
12/20	Bills	S	28	22	319	78.6	11.4	14.5	4	0	77t	1/11	153.7	3	11	13t	1	W	35-25	
12/26	at Eagles	S	46	31	365	67.4	7.9	11.8	4	0	28	2/14	120.3	5	-4	0	0	W	38-24	
01/03	at Cowboys	S	15	12	176	80.0	11.7	14.7	3	0	44	0/0	155.1	0	0	0	0	W	34-23	
2015 TOTALS		16-16	543	379	4,166	69.8	7.7	11.0	29	11	78T	26/186	101.6	26	48	13T	5	9-7		

+ - Overtime

2014 GAME-BY-GAME REGULAR-SEASON STATISTICS (REDSKINS)

DATE	OPPONENT	P/S	PASSING										RUSHING					SCORE	
			ATT	CMP	YDS	PCT	Y/A	Y/C	TD	INT	LG	SK/YD	RATE	ATT	YDS	LG	TD		W/L
09/07	at Texans		INACTIVE														L	6-17	
09/14	Jaguars	P	33	22	250	66.7	7.6	11.4	2	0	31	2/21	109.4	1	-1	-1	0	W	41-10
09/21	at Eagles	S	48	30	427	62.5	8.9	14.2	3	1	81t	0/0	103.4	3	5	3	0	L	34-37
09/25	Giants	S	33	19	257	57.6	7.8	13.5	1	4	36	2/14	53.0	1	12	12	0	L	14-45
10/06	Seahawks	S	36	21	283	58.3	7.9	13.5	2	0	60t	1/8	102.0	2	4	4	0	L	17-27
10/12	at Cardinals	S	38	24	354	63.2	9.3	14.8	2	3	64t	2/19	78.2	0	0	0	0	L	20-30
10/19	Titans	S	16	10	139	62.5	8.7	13.9	0	1	50	1/8	64.3	0	0	0	0	W	19-17
10/27	at Cowboys		DID NOT PLAY (NON-INJURY)														W	20-17+	
11/02	at Vikings		INACTIVE														L	26-29	
11/16	Buccaneers		INACTIVE														L	7-27	
11/23	at 49ers		INACTIVE														L	13-17	
11/30	at Colts		INACTIVE														L	27-49	
12/07	Rams		INACTIVE														L	0-24	
12/14	at Giants		ON INACTIVE LIST														L	13-24	
12/20	Eagles		INACTIVE														W	27-24	
12/28	Cowboys		INACTIVE														L	17-44	
2014 TOTALS		6-5	204	126	1,710	61.8	8.4	13.6	10	9	81T	8/70	86.4	7	20	12	0	4-12	

+ - Overtime

2013 GAME-BY-GAME REGULAR-SEASON STATISTICS (REDSKINS)

DATE	OPPONENT	P/S	PASSING										RUSHING					SCORE	
			ATT	CMP	YDS	PCT	Y/A	Y/C	TD	INT	LG	SK/YD	RATE	ATT	YDS	LG	TD		W/L
09/09	Eagles		DID NOT PLAY (NON-INJURY)														L	27-33	
09/15	at Packers		DID NOT PLAY (NON-INJURY)														L	20-38	
09/22	Lions		INACTIVE														L	20-27	
09/29	at Raiders		INACTIVE														W	24-14	
10/13	at Cowboys		INACTIVE														L	16-31	
10/20	Bears		DID NOT PLAY (NON-INJURY)														W	45-41	
10/27	at Broncos	P	9	5	48	55.6	5.3	9.6	0	2	17	0/0	31.0	1	1	1	0	L	21-45
11/03	Chargers		INACTIVE														W	30-24+	
11/07	at Vikings		DID NOT PLAY (NON-INJURY)														L	27-34	
11/17	at Eagles		INACTIVE														L	16-24	
11/25	49ers		INACTIVE														L	6-27	
12/01	Giants		INACTIVE														L	17-24	
12/08	Chiefs	P	16	7	59	43.8	3.7	8.4	0	0	15	1/15	53.9	0	0	0	0	L	10-45
12/15	at Falcons	S	45	29	381	64.4	8.5	13.1	3	2	62	1/8	94.8	0	0	0	0	L	26-27
12/22	Cowboys	S	36	21	197	58.3	5.5	9.4	1	1	28	0/0	71.2	2	10	6	0	L	23-24
12/29	at Giants	S	49	19	169	38.8	3.4	8.9	0	2	21	3/9	31.8	1	3	3	0	L	6-20
2013 TOTALS		5-3	155	81	854	52.3	5.5	10.5	4	7	62	5/32	58.4	4	14	6	0	3-13	

+ - Overtime

2012 GAME-BY-GAME REGULAR-SEASON STATISTICS (REDSKINS)

DATE	OPPONENT	P/S	PASSING										RUSHING				SCORE			
			ATT	CMP	YDS	PCT	Y/A	Y/C	TD	INT	LG	SK/YD	RATE	ATT	YDS	LG		TD	W/L	
09/09	at Saints																		W	40-32
09/16	at Rams																		L	28-31
09/23	Bengals																		L	31-38
09/30	at Buccaneers																		W	24-22
10/07	Falcons	P	9	5	111	55.6	12.3	22.2	1	2	77t	1/6	97.2	0	0	0	0		L	17-24
10/14	Vikings																		W	38-26
10/21	at Giants																		L	23-27
10/28	at Steelers																		L	12-27
11/04	Panthers																		L	13-21
11/18	Eagles																		W	31-6
11/22	at Cowboys																		W	38-31
12/03	Giants																		W	17-16
12/09	Ravens	P	2	2	26	100.0	13.0	13.0	1	0	15	0/0	158.3	0	0	0	0		W	31-28+
12/16	at Browns	S	37	26	329	70.3	8.9	12.7	2	1	54t	2/21	104.4	3	22	17	0		W	38-21
12/23	at Eagles																		W	27-20
12/30	Cowboys																		W	28-18
2012 TOTALS		3-1	48	33	466	68.8	9.7	14.1	4	3	77T	3/27	101.6	3	22	17	0	10-6		

+ - Overtime

2022 GAME-BY-GAME POSTSEASON STATISTICS (VIKINGS)

DATE	OPPONENT	P/S	PASSING										RUSHING				SCORE			
			ATT	CMP	YDS	PCT	Y/A	Y/C	TD	INT	LG	SK/YD	RATE	ATT	YDS	LG		TD	W/L	
01/15	Giants	S	39	31	273	79.5	7.0	8.8	2	0	28	0/0	112.9	1	1	1t	1		L	24-31
2022 TOTALS		1-1	39	31	273	79.5	7.0	8.8	2	0	28	0/0	112.9	1	1	1T	1	0-1		

2019 GAME-BY-GAME POSTSEASON STATISTICS (VIKINGS)

DATE	OPPONENT	P/S	PASSING										RUSHING				SCORE			
			ATT	CMP	YDS	PCT	Y/A	Y/C	TD	INT	LG	SK/YD	RATE	ATT	YDS	LG		TD	W/L	
01/05	at Saints	S	31	19	242	61.3	7.8	12.7	1	0	43	2/10	96.4	2	-1	0	0		W	26-20+
01/11	at 49ers	S	29	21	172	72.4	5.9	8.2	1	1	41t	6/46	84.3	0	0	0	0		L	10-27
2019 TOTALS		2-2	60	40	414	66.7	6.9	10.4	2	1	43	8/56	90.6	2	-1	0	0	1-1		

+ - Overtime

2015 GAME-BY-GAME POSTSEASON STATISTICS (REDSKINS)

DATE	OPPONENT	P/S	PASSING										RUSHING				SCORE			
			ATT	CMP	YDS	PCT	Y/A	Y/C	TD	INT	LG	SK/YD	RATE	ATT	YDS	LG		TD	W/L	
01/10	Packers	S	46	29	329	63.0	7.2	11.3	1	0	38	6/59	91.7	2	2	3t	1		L	18-35
2015 TOTALS		1-1	46	29	329	63.0	7.2	11.3	1	0	38	6/59	91.7	2	2	3T	1	0-1		

2012 GAME-BY-GAME POSTSEASON STATISTICS (REDSKINS)

DATE	OPPONENT	P/S	PASSING										RUSHING				SCORE			
			ATT	CMP	YDS	PCT	Y/A	Y/C	TD	INT	LG	SK/YD	RATE	ATT	YDS	LG		TD	W/L	
01/06	Seahawks	P	10	3	31	30.0	3.1	10.3	0	0	15	0/0	40.0	1	0	0	0		L	14-24
2012 TOTALS		1-0	10	3	31	30.0	3.1	10.3	0	0	15	0/0	40.0	1	0	0	0	0-1		



CHRISTIAN DARRISAW



71

TACKLE

Ht: 6-5

DOB: 6-2-99

Vikings Season: 3

Acquired: D1'21

Wt: 315

College: Virginia Tech

NFL Season: 3

2022 GP/GS

14/14

CAREER GP/GS

26/24

PLAYOFF GP/GS

1/1

KEY TRANSACTIONS

- Selected by the Minnesota Vikings in the first round (23rd overall) in the 2021 NFL Draft on 4/29/21.

CAREER NOTES

2022 - Minnesota Vikings

- Started all 14 games in which he appeared, finishing the season as the second-highest graded tackle according to PFF, trailing only 49ers T Trent Williams.
- Started the team's Wild Card matchup vs. New York Giants (1/15/23).
- Blocked for Kirk Cousins who set a team record for passing attempts (698) and totaling the second-most completions (424) and passing yards (4,547) in club history.
- Paved the way for Dalvin Cook to secure his fourth 1,000-yard rushing season, tying him for the second-most in team history with Robert Smith, trailing only Adrian Peterson (7).
- Returned from injury to start vs. Indianapolis (12/17).
- Started first 10 games at LT on the season, appearing in nearly all offensive snaps until leaving the games at Buffalo (11/13) and vs. Dallas (11/20) with a concussion. Missed Thanksgiving game vs. New England (11/24) and vs. New York Jets (12/4).

2021 - Minnesota Vikings

- Played in 12 games and started 10 all at LT.
- Returned from injury to start at Chicago (12/20).
- Missed at Detroit (12/5) and vs. Pittsburgh (12/9) due to an ankle injury.
- Started the first game of his career at Carolina (10/17) in Week 6, helping the team produce the third-most offensive yards in team history while allowing zero sacks as a team.
- Made his offensive debut, playing in 28 snaps on offense vs. Detroit (10/10).
- Active for his first career NFL game vs. Cleveland (10/3), appearing in one special teams snap.
- Inactive for the first three games of the season.

COLLEGE - VIRGINIA TECH

- Finished VT career with 35 starts in 35 games played.
- Named First-Team All-ACC in 2020.
- Started all 10 games he played in 2020 at LT, completing three-season streak where he started every game he played.
- Hokies went 5-6 in 2020, winning annual rivalry game over Virginia to cap the season.
- Helped VT to an 8-5 mark and a berth in the Belk Bowl against Kentucky in 2019.
- Started all 13 games on the season at LT in 2019.
- Earned three berths on the PFF College ACC Team of the Week during the 2019 season - vs. North Carolina, vs. Wake Forest and at Georgia Tech.
- As a true freshman in 2018, started all 12 games he played, including starting in his opening college game, a win over No. 19 Florida State in the season opener. By starting the season opener, he was one of nine true freshmen in BCS football to start on the offensive line in the season opener in 2018.
- Helped Hokies to an OT win over Virginia in 2018.
- Helped VT to a berth in the Military Bowl vs. Cincinnati to cap the 2018 season.

PREP - RIVERDALE BAPTIST (MD)

- Played in 2017 at Fork Union Military Academy.
- Played in Maryland Crab Bowl All-Star game as a senior at Riverdale Baptist High.



MARCUS DAVENPORT



Ht: 6-6

Wt: 265

DOB: 9-4-96

College: Texas-San Antonio

Vikings Season: 1

NFL Season: 6

OUTSIDE LINEBACKER **Acquired:** FA '23

2022 GP/GS

15/9

CAREER GP/GS

63/32

PLAYOFF GP/GS

4/1

KEY TRANSACTIONS

- Selected 14th overall in the 2018 NFL Draft

OFF THE FIELD

- Participated in "#DoRight4LA Day with the Saints and Dudley DeBosier" volunteering with teammates to complete renovations to the exterior of a house
- Played in the 2019 Saints Hall of Fame Golf Tournament
- Participated in several PSA's encouraging local residents to take proper precautions during the COVID-19 pandemic

CAREER NOTES

- Has posted 21.5 sacks and eight forced fumbles in his first five seasons, despite missing 17 contests due to injuries
- In 11 games with nine starts in 2021, despite missing six contests (shoulder, knee and elbow), Davenport posted a career-high 39 tackles (23 solo), a career-best 9.0 sacks, three forced fumbles, two passes defensed and a fumble recovery

2022 - New Orleans Saints

- Played in 15 games (nine starts) and recorded 29 tackles (16 solo), eight quarterback hits, two tackles for loss and 0.5 sack

2021 - New Orleans Saints

- Appeared in 11 games with nine starts, setting career highs in sacks (9.0) and tackles (39 solo), adding three forced fumbles to go with two passes defensed and his first career fumble recovery

2020 - New Orleans Saints

- In 11 games with one start, missing the first four (elbow), posted 21 tackles (12 solo), 1.5 sacks and two passes defensed

2019 - New Orleans Saints

- Started the first 13 games and finished the season with 31 tackles (15 solo), six sacks and four forced fumbles

2018 - New Orleans Saints

- Appeared in 13 regular season games, missing three (toe), posting 22 tackles (12 solo), 4.5 sacks for 31.5 yards lost, two passes defensed and one forced fumble

COLLEGE - TEXAS-SAN ANTONIO

- During his four collegiate seasons at Texas-San Antonio, Davenport notched career totals of 186 tackles (97 solo), 22 sacks, 38 tackles for loss, six forced fumbles, two fumble recoveries, one returned for a touchdown and eight passes defensed, finishing his career as the school's all-time leader for stops for loss, takedowns and quarterback hurries (21)
- Tabbed 2017 Conference USA Defensive Player of the Year and a first-team All-Conference selection as senior
- Member of the Chuck Bednarik Award and Wuerffel Trophy watch lists

PREP - JOHN PAUL STEVENS HIGH SCHOOL

- First-team All-District 27-5A performer at John Paul Stevens (San Antonio, Texas) HS, where he recorded 73 tackles, including ten stops for loss, six sacks and six passes defensed as a senior
- Earned second-team All-District as a junior after racking up 42 stops
- An area qualifier in the 1,600m relay and shot put in track and field, also playing for the basketball team

MARCUS DAVENPORT'S NFL REGULAR SEASON DEFENSIVE STATISTICS

DATE	TEAM	GP	GS	TACKLES							INTERCEPTIONS					O. FUMB				ST			MISC									
				TK	S	A	TFL	YDS	SK	YDS	QBH	NO	YDS	LG	TD	PD	FF	FR	TD	YDS	TK	S	A	FF	FR	S	A					
2022	Saints	15	9	29	16	13	2	1	0.5	3.5	8	0	0	0	0	0	0	0	0	0	0	0	0	0	0	0	0	0	0	0	0	0
2021	Saints	11	9	39	23	16	9	40	9.0	62.0	16	0	0	0	0	0	3	1	0	1	0	0	0	0	0	0	0	0	0	0	0	0
2020	Saints	11	1	21	12	9	3	11	1.5	12.5	8	0	0	0	0	2	0	0	0	0	0	0	0	0	0	0	0	0	0	0	0	0
2019	Saints	13	13	31	15	16	5	39	6.0	45.0	16	0	0	0	0	3	0	0	0	0	0	0	0	0	0	0	0	0	0	0	0	0
2018	Saints	13	0	22	12	10	6	29	4.5	31.5	12	0	0	0	0	2	1	0	0	0	0	0	0	0	0	0	0	0	0	0	0	0
NFL TOTALS		63	32	142	78	64	25	120	21.5	154.5	60	0	0	0	0	4	7	1	0	1	0	0	0	0	0	0	0	0	0	0	0	0

MARCUS DAVENPORT'S NFL POSTSEASON DEFENSIVE STATISTICS

DATE	TEAM	GP	GS	TACKLES							INTERCEPTIONS					O. FUMB				ST			MISC									
				TK	S	A	TFL	YDS	SK	YDS	QBH	NO	YDS	LG	TD	PD	FF	FR	TD	YDS	TK	S	A	FF	FR	S	A					
2020	Saints	2	1	4	3	1	0	0	0.0	0.0	0	0	0	0	0	0	0	0	0	0	0	0	0	0	0	0	0	0	0	0	0	0
2019	Saints	0	0	0	0	0	0	0	0.0	0.0	0	0	0	0	0	0	0	0	0	0	0	0	0	0	0	0	0	0	0	0	0	0
2018	Saints	2	0	4	3	1	1	0	0.0	0.0	1	0	0	0	0	0	0	0	0	0	0	0	0	0	0	0	0	0	0	0	0	0
NFL TOTALS		4	1	8	6	2	1	0	0.0	0.0	1	0	0	0	0	0	0	0	0	0	0	0	0	0	0	0	0	0	0	0	0	0

SINGLE-GAME HIGHS: DEFENSIVE

Total Tackles 10 at PHI, Nov 21, 2021
Solo Tackles 6 at PHI, Nov 21, 2021
Sacks 2.0 at TEN, Nov 14, 2021
 ...3 more at 2.0.
Passes Defensed 1 at TB, Nov 08, 2020
 ...3 more at 1.

Forced Fumbles 2 at ATL, Nov 28, 2019
Fumble Recoveries 1 vs. CAR, Jan 02, 2022
Tackles For Loss 2 at TB, Dec 19, 2021
 ...3 more at 2.
Longest Opp Fumble Return 1 vs. CAR, Jan 02, 2022

SINGLE-GAME HIGHS - POSTSEASON: DEFENSIVE

Total Tackles 3 vs. LAR, Jan 20, 2019
Solo Tackles 2 vs. TB, Jan 17, 2021
 ...1 more at 2.

Tackles For Loss 1 vs. LAR, Jan 20, 2019

2022 GAME-BY-GAME REGULAR-SEASON STATISTICS (SAINTS)

DATE	OPPONENT	P/S	TACKLES							INTERCEPTIONS					O. FUMB				ST				MISC		W/L	SCORE		
			TK	S	A	SK	YDS	TFL	YDS	QBH	NO	YDS	LG	TD	PD	FF	FR	TD	YDS	TK	S	A	FF	FR			S	A
09/11	at Falcons	S	2	0	2	0.0	0.0	0	0	0	0	0	0	0	0	0	0	0	0	0	0	0	0	0	0	0	W	27-26
09/18	Buccaneers	S	2	1	1	0.0	0.0	0	0	1	0	0	0	0	0	0	0	0	0	0	0	0	0	0	0	L	10-20	
09/25	at Panthers	S	1	1	0	0.0	0.0	0	0	0	0	0	0	0	0	0	0	0	0	0	0	0	0	0	0	L	14-22	
10/02	Vikings	S	1	0	1	0.5	3.5	0	0	2	0	0	0	0	0	0	0	0	0	0	0	0	0	0	0	L	25-28	
10/09	Seahawks	S	4	3	1	0.0	0.0	0	0	1	0	0	0	0	0	0	0	0	0	0	0	0	0	0	0	W	39-32	
10/16	Bengals	S	0	0	0	0.0	0.0	0	0	1	0	0	0	0	0	0	0	0	0	0	0	0	0	0	0	L	26-30	
10/20	at Cardinals	S	6	2	4	0.0	0.0	0	0	0	0	0	0	0	0	0	0	0	0	0	0	0	0	0	0	L	34-42	
10/30	Raiders	S	2	2	0	0.0	0.0	2	1	0	0	0	0	0	0	0	0	0	0	0	0	0	0	0	0	W	24-0	
11/07	Ravens	S	1	1	0	0.0	0.0	0	0	0	0	0	0	0	0	0	0	0	0	0	0	0	0	0	0	L	13-27	
11/13	at Steelers		ON INACTIVE LIST																				L	10-20				
11/20	Rams		ON INACTIVE LIST																				W	27-20				
11/27	at 49ers	P	3	1	2	0.0	0.0	0	0	0	0	0	0	0	0	0	0	0	0	0	0	0	0	0	0	L	0-13	
12/05	at Buccaneers	P	2	1	1	0.0	0.0	0	0	2	0	0	0	0	0	0	0	0	0	0	0	0	0	0	0	L	16-17	
12/18	Falcons	P	2	1	1	0.0	0.0	0	0	1	0	0	0	0	0	0	0	0	0	0	0	0	0	0	0	W	21-18	
12/24	at Browns	P	0	0	0	0.0	0.0	0	0	0	0	0	0	0	0	0	0	0	0	0	0	0	0	0	0	W	17-10	
01/01	at Eagles	P	0	0	0	0.0	0.0	0	0	0	0	0	0	0	0	0	0	0	0	0	0	0	0	0	0	W	20-10	
01/08	Panthers	P	3	3	0	0.0	0.0	0	0	0	0	0	0	0	0	0	0	0	0	0	0	0	0	0	0	L	7-10	
2022 TOTALS		15-9	29	16	13	0.5	3.5	2	1	8	0	0	0	0	0	0	0	0	0	0	0	0	0	0	0	7-10		

2021 GAME-BY-GAME REGULAR-SEASON STATISTICS (SAINTS)

DATE	OPPONENT	P/S	TACKLES							INTERCEPTIONS					O. FUMB				ST				MISC		W/L	SCORE	
			TK	S	A	SK	YDS	TFL	YDS	QBH	NO	YDS	LG	TD	PD	FF	FR	TD	YDS	TK	S	A	FF	FR			S
09/12	Packers	S	3	2	1	1.0	11.0	2	12	1	0	0	0	0	0	0	0	0	0	0	0	0	0	0	0	W	38-3
09/19	at Panthers		DID NOT PLAY																				L	7-26			
09/26	at Patriots		DID NOT PLAY																				W	28-13			
10/03	Giants		DID NOT PLAY																				L	21-27+			
10/10	at Football Team		DID NOT PLAY																				W	33-22			
10/25	at Seahawks		INJURED RESERVE																				W	13-10			
10/31	Buccaneers		INJURED RESERVE																				W	36-27			
11/07	Falcons	S	6	3	3	1.0	0.0	1	4	2	0	0	0	0	0	1	0	0	0	0	0	0	0	0	0	L	25-27
11/14	at Titans	S	3	3	0	2.0	15.0	2	15	2	0	0	0	0	0	0	0	0	0	0	0	0	0	0	0	L	21-23
11/21	at Eagles	S	10	6	4	1.5	3.5	1	1	4	0	0	0	0	0	0	0	0	0	0	0	0	0	0	0	L	29-40
11/25	Bills		INACTIVE																				L	6-31			
12/02	Cowboys		INACTIVE																				L	17-27			
12/12	at Jets	S	1	0	1	0.0	0.0	0	0	0	0	0	0	0	0	0	0	0	0	0	0	0	0	0	0	W	30-9
12/19	at Buccaneers	S	3	3	0	1.0	7.0	2	7	1	0	0	0	0	0	0	0	0	0	0	0	0	0	0	0	W	9-0
12/27	Dolphins	S	5	2	3	1.0	16.0	0	0	2	0	0	0	0	0	1	0	0	0	0	0	0	0	0	0	L	3-20
01/02	Panthers	S	2	0	2	0.0	0.0	0	0	0	0	0	0	0	0	1	0	0	1	0	0	0	0	0	0	W	18-10
01/09	at Falcons	S	2	1	1	1.5	9.5	0	0	3	0	0	0	0	0	1	0	0	0	0	0	0	0	0	0	W	30-20
2021 TOTALS		9-9	35	20	15	9.0	62.0	8	39	15	0	0	0	0	0	3	1	0	1	0	0	0	0	0	0	9-8	

+ - Overtime

2020 GAME-BY-GAME REGULAR-SEASON STATISTICS (SAINTS)

DATE	OPPONENT	P/S	TACKLES							INTERCEPTIONS					O. FUMB				ST				MISC		SCORE			
			TK	S	A	SK	YDS	TFL	YDS	QBH	NO	YDS	LG	TD	PD	FF	FR	TD	YDS	TK	S	A	FF	FR		S	A	W/L
09/13	Buccaneers		ON INACTIVE LIST																W	34-23								
09/21	at Raiders		ON INACTIVE LIST																L	24-34								
09/27	Packers		ON INACTIVE LIST																L	30-37								
10/04	at Lions		ON INACTIVE LIST																W	35-29								
10/12	Chargers	P	0	0	0	0.0	0.0	0	0	2	0	0	0	0	1	0	0	0	0	0	0	0	0	0	0	0	W	30-27+
10/25	Panthers	P	2	1	1	1.0	8.0	1	8	1	0	0	0	0	0	0	0	0	0	0	0	0	0	0	0	0	W	27-24
11/01	at Bears	P	4	2	2	0.5	4.5	0	0	2	0	0	0	0	0	0	0	0	0	0	0	0	0	0	0	0	W	26-23+
11/08	at Buccaneers	P	0	0	0	0.0	0.0	0	0	0	0	0	0	0	1	0	0	0	0	0	0	0	0	0	0	0	W	38-3
11/15	49ers	P	3	3	0	0.0	0.0	1	2	0	0	0	0	0	0	0	0	0	0	0	0	0	0	0	0	0	W	27-13
11/22	Falcons	P	1	0	1	0.0	0.0	0	0	0	0	0	0	0	0	0	0	0	0	0	0	0	0	0	0	0	W	24-9
11/29	at Broncos	P	3	3	0	0.0	0.0	1	1	1	0	0	0	0	0	0	0	0	0	0	0	0	0	0	0	0	W	31-3
12/06	at Falcons		INACTIVE																W	21-16								
12/13	at Eagles	P	2	2	0	0.0	0.0	0	0	1	0	0	0	0	0	0	0	0	0	0	0	0	0	0	0	0	L	21-24
12/20	Chiefs	P	3	0	3	0.0	0.0	0	0	0	0	0	0	0	0	0	0	0	0	0	0	0	0	0	0	0	L	29-32
12/25	Vikings	S	1	0	1	0.0	0.0	0	0	0	0	0	0	0	0	0	0	0	0	0	0	0	0	0	0	0	W	52-33
01/03	at Panthers	P	2	1	1	0.0	0.0	0	0	1	0	0	0	0	0	0	0	0	0	0	0	0	0	0	0	0	W	33-7
2020 TOTALS		11-1	21	12	9	1.5	12.5	3	11	8	0	0	0	0	2	0	0	0	0	0	0	0	0	0	0	0	12-4	

+ - Overtime

2019 GAME-BY-GAME REGULAR-SEASON STATISTICS (SAINTS)

DATE	OPPONENT	P/S	TACKLES							INTERCEPTIONS					O. FUMB				ST				MISC		SCORE			
			TK	S	A	SK	YDS	TFL	YDS	QBH	NO	YDS	LG	TD	PD	FF	FR	TD	YDS	TK	S	A	FF	FR		S	A	W/L
09/09	Texans	S	2	2	0	0.0	0.0	0	0	1	0	0	0	0	0	0	0	0	0	0	0	0	0	0	0	0	W	30-28
09/15	at Rams	S	3	2	1	1.0	8.0	1	8	3	0	0	0	0	0	0	0	0	0	0	0	0	0	0	0	0	L	9-27
09/22	at Seahawks	S	7	2	5	0.0	0.0	0	0	1	0	0	0	0	0	0	0	0	0	0	0	0	0	0	0	0	W	33-27
09/29	Cowboys	S	1	0	1	0.0	0.0	0	0	3	0	0	0	0	0	0	0	0	0	0	0	0	0	0	0	0	W	12-10
10/06	Buccaneers	S	2	2	0	2.0	15.0	1	9	3	0	0	0	0	0	1	0	0	0	0	0	0	0	0	0	0	W	31-24
10/13	at Jaguars	S	5	1	4	0.0	0.0	0	0	1	0	0	0	0	0	0	0	0	0	0	0	0	0	0	0	0	W	13-6
10/20	at Bears	S	1	0	1	0.0	0.0	0	0	0	0	0	0	0	0	0	0	0	0	0	0	0	0	0	0	0	W	36-25
10/27	Cardinals	S	0	0	0	0.0	0.0	0	0	0	0	0	0	0	0	0	0	0	0	0	0	0	0	0	0	0	W	31-9
11/10	Falcons	S	2	0	2	0.0	0.0	0	0	0	0	0	0	0	0	0	0	0	0	0	0	0	0	0	0	0	L	9-26
11/17	at Buccaneers	S	0	0	0	0.0	0.0	0	0	1	0	0	0	0	0	0	0	0	0	0	0	0	0	0	0	0	W	34-17
11/24	Panthers	S	3	1	2	1.0	6.0	1	6	1	0	0	0	0	0	0	0	0	0	0	0	0	0	0	0	0	W	34-31
11/28	at Falcons	S	4	4	0	2.0	16.0	1	9	2	0	0	0	0	0	2	0	0	0	0	0	0	0	0	0	0	W	26-18
12/08	49ers	S	1	1	0	0.0	0.0	1	7	0	0	0	0	0	0	0	0	0	0	0	0	0	0	0	0	0	L	46-48
12/16	Colts		DID NOT PLAY																W	34-7								
12/22	at Titans		DID NOT PLAY																W	38-28								
12/29	at Panthers		DID NOT PLAY																W	42-10								
2019 TOTALS		13-13	31	15	16	6.0	45.0	5	39	16	0	0	0	0	0	3	0	0	0	0	0	0	0	0	0	0	13-3	

2018 GAME-BY-GAME REGULAR-SEASON STATISTICS (SAINTS)

DATE	OPPONENT	P/S	TACKLES							INTERCEPTIONS					O. FUMB				ST				MISC		W/L	SCORE	
			TK	S	A	SK	YDS	TFL	YDS	QBH	NO	YDS	LG	TD	PD	FF	FR	TD	YDS	TK	S	A	FF	FR			S
09/09	Buccaneers	P	1	0	1	0.0	0.0	0	0	1	0	0	0	0	1	0	0	0	0	0	0	0	0	0	0	L	40-48
09/16	Browns	P	3	1	2	0.0	0.0	0	0	1	0	0	0	0	0	0	0	0	0	0	0	0	0	0	W	21-18	
09/23	at Falcons	P	1	1	0	1.0	7.0	1	7	2	0	0	0	0	0	0	0	0	0	0	0	0	0	0	W	43-37+	
09/30	at Giants	P	1	1	0	0.0	0.0	1	7	0	0	0	0	0	0	0	0	0	0	0	0	0	0	0	W	33-18	
10/08	Redskins	P	3	2	1	1.0	13.0	1	3	1	0	0	0	0	1	1	0	0	0	0	0	0	0	0	W	43-19	
10/21	at Ravens	P	0	0	0	0.0	0.0	0	0	0	0	0	0	0	0	0	0	0	0	0	0	0	0	0	W	24-23	
10/28	at Vikings	P	2	2	0	2.0	9.0	2	9	2	0	0	0	0	0	0	0	0	0	0	0	0	0	0	W	30-20	
11/04	Rams										INACTIVE											W	45-35				
11/11	at Bengals										INACTIVE											W	51-14				
11/18	Eagles										INACTIVE											W	48-7				
11/22	Falcons	P	1	1	0	0.0	0.0	0	0	1	0	0	0	0	0	0	0	0	0	0	0	0	0	0	W	31-17	
11/29	at Cowboys	P	0	0	0	0.0	0.0	0	0	0	0	0	0	0	0	0	0	0	0	0	0	0	0	0	L	10-13	
12/09	at Buccaneers	P	4	2	2	0.0	0.0	0	0	1	0	0	0	0	0	0	0	0	0	0	0	0	0	0	W	28-14	
12/17	at Panthers	P	2	1	1	0.0	0.0	0	0	0	0	0	0	0	0	0	0	0	0	0	0	0	0	0	W	12-9	
12/23	Steelers	P	1	0	1	0.0	0.0	0	0	0	0	0	0	0	0	0	0	0	0	0	0	0	0	0	W	31-28	
12/30	Panthers	P	3	1	2	0.5	2.5	1	3	3	0	0	0	0	0	0	0	0	0	0	0	0	0	0	L	14-33	
2018 TOTALS		13-0	22	12	10	4.5	31.5	6	29	12	0	0	0	0	2	1	0	0	0	0	0	0	0	0	13-3		

+ - Overtime

2020 GAME-BY-GAME POSTSEASON STATISTICS (SAINTS)

DATE	OPPONENT	P/S	TACKLES							INTERCEPTIONS					O. FUMB				ST				MISC		W/L	SCORE
			TK	S	A	SK	YDS	TFL	YDS	QBH	NO	YDS	LG	TD	PD	FF	FR	TD	YDS	TK	S	A	FF	FR		
01/10	Bears	S	2	1	1	0.0	0.0	0	0	0	0	0	0	0	0	0	0	0	0	0	0	0	0	0	W	21-9
01/17	Buccaneers	P	2	2	0	0.0	0.0	0	0	0	0	0	0	0	0	0	0	0	0	0	0	0	0	0	L	20-30
2020 TOTALS		2-1	4	3	1	0.0	0.0	0	0	0	0	0	0	0	0	0	0	0	0	0	0	0	0	0	1-1	

2019 GAME-BY-GAME POSTSEASON STATISTICS (SAINTS)

DATE	OPPONENT	P/S	TACKLES							INTERCEPTIONS					O. FUMB				ST				MISC		W/L	SCORE
			TK	S	A	SK	YDS	TFL	YDS	QBH	NO	YDS	LG	TD	PD	FF	FR	TD	YDS	TK	S	A	FF	FR		
01/05	Vikings		DID NOT PLAY											L	20-26+											
2019 TOTALS			0	0	0	0.0	0.0	0	0	0	0	0	0	0	0	0	0	0	0	0	0	0	0	0	0-1	

+ - Overtime

2018 GAME-BY-GAME POSTSEASON STATISTICS (SAINTS)

DATE	OPPONENT	P/S	TACKLES							INTERCEPTIONS					O. FUMB				ST				MISC		W/L	SCORE
			TK	S	A	SK	YDS	TFL	YDS	QBH	NO	YDS	LG	TD	PD	FF	FR	TD	YDS	TK	S	A	FF	FR		
01/13	Eagles	P	1	1	0	0.0	0.0	0	0	1	0	0	0	0	0	0	0	0	0	0	0	0	0	0	W	20-14
01/20	Rams	P	3	2	1	0.0	0.0	1	0	0	0	0	0	0	0	0	0	0	0	0	0	0	0	0	L	23-26+
2018 TOTALS		2-0	4	3	1	0.0	0.0	1	0	1	0	0	0	0	0	0	0	0	0	0	0	0	0	0	1-1	

+ - Overtime



SHELDON DAY



52

DEFENSIVE LINEMAN

Ht: 6-1

DOB: 7-1-94

Vikings Season: 2

Acquired: PS '22

Wt: 294

College: Notre Dame

NFL Season: 7

2022 GP/GS

0/0

CAREER GP/GS

67/3

PLAYOFF GP/GS

3/3

KEY TRANSACTIONS

- Drafted by the Jacksonville Jaguars in the fifth round (103rd overall) of the 2016 NFL Draft.
- Waived by Jacksonville on Nov. 18, 2017.
- Claimed via waivers by San Francisco on Nov. 20, 2017.
- Signed by Indianapolis on March 25, 2020.
- Released by Indianapolis on Nov. 17, 2020.
- Signed to Cleveland's practice squad on Dec. 30, 2020.
- Signed by Cleveland on April 14, 2021.
- Released by Cleveland on Aug. 31, 2021.
- Signed to Cleveland's practice squad on Sept. 1, 2021.
- Signed to Cleveland's active roster on Nov. 9, 2021.
- Signed with Cleveland on April 18, 2022.
- Cut by Cleveland on Aug. 16, 2022.

OFF THE FIELD

- Son of David Day and Carol Boyd.
- Majored in information technologies management.

CAREER NOTES

2022 - Cleveland Browns/Minnesota Vikings

- Signed to Minnesota's practice squad on Dec. 14, where he spent the remainder of the season.

2021 - Cleveland Browns

- Appeared in seven games, making one start, compiling 21 tackles (seven solo), two passes defended and 1.0 sack.
- Registered five tackles (two solo) vs. Arizona (10/17).
- Logged two assisted tackles, including one half sack at Cincinnati (11/7).
- Inactive Weeks 10-11.
- Recorded one solo tackle and one pass defended vs. Baltimore (12/12).
- Totaled a career-best six tackles (four solo) and 0.5 sack vs. Las Vegas (12/20).
- Started his first game with the Browns at DT, registering four assisted tackles at Green Bay (12/25).
- Tallied two assisted tackles and one pass defended at Pittsburgh (1/3/22).

2020 - Indianapolis Colts

- Saw action in three games, totaling two tackles (one solo) and one pass defended.

2019 - San Francisco 49ers

- Played in 16 games (two starts), registering 15 total tackles (10 solo) and 1.0 sack.

2018 - San Francisco 49ers

- Appeared in 12 games, totaling 11 tackles (nine solo), 2.0 sacks and two passes defended.

2017 - Jacksonville Jaguars/San Francisco 49ers

- Played in 12 total games with both the 49ers and Jaguars, recording 19 total tackles (13 solo), 2.0 sacks and two passes defended.

2016 - Jacksonville Jaguars

- Saw action in 16 games, registering eight total tackles (six solo) and 1.0 sack.

COLLEGE - NOTRE DAME

- Played in 35 career games, making 19 starts and totaled 96 tackles (58 solo), 16.5 tackles for loss, 3.5 sacks, four passes defended and two fumble recoveries.
- Two-time captain (2014-15).

College - Honors

- Notre Dame Moose Krause Defensive Lineman of the Year (2014, 2015).
- USA Today First Team All-American (2015).
- Phil Steele Second Team All-American (2015).
- FWAA Second Team All-American (2015).
- Associated Press Second Team All-American (2015).
- Athlon Sports Second Team All-American (2015).
- Sports Illustrated Honorable Mention All-American (2015).
- Bednarik Award Watch List (2015).
- Lombardi Award Watch List (2015).
- Nagurski Award Watch List (2015).
- Outland Trophy Watch List (2015, 2014).
- Phil Steele Preseason Third-Team All-American (2015).
- Athlon Preseason Fourth-Team All-American (2015).

PREP - WARREN CENTRAL (IN)

- Enrolled early at Notre Dame, starting classes in January 2012 after graduating from high school in December 2011.
- Made 55 tackles, 12 for loss, nine sacks, 12 quarterback pressures, two fumble recoveries as a senior in 2011. Named Marion County Coaches' Player of the Year at Indianapolis Kiwanis Club's 55th Annual High School Awards program for 2011.
- Helped Warren Central to 11-1 record and number-one ranking in 2011, with only loss in sectional final to eventual Indiana 5A champion Carmel.
- Played in Semper Fidelis All-American Bowl in Phoenix.

SHELDON DAY'S NFL REGULAR SEASON DEFENSIVE STATISTICS

DATE	TEAM	GP	TACKLES								INTERCEPTIONS					O. FUMB				ST				MISC					
			GS	TK	S	A	TFL	YDS	SK	YDS	QBH	NO	YDS	LG	TD	PD	FF	FR	TD	YDS	TK	S	A	FF	FR	S	A		
2021	Browns	7	1	21	7	14	0	0	1.0	3.5	1	0	0	0	2	0	0	0	0	0	0	0	0	0	0	0	0	0	
2020	Colts	4	0	2	1	1	0	0	0.0	0.0	0	0	0	0	1	0	0	0	0	0	0	0	0	0	0	0	0		
2019	49ers	16	2	15	10	5	3	13	1.0	7.0	2	0	0	0	0	0	0	0	0	0	0	0	0	0	0	0	0		
2018	49ers	12	0	11	9	2	2	13	2.0	13.0	3	0	0	0	2	0	0	0	0	0	0	0	0	0	0	0	0		
2017	49ers	6	0	16	12	4	4	15	1.0	9.0	2	0	0	0	1	0	0	0	0	0	0	0	0	0	0	0	0		
		Went from Jacksonville to San Francisco.																											
2017	Jaguars	6	0	3	1	2	1	6	1.0	6.0	2	0	0	0	1	0	0	0	0	0	0	0	0	0	0	0	0		
2017	TOTAL	12	0	19	13	6	5	21	2.0	15.0	4	0	0	0	2	0	0	0	0	0	0	0	0	0	0	0	0		
2016	Jaguars	16	0	8	6	2	4	17	1.0	4.0	1	0	0	0	0	0	0	0	0	0	0	0	0	0	0	0	0		
NFL TOTALS		67	3	76	46	30	14	64	7.0	42.5	11	0	0	0	7	0	0	0	0	0	0	0	0	0	0	0	0		

SHELDON DAY'S NFL POSTSEASON DEFENSIVE STATISTICS

DATE	TEAM	GP	TACKLES								INTERCEPTIONS					O. FUMB				ST				MISC			
			GS	TK	S	A	TFL	YDS	SK	YDS	QBH	NO	YDS	LG	TD	PD	FF	FR	TD	YDS	TK	S	A	FF	FR	S	A
2022	Vikings	0	0	0	0	0	0	0	0.0	0.0	0	0	0	0	0	0	0	0	0	0	0	0	0	0	0	0	0
2019	49ers	3	3	3	2	1	1	1	0.0	0.0	0	0	0	0	0	0	0	0	0	0	0	0	0	0	0	0	0
NFL TOTALS		3	3	3	2	1	1	1	0.0	0.0	0	0	0	0	0	0	0	0	0	0	0	0	0	0	0	0	0

SINGLE-GAME HIGHS: DEFENSIVE

Total Tackles 6 vs. LV, Dec 20, 2021
Solo Tackles 4 vs. LV, Dec 20, 2021
 ...1 more at 4.
Sacks 1.0 vs. ATL, Dec 15, 2019
 ...5 more at 1.0.

Passes Defensed 1 at PIT, Jan 03, 2022
 ...6 more at 1.
Tackles For Loss 2 at LAR, Dec 31, 2017

SINGLE-GAME HIGHS - POSTSEASON: DEFENSIVE

Total Tackles 2 vs. MIN, Jan 11, 2020
Solo Tackles 2 vs. MIN, Jan 11, 2020

Tackles For Loss 1 vs. MIN, Jan 11, 2020

2022 GAME-BY-GAME POSTSEASON STATISTICS (VIKINGS)

		TACKLES					INTERCEPTIONS					O. FUMB				ST				MISC											
DATE	OPPONENT	P/S	TK	S	A	SK	YDS	TFL	YDS	QBH	NO	YDS	LG	TD	PD	FF	FR	TD	YDS	TK	S	A	FF	FR	S	A	W/L	SCORE			
01/15	Giants		PRACTICE SQUAD																											L	24-31
2022 TOTALS			0	0	0	0.0	0.0	0	0	0	0	0	0	0	0	0	0	0	0	0	0	0	0	0	0	0	0	0	0-1		

2019 GAME-BY-GAME POSTSEASON STATISTICS (49ERS)

		TACKLES					INTERCEPTIONS					O. FUMB				ST				MISC									
DATE	OPPONENT	P/S	TK	S	A	SK	YDS	TFL	YDS	QBH	NO	YDS	LG	TD	PD	FF	FR	TD	YDS	TK	S	A	FF	FR	S	A	W/L	SCORE	
01/11	Vikings	S	2	2	0	0.0	0.0	1	1	0	0	0	0	0	0	0	0	0	0	0	0	0	0	0	0	0	0	W	27-10
01/19	Packers	S	0	0	0	0.0	0.0	0	0	0	0	0	0	0	0	0	0	0	0	0	0	0	0	0	0	0	W	37-20	
02/02	at Chiefs	S	1	0	1	0.0	0.0	0	0	0	0	0	0	0	0	0	0	0	0	0	0	0	0	0	0	0	L	20-31	
2019 TOTALS			3-3	3	2	1	0.0	0.0	1	1	0	0	0	0	0	0	0	0	0	0	0	0	0	0	0	0	0	2-1	

2021 GAME-BY-GAME REGULAR-SEASON STATISTICS (BROWNS)

		TACKLES					INTERCEPTIONS					O. FUMB				ST				MISC											
DATE	OPPONENT	P/S	TK	S	A	SK	YDS	TFL	YDS	QBH	NO	YDS	LG	TD	PD	FF	FR	TD	YDS	TK	S	A	FF	FR	S	A	W/L	SCORE			
09/12	at Chiefs		DID NOT PLAY																											L	29-33
10/17	Cardinals	P	5	2	3	0.0	0.0	0	0	0	0	0	0	0	0	0	0	0	0	0	0	0	0	0	0	0	L	14-37			
11/07	at Bengals	P	2	0	2	0.5	0.5	0	0	1	0	0	0	0	0	0	0	0	0	0	0	0	0	0	0	0	W	41-16			
11/14	at Patriots		ON INACTIVE LIST																											L	7-45
11/21	Lions		ON INACTIVE LIST																											W	13-10
11/28	at Ravens	P	1	0	1	0.0	0.0	0	0	0	0	0	0	0	0	0	0	0	0	0	0	0	0	0	0	L	10-16				
12/12	Ravens	P	1	1	0	0.0	0.0	0	0	0	0	0	0	0	1	0	0	0	0	0	0	0	0	0	0	0	W	24-22			
12/20	Raiders	P	6	4	2	0.5	3.0	0	0	0	0	0	0	0	0	0	0	0	0	0	0	0	0	0	0	0	L	14-16			
12/25	at Packers	S	4	0	4	0.0	0.0	0	0	0	0	0	0	0	0	0	0	0	0	0	0	0	0	0	0	L	22-24				
01/03	at Steelers	P	2	0	2	0.0	0.0	0	0	0	0	0	0	0	1	0	0	0	0	0	0	0	0	0	0	L	14-26				
01/09	Bengals		ON INACTIVE LIST																											W	21-16
2021 TOTALS			7-1	21	7	14	1.0	3.5	0	0	1	0	0	0	2	0	0	0	0	0	0	0	0	0	0	0	4-7				

2020 GAME-BY-GAME REGULAR-SEASON STATISTICS (COLTS)

DATE	OPPONENT	P/S	TACKLES							INTERCEPTIONS					O. FUMB				ST				MISC		W/L	SCORE	
			TK	S	A	SK	YDS	TFL	YDS	QBH	NO	YDS	LG	TD	PD	FF	FR	TD	YDS	TK	S	A	FF	FR			S
09/13	at Jaguars																									L	20-27
09/20	Vikings																									W	28-11
09/27	Jets																									W	36-7
10/04	at Bears																									W	19-11
10/11	at Browns																									L	23-32
10/18	Bengals	P	1	1	0	0.0	0.0	0	0	0	0	0	0	0	0	0	0	0	0	0	0	0	0	0	0	W	31-27
11/01	at Lions	P	0	0	0	0.0	0.0	0	0	0	0	0	1	0	0	0	0	0	0	0	0	0	0	0	0	W	41-21
11/08	Ravens	P	0	0	0	0.0	0.0	0	0	0	0	0	0	0	0	0	0	0	0	0	0	0	0	0	0	L	10-24
11/12	at Titans	P	1	0	1	0.0	0.0	0	0	0	0	0	0	0	0	0	0	0	0	0	0	0	0	0	0	W	34-17
11/22	Packers																								W	34-31+	
11/29	Titans																									L	26-45
12/06	at Texans																									W	26-20
12/13	at Raiders																									W	44-27
12/20	Texans																									W	27-20
12/27	at Steelers																									L	24-28
01/03	Jaguars																									W	28-14
2020 TOTALS		4-0	2	1	1	0.0	0.0	0	0	0	0	0	0	1	0	0	0	0	0	0	0	0	0	0	0	11-5	

+ - Overtime

2019 GAME-BY-GAME REGULAR-SEASON STATISTICS (49ERS)

DATE	OPPONENT	P/S	TACKLES							INTERCEPTIONS					O. FUMB				ST				MISC		W/L	SCORE	
			TK	S	A	SK	YDS	TFL	YDS	QBH	NO	YDS	LG	TD	PD	FF	FR	TD	YDS	TK	S	A	FF	FR			S
09/08	at Buccaneers	P	1	1	0	0.0	0.0	1	4	0	0	0	0	0	0	0	0	0	0	0	0	0	0	0	0	W	31-17
09/15	at Bengals	P	2	1	1	0.0	0.0	1	2	0	0	0	0	0	0	0	0	0	0	0	0	0	0	0	0	W	41-17
09/22	Steelers	P	1	0	1	0.0	0.0	0	0	0	0	0	0	0	0	0	0	0	0	0	0	0	0	0	0	W	24-20
10/07	Browns	P	1	0	1	0.0	0.0	0	0	0	0	0	0	0	0	0	0	0	0	0	0	0	0	0	0	W	31-3
10/13	at Rams	P	0	0	0	0.0	0.0	0	0	0	0	0	0	0	0	0	0	0	0	0	0	0	0	0	0	W	20-7
10/20	at Redskins	P	1	1	0	0.0	0.0	0	0	0	0	0	0	0	0	0	0	0	0	0	0	0	0	0	0	W	9-0
10/27	Panthers	P	1	1	0	0.0	0.0	0	0	0	0	0	0	0	0	0	0	0	0	0	0	0	0	0	0	W	51-13
10/31	at Cardinals	P	0	0	0	0.0	0.0	0	0	0	0	0	0	0	0	0	0	0	0	0	0	0	0	0	0	W	28-25
11/11	Seahawks	P	0	0	0	0.0	0.0	0	0	0	0	0	0	0	0	0	0	0	0	0	0	0	0	0	0	L	24-27+
11/17	Cardinals	P	0	0	0	0.0	0.0	0	0	0	0	0	0	0	0	0	0	0	0	0	0	0	0	0	0	W	36-26
11/24	Packers	P	1	1	0	0.0	0.0	0	0	0	0	0	0	0	0	0	0	0	0	0	0	0	0	0	0	W	37-8
12/01	at Ravens	P	1	0	1	0.0	0.0	0	0	1	0	0	0	0	0	0	0	0	0	0	0	0	0	0	0	L	17-20
12/08	at Saints	P	1	1	0	0.0	0.0	0	0	0	0	0	0	0	0	0	0	0	0	0	0	0	0	0	0	W	48-46
12/15	Falcons	P	2	2	0	1.0	7.0	1	7	1	0	0	0	0	0	0	0	0	0	0	0	0	0	0	0	L	22-29
12/21	Rams	S	2	1	1	0.0	0.0	0	0	0	0	0	0	0	0	0	0	0	0	0	0	0	0	0	0	W	34-31
12/29	at Seahawks	S	1	1	0	0.0	0.0	0	0	0	0	0	0	0	0	0	0	0	0	0	0	0	0	0	0	W	26-21
2019 TOTALS		16-2	15	10	5	1.0	7.0	3	13	2	0	0	0	0	0	0	0	0	0	0	0	0	0	0	13-3		

+ - Overtime

2018 GAME-BY-GAME REGULAR-SEASON STATISTICS (49ERS)

DATE	OPPONENT	P/S	TACKLES						INTERCEPTIONS					O. FUMB			ST				MISC		SCORE					
			TK	S	A	SK	YDS	TFL	YDS	QBH	NO	YDS	LG	TD	PD	FF	FR	TD	YDS	TK	S	A		FF	FR	S	A	W/L
09/09	at Vikings	P	1	1	0	0.0	0.0	0	0	0	0	0	0	0	0	0	0	0	0	0	0	0	0	0	0	0	L	16-24
09/16	Lions	P	0	0	0	0.0	0.0	0	0	0	0	0	0	0	1	0	0	0	0	0	0	0	0	0	0	0	W	30-27
09/23	at Chiefs	P	0	0	0	0.0	0.0	0	0	0	0	0	0	1	0	0	0	0	0	0	0	0	0	0	0	0	L	27-38
09/30	at Chargers	P	1	1	0	1.0	8.0	1	8	1	0	0	0	0	0	0	0	0	0	0	0	0	0	0	0	0	L	27-29
10/07	Cardinals	P	0	0	0	0.0	0.0	0	0	0	0	0	0	0	0	0	0	0	0	0	0	0	0	0	0	0	L	18-28
10/15	at Packers	P	1	1	0	1.0	5.0	1	5	1	0	0	0	0	0	0	0	0	0	0	0	0	0	0	0	0	L	30-33
10/21	Rams	P	3	2	1	0.0	0.0	0	0	0	0	0	0	0	0	0	0	0	0	0	0	0	0	0	0	0	L	10-39
10/28	at Cardinals	P	1	1	0	0.0	0.0	0	0	0	0	0	0	0	0	0	0	0	0	0	0	0	0	0	0	0	L	15-18
11/01	Raiders	P	1	1	0	0.0	0.0	0	0	0	0	0	0	0	0	0	0	0	0	0	0	0	0	0	0	0	W	34-3
11/12	Giants	P	0	0	0	0.0	0.0	0	0	0	0	0	0	0	0	0	0	0	0	0	0	0	0	0	0	0	L	23-27
11/25	at Buccaneers	P	3	2	1	0.0	0.0	0	0	0	0	0	0	0	0	0	0	0	0	0	0	0	0	0	0	0	L	9-27
12/02	at Seahawks	P	0	0	0	0.0	0.0	0	0	1	0	0	0	0	0	0	0	0	0	0	0	0	0	0	0	0	L	16-43
12/09	Broncos																										W	20-14
12/16	Seahawks																										W	26-23+
12/23	Bears																										L	9-14
12/30	at Rams																										L	32-48
2018 TOTALS			12-0	11	9	2	2.0	13.0	2	13	3	0	0	0	0	2	0	0	0	0	0	0	0	0	0	0	0	4-12

+ - Overtime

2017 GAME-BY-GAME REGULAR-SEASON STATISTICS (JAGUARS/49ERS)

DATE	OPPONENT	P/S	TACKLES						INTERCEPTIONS					O. FUMB			ST				MISC		SCORE																					
			TK	S	A	SK	YDS	TFL	YDS	QBH	NO	YDS	LG	TD	PD	FF	FR	TD	YDS	TK	S	A		FF	FR	S	A	W/L																
09/10	at Texans	P	1	0	1	0.0	0.0	0	0	0	0	0	0	0	0	0	0	0	0	0	0	0	0	0	0	0	W	29-7																
09/17	Titans																										L	16-37																
09/24	Ravens	P	0	0	0	0.0	0.0	0	0	0	0	0	0	0	0	0	0	0	0	0	0	0	0	0	0	0	W	44-7																
10/01	at Jets	P	1	0	1	0.0	0.0	0	0	0	0	0	0	0	0	0	0	0	0	0	0	0	0	0	0	0	L	20-23+																
10/08	at Steelers	P	0	0	0	0.0	0.0	0	0	0	0	0	0	0	0	0	0	0	0	0	0	0	0	0	0	0	W	30-9																
10/15	Rams	P	0	0	0	0.0	0.0	0	0	0	0	0	0	0	0	0	0	0	0	0	0	0	0	0	0	0	L	17-27																
10/22	at Colts	P	1	1	0	1.0	6.0	1	6	2	0	0	0	1	0	0	0	0	0	0	0	0	0	0	0	0	W	27-0																
11/05	Bengals																										W	23-7																
11/12	Chargers																										W	20-17+																
11/19	at Browns																										W	19-7																
Went from Jaguars to 49ers .																																												
11/26	Seahawks	P	2	2	0	0.0	0.0	0	0	0	0	0	0	0	0	0	0	0	0	0	0	0	0	0	0	0	L	13-24																
12/03	at Bears	P	3	3	0	0.0	0.0	0	0	0	0	0	0	0	0	0	0	0	0	0	0	0	0	0	0	0	W	15-14																
12/10	at Texans	P	2	0	2	0.0	0.0	0	0	0	0	0	0	0	0	0	0	0	0	0	0	0	0	0	0	0	W	26-16																
12/17	Titans	P	2	2	0	0.0	0.0	1	3	0	0	0	0	0	0	0	0	0	0	0	0	0	0	0	0	0	W	25-23																
12/24	Jaguars	P	2	1	1	0.0	0.0	1	0	0	0	0	0	1	0	0	0	0	0	0	0	0	0	0	0	0	W	44-33																
12/31	at Rams	P	5	4	1	1.0	9.0	2	12	2	0	0	0	0	0	0	0	0	0	0	0	0	0	0	0	0	W	34-13																
2017 TOTALS			12-0	19	13	6	2.0	15.0	5	21	4	0	0	0	2	0	0	0	0	0	0	0	0	0	0	0	12-4																	

+ - Overtime

2016 GAME-BY-GAME REGULAR-SEASON STATISTICS (JAGUARS)

DATE	OPPONENT	P/S	TACKLES							INTERCEPTIONS					O. FUMB				ST				MISC		SCORE			
			TK	S	A	SK	YDS	TFL	YDS	QBH	NO	YDS	LG	TD	PD	FF	FR	TD	YDS	TK	S	A	FF	FR		S	A	W/L
09/11	Packers	P	0	0	0	0.0	0.0	0	0	0	0	0	0	0	0	0	0	0	0	0	0	0	0	0	0	0	L	23-27
09/18	at Chargers	P	1	1	0	0.0	0.0	1	4	0	0	0	0	0	0	0	0	0	0	0	0	0	0	0	0	L	14-38	
09/25	Ravens	P	1	1	0	0.0	0.0	0	0	0	0	0	0	0	0	0	0	0	0	0	0	0	0	0	0	L	17-19	
10/02	Colts	P	1	1	0	0.0	0.0	1	4	0	0	0	0	0	0	0	0	0	0	0	0	0	0	0	0	W	30-27	
10/16	at Bears	P	0	0	0	0.0	0.0	0	0	0	0	0	0	0	0	0	0	0	0	0	0	0	0	0	0	W	17-16	
10/23	Raiders	P	0	0	0	0.0	0.0	0	0	0	0	0	0	0	0	0	0	0	0	0	0	0	0	0	0	L	16-33	
10/27	at Titans	P	1	1	0	0.0	0.0	1	5	0	0	0	0	0	0	0	0	0	0	0	0	0	0	0	0	L	22-36	
11/06	at Chiefs	P	0	0	0	0.0	0.0	0	0	0	0	0	0	0	0	0	0	0	0	0	0	0	0	0	0	L	14-19	
11/13	Texans	P	0	0	0	0.0	0.0	0	0	0	0	0	0	0	0	0	0	0	0	0	0	0	0	0	0	L	21-24	
11/20	at Lions	P	0	0	0	0.0	0.0	0	0	0	0	0	0	0	0	0	0	0	0	0	0	0	0	0	0	L	19-26	
11/27	at Bills	P	0	0	0	0.0	0.0	0	0	0	0	0	0	0	0	0	0	0	0	0	0	0	0	0	0	L	21-28	
12/04	Broncos	P	0	0	0	0.0	0.0	0	0	0	0	0	0	0	0	0	0	0	0	0	0	0	0	0	0	L	10-20	
12/11	Vikings	P	1	0	1	0.0	0.0	0	0	0	0	0	0	0	0	0	0	0	0	0	0	0	0	0	0	L	16-25	
12/18	at Texans	P	1	1	0	0.0	0.0	0	0	0	0	0	0	0	0	0	0	0	0	0	0	0	0	0	0	L	20-21	
12/24	Titans	P	1	1	0	1.0	4.0	1	4	1	0	0	0	0	0	0	0	0	0	0	0	0	0	0	0	W	38-17	
01/01	at Colts	P	1	0	1	0.0	0.0	0	0	0	0	0	0	0	0	0	0	0	0	0	0	0	0	0	0	L	20-24	
2016 TOTALS			16-0	8	6	2	1.0	4.0	4	17	1	0	0	0	0	0	0	0	0	0	0	0	0	0	0	0	3-13	



ANDREW DEPAOLA

(dee-PAUL-uh)

42

LONG SNAPPER



Ht: 6-1

DOB: 7-28-87

Vikings Season: 4

Acquired: FA '20

Wt: 229

College: Rutgers

NFL Season: 9

2022 GP/GS

17/0

CAREER GP/GS

104/0

PLAYOFF GP/GS

1/0

KEY TRANSACTIONS

- Signed by the Tampa Bay Buccaneers on 8/6/12.
- Cut by the Tampa Bay Buccaneers on 8/27/12.
- Signed to a reserve/future contract with the Tampa Bay Buccaneers on 1/3/13.
- Re-signed with the Tampa Bay Buccaneers on 5/14/14.
- Re-signed with the Tampa Bay Buccaneers on 4/5/16.
- Signed with the Tampa Bay Buccaneers on 8/22/17.
- Waived by the Tampa Bay Buccaneers on 9/1/17.
- Acquired via waivers by the Chicago Bears on 9/3/17.
- Signed by the Oakland Raiders on 3/16/18.
- Placed on IR by the Oakland Raiders on 9/13/18.
- Cut by the Oakland Raiders on 8/25/19.
- Signed by the Carolina Panthers on 8/28/19.
- Cut by the Carolina Panthers on 8/30/19.
- Signed to Minnesota Vikings practice squad on 11/21/20.
- Activated by the Minnesota Vikings on 12/2/20.
- Reverted to Minnesota Vikings practice squad on 11/23/20.
- Protected by the Minnesota Vikings on 11/24/20.
- Activated by the Minnesota Vikings on 11/28/20.
- Released by the Minnesota Vikings on 8/31/21.
- Signed by the Minnesota Vikings on 9/2/21.

HONORS

- Associated Press First-Team All-Pro - Special Teams (2022)
- Pro Bowl Selection (2023)

CAREER NOTES

2022 - Minnesota Vikings

- Named as a starter for the Pro Bowl, the first of this career.
- Handled long-snapping duties for all 17 games to begin the season helping P Ryan Wright have one of the best punting seasons in team history and K Greg Joseph connect on five game-winning field goals.

2021 - Minnesota Vikings

- Handled long-snapping duties for every game of the 2021 season and finished with four special teams tackles on the season.

2020 - Minnesota Vikings

- Appeared in 7 games and had one special teams tackle in 2020 after becoming the Vikings long snapper in Week 11.
- Signed to the Vikings practice squad on 11/21.
- Made his Vikings debut vs. Dallas after being elevated from the practice squad for the Week 11 matchup (11/22).
- Standard elevation from practice squad to active roster on 11/28, the day before playing vs. Carolina.
- Served as the Vikings long snapper as K Dan Bailey went 2-for-2 on FGs and PAT attempts and P Britton Colquitt averaged 51.0 yards on three punts vs. Carolina (11/29).
- Signed to Vikings active roster on 12/2.
- Made lone special teams tackle of season at Detroit (1/3).

2019 - Not on a team

- Was not on an NFL team in 2019.
- Spent offseason and training camp with Oakland, released on 8/25.
- Signed on 8/28 by Carolina and released 8/30.

2018 - Oakland Raiders

- Had season-ending ACL tear in season opener, going on Injured Reserve on 9/13.
- Signed as a free agent with Oakland on 3/16.

2017 - Chicago Bears

- Played in all 16 games for Chicago after spending all of training camp and preseason with Tampa Bay.
- Pat O'Donnell set career highs in punts (87), yards (4,708) and average (47.0), finishing in the top-10 in the league in each category.

2016 - Tampa Bay Buccaneers

- Played in all 16 contests for the third consecutive season.
- Snapped for K Roberto Aguayo in his rookie season as he connected on 32-of-34 PATs.
- Bryan Anger finished third in the league with 37 punts inside the 20 in his first season with the Buccaneers.

2015 - Tampa Bay Buccaneers

- Played in all 16 contests and recorded four special teams tackles for the second straight year.
- Jake Schum set career high with 56 punts for 2,348 yards.
- Recorded one special teams tackle vs. Tennessee (9/13).
- Made one tackle and snapped for seven punts at Houston (9/27).

2014 - Tampa Bay Buccaneers

- Played in all 16 games and had four special teams tackles.
- Made NFL debut and had one tackle vs. Carolina (9/7).
- Registered one stop on special teams vs. both New Orleans (10/5) and Minnesota (10/26).
- Made one tackle on special teams at Carolina (12/14).

2013 - Tampa Bay Buccaneers

- Spent offseason and training camp with team.

2012 - Tampa Bay Buccaneers

- Signed as a free agent 8/12, released 8/27.

COLLEGE - RUTGERS

- Appeared in 39 games during his career at Rutgers (2005-09), including every game his final three seasons.
- Rutgers went 36-16 during his tenure, winning four straight bowl games, playing under Head Coach Greg Schiano.
- While serving as holder in 2007, threw a 15-yard TD pass vs. South Florida on a fake FG.
- Recorded five tackles (5 solo) during the 2009 season, his lone season as the full-time long snapper.
- Was on depth chart as a QB early in college career, moving to WR in 2008 and took over long-snapping duties when regular snapper was injured.
- Served as the primary holder for FGs from 2006-08.
- Redshirted as a true freshman in 2005.

PREP - HEREFORD (MD)

- Helped Hereford High School in Parkton, Maryland, to the 2A state title as a sophomore and runner-up finish as a senior.
- Was a three-year starter at QB.
- Threw for 2,092 yards with 22 TDs as a senior, earning All-Metro and All-State honors.
- Earned All-County honors twice and County Offensive Player of the Year by the Baltimore Sun.
- Earned All-Metro honors as a baseball player.



CHRISTIAN DILAURO

(dih-LAW-roh)

61

TACKLE

Ht: 6-6

DOB: 11-11-94

Vikings Season: 1

Acquired: FA '23

Wt: 300

College: Illinois

NFL Season: 2



2022 GP/GS

0/0

CAREER GP/GS

1/0

PLAYOFF GP/GS

0/0

KEY TRANSACTIONS

- Signed as an undrafted free agent by Cleveland, May 4, 2018.
- Released from Cleveland's practice squad, Sept. 4, 2018.
- Signed to San Francisco's practice squad, Sept. 26, 2018.
- Waived by San Francisco, Aug. 21, 2019.
- Signed by Houston, Aug. 25, 2019.
- Released from Houston's practice squad, Oct. 1, 2019.
- Signed by Pittsburgh to the practice squad, Oct. 15, 2019.
- Waived by Pittsburgh, Sept. 5, 2020.
- Signed by Tennessee, May 26, 2021.
- Signed to Tennessee's active roster, Dec. 23, 2021.
- Released from Tennessee's practice squad, Oct. 4, 2022.
- Signed by Washington to the practice squad, Oct. 5, 2022.
- Released from Washington's practice squad, Oct. 19, 2022.
- Signed by Denver to the practice squad, Oct. 24, 2022.
- Signed to Denver's active roster, Dec. 19, 2022.
- Released by Denver, July 31, 2023.

OFF THE FIELD

- Born Nov. 11, 1994.
- Son of Matt DiLauro and Shawna DiLauro.
- His uncle, Joe DiLauro, and father both played football at Toledo.
- Favorite athlete is former Chicago Bears star Brian Urlacher.
- Earned a bachelor's degree in agricultural and consumer economics in December 2016.

CAREER NOTES

- Has seen action in four games during his NFL tenure.

2022 | DENVER BRONCOS

- Appeared in three games in consecutive weeks (Weeks 16-18).

2021 | TENNESSEE TITANS

- Made his NFL debut during Week 16 (Dec. 24) against San Francisco.

COLLEGE - ILLINOIS

- Started 38 games during his career at Illinois, including 31 straight.
- Enrolled early at Illinois and participated in 2013 spring practices
- Saw action in 12 games, starting the last seven at right tackle as a redshirt freshman in 2014.
- Made his Illini debut in the week two win over Western Kentucky, helping the team pile up 520 yards of total offense.
- Started all 12 games at right tackle in 2015, just one of five offensive linemen to do so.
- Started all 12 games as a junior in 2016 and senior in 2017.

HONORS

- Named to ESPN.com's Big Ten All-Freshman team (2014)

- Academic All-Big Ten honoree (2014)

PREP - GREEN (OHIO)

- Three-star recruit per ESPN, Rivals and Scout.
- First-team All-Suburban League as a junior and second-team as a senior.
- Honorable mention All-Northeast Ohio as a senior.
- Played on both sides of the ball as a prep as a tight end and defensive lineman.
- Had 21 receptions for 198 yards and one touchdown as a senior, along with 27 tackles, five tackles for loss, one interception and two pass breakups.
- Had 19 receptions for 290 yards and one TD with 37 tackles, two sacks and three tackles for loss as a junior.
- First-team All-Suburban League in track and field as a junior in both shot put and discus.



TROY DYE



45

LINEBACKER

Ht: 6-3

DOB: 9-18-96

Vikings Season: 4

Acquired: D4c '20

Wt: 225

College: Oregon

NFL Season: 4

2022 GP/GS

17/0

CAREER GP/GS

45/6

PLAYOFF GP/GS

1/0

KEY TRANSACTIONS

- Drafted by the Minnesota Vikings in the fourth round (132nd overall) in the 2020 NFL Draft on 4/25/20.
- Placed on IR by the Minnesota Vikings on 9/24/20.
- Placed on IR/Designated to Return on 10/26/20.

OFF THE FIELD

- Father, Mark, played football at San Jose State and spent time in Houston Astros minor league system.
- Older brother, Tony, was a S at UCLA and played in the NFL from 2012-14. Tony was also a hockey standout, playing on Team USA in the Junior Olympics, and was offered a scholarship from prep powerhouse Shattuck-St. Mary's in Faribault, Minnesota.
- Older brother, Jordan, played WR at Sterling College in Kansas and younger brother, Travis, is a RB at USC and playing at Oregon.

CAREER NOTES

2022 - Minnesota Vikings

- Played in all 17 games playing 330 special teams snaps, totaling 7 special teams tackles, tied with Josh Metellus for the most on the team.
- Played in his first career playoff game vs. New York Giants (1/15/23), playing in 16 special teams snaps.
- Recovered a muffed punt vs. Arizona (10/30).
- Saw his first action on defense in 2022, playing five snaps, vs. New Orleans (10/2) in London, recording one tackle on defense and one on special teams.
- Had a team-high two special teams tackles at Philadelphia (9/19) and added another special teams tackle vs. Detroit (9/25).
- Made season debut in Week 1 vs. Green Bay (9/11), appearing on special teams.

2021 - Minnesota Vikings

- Played in all 17 games to start the season, contributing mostly on special teams and leading the team in special teams tackles with 11.
- Started his lone game of the season in the finale vs. Chicago (1/9/22) where he totaled four tackles on defense.

2020 - Minnesota Vikings

- Appeared in 11 games (5 starts), finishing with 27 tackles, one QBH and two PDs. Also had a special teams tackle.
- Made NFL debut in season opener vs. Green Bay (9/13).
- Started games at Green Bay (11/1), vs. Detroit (11/8), vs. Carolina (11/29), at Tampa Bay (12/13) and vs. Chicago (12/20).
- Placed on Reserve/Injured list on 9/24.
- Designated for return from IR on 10/26, activated on 10/31.
- Started first career game at Green Bay and had one tackle as the Vikings upset the Packers, 28-22 (11/1).
- Had four tackles vs. Detroit (11/8).
- Made two tackles, first QBH and PD at Chicago on MNF (11/16).
- Tallied four solo tackles vs. Jacksonville (12/6).
- Recorded a career-high six tackles vs. Chicago (12/20).
- Had four tackles and a PD at Detroit (1/3).

COLLEGE - OREGON

- Only player in Oregon history to lead the team in tackles four straight seasons (2016-19); finished third in program history in career tackles (397).
- Left Oregon second among Power Five players with 397 career tackles and had 19 games with 10+ tackles, tying a school record.
- Started 48 of 50 career games for Ducks, notching 397 tackles, 15 sacks, five INTs, 14 PBU, 44 TFL, three FF, one FR. Best season

- was 2018 with 115 tackles, 2.0 sacks and one INT. Started 39 straight games from 2017-19.
- Named to The Associated Press All-Pac-12 First Team in 2019, Coaches All-Pac-12 Second Team in 2017 and 2018 and Coaches All-Pac-12 Honorable Mention in 2016.
- Played the final eight games of his career with a cast on his right hand due to a broken thumb and finished his senior season.
- Helped Oregon improve its record every year on campus going 4-8 in 2016, 7-6 in 2017 (Las Vegas Bowl loss to Boise State), 9-4 in 2018 (RedBox Bowl win over Michigan State) and 12-2 in 2019 (Rose Bowl win over Wisconsin).

PREP - NORCO (CA)

- Enrolled early at Oregon in January 2016, a consensus 3-star.
- First-Team All-CIF and Co-Defensive Player of the Year in the Big VIII League as a senior.

TROY DYE'S NFL REGULAR SEASON DEFENSIVE STATISTICS

DATE	TEAM	GP	TACKLES							INTERCEPTIONS						O. FUMB				ST				MISC				
			GS	TK	S	A	TFL	YDS	SK	YDS	QBH	NO	YDS	LG	TD	PD	FF	FR	TD	YDS	TK	S	A	FF	FR	S	A	
2022	Vikings	17	0	4	1	3	0	0	0.0	0.0	0	0	0	0	0	0	0	0	0	0	0	11	7	4	0	1	0	0
2021	Vikings	17	1	9	3	6	0	0	0.0	0.0	0	0	0	0	0	0	0	0	0	0	0	11	9	2	0	0	0	0
2020	Vikings	11	5	27	13	14	0	0	0.0	0.0	1	0	0	0	0	2	0	0	0	0	0	1	0	1	0	0	0	0
NFL TOTALS		45	6	40	17	23	0	0	0.0	0.0	1	0	0	0	0	2	0	0	0	0	23	16	7	0	1	0	0	

SINGLE-GAME HIGHS: DEFENSIVE

Total Tackles	6 vs. CHI, Dec 20, 2020	Passes Defensed	1 at DET, Jan 03, 2021
Solo Tackles	4 vs. JAX, Dec 06, 2020	Special Teams Tackles	...1 more at 1. 2 vs. PIT, Dec 09, 2021 ...2 more at 2.

2022 GAME-BY-GAME REGULAR-SEASON STATISTICS (VIKINGS)

DATE	OPPONENT	P/S	TACKLES							INTERCEPTIONS						O. FUMB				ST				MISC		W/L/T	SCORE	
			TK	S	A	SK	YDS	TFL	YDS	QBH	NO	YDS	LG	TD	PD	FF	FR	TD	YDS	TK	S	A	FF	FR	S			A
09/11	Packers	P	0	0	0	0.0	0.0	0	0	0	0	0	0	0	0	0	0	0	0	0	0	0	0	0	0	0	W	23-7
09/19	at Eagles	P	0	0	0	0.0	0.0	0	0	0	0	0	0	0	0	0	0	0	0	0	2	2	0	0	0	0	L	7-24
09/25	Lions	P	0	0	0	0.0	0.0	0	0	0	0	0	0	0	0	0	0	0	0	1	1	0	0	0	0	W	28-24	
10/02	at Saints	P	1	0	1	0.0	0.0	0	0	0	0	0	0	0	0	0	0	0	0	1	1	0	0	0	0	W	28-25	
10/09	Bears	P	0	0	0	0.0	0.0	0	0	0	0	0	0	0	0	0	0	0	0	0	0	0	0	0	0	W	29-22	
10/16	at Dolphins	P	0	0	0	0.0	0.0	0	0	0	0	0	0	0	0	0	0	0	0	0	0	0	0	0	0	W	24-16	
10/30	Cardinals	P	0	0	0	0.0	0.0	0	0	0	0	0	0	0	0	0	0	0	0	0	0	0	1	0	0	W	34-26	
11/06	at Commanders	P	0	0	0	0.0	0.0	0	0	0	0	0	0	0	0	0	0	0	0	2	0	2	0	0	0	W	20-17	
11/13	at Bills	P	0	0	0	0.0	0.0	0	0	0	0	0	0	0	0	0	0	0	0	1	0	1	0	0	0	W	33-30+	
11/20	Cowboys	P	1	0	1	0.0	0.0	0	0	0	0	0	0	0	0	0	0	0	0	0	0	0	0	0	0	L	3-40	
11/24	Patriots	P	0	0	0	0.0	0.0	0	0	0	0	0	0	0	0	0	0	0	0	1	1	0	0	0	0	W	33-26	
12/04	Jets	P	0	0	0	0.0	0.0	0	0	0	0	0	0	0	0	0	0	0	0	0	0	0	0	0	0	W	27-22	
12/11	at Lions	P	0	0	0	0.0	0.0	0	0	0	0	0	0	0	0	0	0	0	0	0	0	0	0	0	0	L	23-34	
12/17	Colts	P	0	0	0	0.0	0.0	0	0	0	0	0	0	0	0	0	0	0	0	2	1	1	0	0	0	W	39-36+	
12/24	Giants	P	0	0	0	0.0	0.0	0	0	0	0	0	0	0	0	0	0	0	0	1	1	0	0	0	0	W	27-24	
01/01	at Packers	P	0	0	0	0.0	0.0	0	0	0	0	0	0	0	0	0	0	0	0	0	0	0	0	0	0	L	17-41	
01/08	at Bears	P	2	1	1	0.0	0.0	0	0	0	0	0	0	0	0	0	0	0	0	0	0	0	0	0	0	W	29-13	
2022 TOTALS		17-0	4	1	3	0.0	0.0	0	0	0	0	0	0	0	0	0	0	0	0	11	7	4	0	1	0	0	13-4	

+ - Overtime

2021 GAME-BY-GAME REGULAR-SEASON STATISTICS (VIKINGS)

DATE	OPPONENT	P/S	TACKLES						INTERCEPTIONS					O. FUMB				ST				MISC		SCORE			
			TK	S	A	SK	YDS	TFL	YDS	QBH	NO	YDS	LG	TD	PD	FF	FR	TD	YDS	TK	S	A	FF		FR	S	A
09/12	at Bengals	P	0	0	0	0.0	0.0	0	0	0	0	0	0	0	0	0	0	0	1	1	0	0	0	0	0	L	24-27+
09/19	at Cardinals	P	0	0	0	0.0	0.0	0	0	0	0	0	0	0	0	0	0	0	2	2	0	0	0	0	0	L	33-34
09/26	Seahawks	P	0	0	0	0.0	0.0	0	0	0	0	0	0	0	0	0	0	0	0	0	0	0	0	0	0	W	30-17
10/03	Browns	P	0	0	0	0.0	0.0	0	0	0	0	0	0	0	0	0	0	0	1	1	0	0	0	0	0	L	7-14
10/10	Lions	P	0	0	0	0.0	0.0	0	0	0	0	0	0	0	0	0	0	0	0	0	0	0	0	0	0	W	19-17
10/17	at Panthers	P	0	0	0	0.0	0.0	0	0	0	0	0	0	0	0	0	0	0	0	0	0	0	0	0	0	W	34-28+
10/31	Cowboys	P	0	0	0	0.0	0.0	0	0	0	0	0	0	0	0	0	0	0	0	0	0	0	0	0	0	L	16-20
11/07	at Ravens	P	0	0	0	0.0	0.0	0	0	0	0	0	0	0	0	0	0	0	0	0	0	0	0	0	0	L	31-34+
11/14	at Chargers	P	0	0	0	0.0	0.0	0	0	0	0	0	0	0	0	0	0	0	2	1	1	0	0	0	0	W	27-20
11/21	Packers	P	0	0	0	0.0	0.0	0	0	0	0	0	0	0	0	0	0	0	0	0	0	0	0	0	0	W	34-31
11/28	at 49ers	P	0	0	0	0.0	0.0	0	0	0	0	0	0	0	0	0	0	0	0	0	0	0	0	0	0	L	26-34
12/05	at Lions	P	5	1	4	0.0	0.0	0	0	0	0	0	0	0	0	0	0	0	0	0	0	0	0	0	0	L	27-29
12/09	Steelers	P	0	0	0	0.0	0.0	0	0	0	0	0	0	0	0	0	0	0	2	2	0	0	0	0	0	W	36-28
12/20	at Bears	P	0	0	0	0.0	0.0	0	0	0	0	0	0	0	0	0	0	0	1	0	1	0	0	0	0	W	17-9
12/26	Rams	P	0	0	0	0.0	0.0	0	0	0	0	0	0	0	0	0	0	0	1	1	0	0	0	0	0	L	23-30
01/02	at Packers	P	0	0	0	0.0	0.0	0	0	0	0	0	0	0	0	0	0	0	0	0	0	0	0	0	0	L	10-37
01/09	Bears	S	4	2	2	0.0	0.0	0	0	0	0	0	0	0	0	0	0	0	1	1	0	0	0	0	0	W	31-17
2021 TOTALS		17-1	9	3	6	0.0	0.0	0	0	0	0	0	0	0	0	0	0	0	11	9	2	0	0	0	0	8-9	

+ - Overtime

2020 GAME-BY-GAME REGULAR-SEASON STATISTICS (VIKINGS)

DATE	OPPONENT	P/S	TACKLES						INTERCEPTIONS					O. FUMB				ST				MISC		SCORE			
			TK	S	A	SK	YDS	TFL	YDS	QBH	NO	YDS	LG	TD	PD	FF	FR	TD	YDS	TK	S	A	FF		FR	S	A
09/13	Packers	P	0	0	0	0.0	0.0	0	0	0	0	0	0	0	0	0	0	0	0	0	0	0	0	0	0	L	34-43
09/20	at Colts	P	0	0	0	0.0	0.0	0	0	0	0	0	0	0	0	0	0	0	0	0	0	0	0	0	0	L	11-28
09/27	Titans																									L	30-31
10/04	at Texans																									W	31-23
10/11	at Seahawks																									L	26-27
10/18	Falcons																									L	23-40
11/01	at Packers																									W	28-22
11/08	Lions																									W	34-20
11/16	at Bears	P	2	0	2	0.0	0.0	0	0	1	0	0	0	0	1	0	0	0	0	1	0	1	0	0	0	W	19-13
11/22	Cowboys	P	1	1	0	0.0	0.0	0	0	0	0	0	0	0	0	0	0	0	0	0	0	0	0	0	0	L	28-31
11/29	Panthers	S	3	1	2	0.0	0.0	0	0	0	0	0	0	0	0	0	0	0	0	0	0	0	0	0	0	W	28-27
12/06	Jaguars	P	4	4	0	0.0	0.0	0	0	0	0	0	0	0	0	0	0	0	0	0	0	0	0	0	0	W	27-24+
12/13	at Buccaneers	S	1	1	0	0.0	0.0	0	0	0	0	0	0	0	0	0	0	0	0	0	0	0	0	0	0	L	14-26
12/20	Bears	S	6	1	5	0.0	0.0	0	0	0	0	0	0	0	0	0	0	0	0	0	0	0	0	0	0	L	27-33
12/25	at Saints																									L	33-52
01/03	at Lions	P	4	1	3	0.0	0.0	0	0	0	0	0	0	0	1	0	0	0	0	0	0	0	0	0	0	W	37-35
2020 TOTALS		9-3	21	9	12	0.0	0.0	0	0	1	0	0	0	0	2	0	0	0	0	1	0	1	0	0	0	7-9	

+ - Overtime



AKAYLEB EVANS



21

CORNERBACK

Ht: 6-2

DOB: 6-22-99

Vikings Season: 2

Acquired: D4 '22

Wt: 198

College: Missouri

NFL Season: 2

2022 GP/GS

10/2

CAREER GP/GS

10/2

PLAYOFF GP/GS

0/0

KEY TRANSACTIONS

- Fourth-round (118th overall) pick out of Missouri in the 2022 NFL Draft, the third DB of the Vikings 2022 Draft class.

OFF THE FIELD

- Son of Calvin and Nita Evans.
- Earned his bachelor's degree in organizational studies from Tulsa in Spring 2021.
- Pursuing his master's degree from Missouri.
- His favorite professional athlete is LeBron James, and Friday is his favorite movie.
- Was a member of the Student Athlete Advisory Committee at Tulsa.
- Has two older siblings.
- Launched the Akayleb Evans Foundation in 2017 in McKinney, Texas.
- Served as the co-vice president of the Black Men's Initiative at Tulsa.

CAREER NOTES

- Played cornerback at Tulsa and Missouri.
- Earned a medical hardship in 2019 after suffering a season-ending shoulder injury (Tulsa).
- Invited to the 2022 Reese's Senior Bowl.

2022 - Minnesota Vikings

- Placed on IR prior to the game at Detroit (12/11).
- Returned from injury to start vs. New York Jets (12/4) and totaled 6 tackles and a pass defended before leaving with another injury.
- Started his first career game at Buffalo (11/13) and totaled 6 tackles and forced his first career fumble before leaving with a concussion.
- Played a career-high 45 defensive snaps at Washington (11/6), recording a career-high four tackles on defense and two on special teams, and recording his first career tackle for loss, finishing with two, and his first career pass defended, breaking up a pass on a fourth down attempt.
- Saw extended time on defense, playing in 21 snaps at Philadelphia (9/19).
- Made NFL debut in Week 1 vs. Green Bay, playing six snaps on defense and 10 on special teams, tallying one tackle on defense.

COLLEGE - TULSA/MISSOURI

- At Missouri in 2021, appeared in 11 games (eight starts) and racked up 30 tackles on the season (27 solo), in addition to six pass breakups, two forced fumbles, a tackle for a loss and an interception.
- Recorded a season-high eight tackles at Boston College (9/26/21), six of which were solo.
- Played in 21 games (15 starts) at Tulsa.
- Suffered a season-ending shoulder injury in 2019 and earned a medical hardship.
- Played in nine games (starting six) as a true freshman in 2017 and had 26 tackles and two pass breakups on the season.

College - Honors

- 2019 NFF/Oklahoma Sports Hall of Fame Player of the Year.

PREP - MCKINNEY (TX)

- Two-year letterwinner and starter at McKinney High School, where he played cornerback.
- Tallied 48 tackles, five pass breakups and a fumble recovery in eight games as a cornerback his senior season.
- Recorded 80 tackles as a junior.
- Earned Second-Team All-District 10-6A accolades as a senior.
- Totaled 128 career tackles, including 85 solos.

AKAYLEB EVANS' NFL REGULAR SEASON DEFENSIVE STATISTICS

DATE	TEAM	GP	TACKLES							INTERCEPTIONS						O. FUMB				ST				MISC			
			GS	TK	S	A	TFL	YDS	SK	YDS	QBH	NO	YDS	LG	TD	PD	FF	FR	TD	YDS	TK	S	A	FF	FR	S	A
2022	Vikings	10	2	21	18	3	3	2	0.0	0.0	0	0	0	0	0	2	1	0	0	0	2	1	1	0	0	0	0
NFL TOTALS		10	2	21	18	3	3	2	0.0	0.0	0	0	0	0	2	1	0	0	0	2	1	1	0	0	0	0	

2022 GAME-BY-GAME REGULAR-SEASON STATISTICS (VIKINGS)

DATE	OPPONENT	P/S	TACKLES							INTERCEPTIONS						O. FUMB				ST				MISC				
			TK	S	A	SK	YDS	TFL	YDS	QBH	NO	YDS	LG	TD	PD	FF	FR	TD	YDS	TK	S	A	FF	FR	S	A	W/L	SCORE
09/11	Packers	P	1	1	0	0.0	0.0	0	0	0	0	0	0	0	0	0	0	0	0	0	0	0	0	0	0	0	W	23-7
09/19	at Eagles	P	2	2	0	0.0	0.0	0	0	0	0	0	0	0	0	0	0	0	0	0	0	0	0	0	0	L	7-24	
09/25	Lions	P	0	0	0	0.0	0.0	0	0	0	0	0	0	0	0	0	0	0	0	0	0	0	0	0	0	W	28-24	
10/02	at Saints	P	1	1	0	0.0	0.0	0	0	0	0	0	0	0	0	0	0	0	0	0	0	0	0	0	0	W	28-25	
10/09	Bears	P	0	0	0	0.0	0.0	0	0	0	0	0	0	0	0	0	0	0	0	0	0	0	0	0	0	W	29-22	
10/16	at Dolphins	P	0	0	0	0.0	0.0	0	0	0	0	0	0	0	0	0	0	0	0	0	0	0	0	0	0	W	24-16	
10/30	Cardinals	P	0	0	0	0.0	0.0	0	0	0	0	0	0	0	0	0	0	0	0	0	0	0	0	0	0	W	34-26	
11/06	at Commander s	P	5	3	2	0.0	0.0	2	1	0	0	0	0	0	1	0	0	0	0	2	1	1	0	0	0	0	W	20-17
11/13	at Bills	S	6	5	1	0.0	0.0	1	1	0	0	0	0	0	0	1	0	0	0	0	0	0	0	0	0	W	33-30+	
11/20	Cowboys		ON INACTIVE LIST																					L	3-40			
11/24	Patriots		INACTIVE																					W	33-26			
12/04	Jets	S	6	6	0	0.0	0.0	0	0	0	0	0	0	0	1	0	0	0	0	0	0	0	0	0	0	W	27-22	
12/11	at Lions		DID NOT PLAY																					L	23-34			
12/17	Colts		DID NOT PLAY																					W	39-36+			
12/24	Giants		DID NOT PLAY																					W	27-24			
01/01	at Packers		INJURED RESERVE																					L	17-41			
01/08	at Bears		INJURED RESERVE																					W	29-13			
2022 TOTALS		10-2	21	18	3	0.0	0.0	3	2	0	0	0	0	0	2	1	0	0	0	2	1	1	0	0	0	0	13-4	

+ - Overtime



QUENT GOWAN

(GOW-an)

31

CORNERBACK

Ht: 6-2

DOB: 1-7-98

Vikings Season: 2

Acquired: PS '22

Wt: 185

College: UCF

NFL Season: 2



2022 GP/GS

0/0

CAREER GP/GS

0/0

PLAYOFF GP/GS

0/0

KEY TRANSACTIONS

- Sixth-round pick (223rd overall) by the Arizona Cardinals in the 2021 NFL Draft.
- Acquired by Philadelphia via trade on 10/15/21.
- Waived by Philadelphia on 8/30/22.
- Signed to Minnesota's practice squad on 9/1/22.

OFF THE FIELD

- The driving force of his decision to opt out of his final year at UCF during the COVID-19 pandemic was his daughter, Skylar, who was born prematurely at two pounds.
- Took action as a father to not risk exposing her while navigating the unknown of the virus
- Is the oldest of four children raised by Linda, a single mother who became pregnant with Tay in high school and dropped out to find work to support her family.

CAREER NOTES

2022 - Minnesota Vikings

- On the team's practice squad and was elevated for the games vs. Dallas (11/20) in Week 11, vs. New England (11/24) in Week 12 and at Detroit (12/11) in Week 14.

2021 - Arizona Cardinals/Philadelphia Eagles

- Saw action in 76 combined snaps (44 defense, 32 special teams) with the Eagles, totaling 1 defensive tackle and 1 special teams tackle.

COLLEGE - BUTLER/UCF

- Played collegiately at Central Florida (2019), Butler Community College (El Dorado, KS) (2018) and Miami (OH) (2017)
- Named second-team All-AAC by Pro Football Focus after posting 31 tackles (22 solo), 8 PDs, 2 INTs, 1 TFL and 1 FR in 2019 at UCF.
- Held opposing receivers to just 20 receptions on 50 targets and limited opposing QBs to a 26.6 passer rating when targeting him.
- Earned first-team All-Kansas Jayhawk Community College honors after posting 27 tackles (23 solo), 6 INTs (1 TD) and 4 PDs in 2018 at Butler Community College.
- Helped lead the Grizzlies to a victory in the Midwest Classic Bowl.
- Was ranked the No. 9 junior college CB.

PREP - NEWTON (GA)

- Received first-team all-state recognition after recording 15 PDs and 4 INTs as a senior.

TAY GOWAN'S NFL REGULAR SEASON DEFENSIVE STATISTICS

DATE	TEAM	GP	GS	TACKLES					INTERCEPTIONS					O. FUMB			ST			MISC									
				TK	S	A	TFL	YDS	SK	YDS	QBH	NO	YDS	LG	TD	PD	FF	FR	TD	YDS	TK	S	A	FF	FR	S	A		
2022	Eagles	0	0	0	0	0	0	0	0.0	0.0	0	0	0	0	0	0	0	0	0	0	0	0	0	0	0	0	0		
2021	Cardinals	0	0	0	0	0	0	0	0.0	0.0	0	0	0	0	0	0	0	0	0	0	0	0	0	0	0	0	0		
Went from Philadelphia to Arizona .																													
2021	Eagles	0	0	1	0	1	0	0	0.0	0.0	0	0	0	0	0	0	0	0	0	0	0	0	0	1	1	0	0	0	0
2021	TOTAL	0	0	1	0	1	0	0	0.0	0.0	0	0	0	0	0	0	0	0	0	0	0	0	1	1	0	0	0	0	
NFL TOTALS		0	0	1	0	1	0	0	0.0	0.0	0	0	0	0	0	0	0	0	0	0	0	0	1	1	0	0	0	0	

SINGLE-GAME HIGHS: DEFENSIVE

Total Tackles

1 at PHI, Jan 08, 2022

Special Teams Tackles

1 at DET, Oct 31, 2021



JAREN HALL



16

QUARTERBACK

Ht: 6-0

Wt: 207

DOB: 3-24-98

College: BYU

Vikings Season: Rookie **NFL Season:** Rookie

Acquired: D5b '23

2022 GP/GS

0/0

CAREER GP/GS

0/0

PLAYOFF GP/GS

0/0

KEY TRANSACTIONS

- Drafted in the fifth round (164th overall) of the 2023 NFL Draft out of BYU.

OFF THE FIELD

- Majored in exercise & wellness.
- Served a full-time mission in Roseville, Calif.
- Son Kalin and Hollie Hall. Father played running back at BYU (1992-93) and mother was a gymnast at BYU (1993).
- Brother, KJ, also played running back at BYU (2015-17).
- Brother, Kyson, currently plays wide receiver for BYU.
- Married to former Utah Valley soccer player Breanna McCarter (2014-18) and they have a daughter Jayda born in 2021.
- Played varsity basketball in high school.
- Plays golf in his free time.

COLLEGE - BYU

- Hall played quarterback at BYU from 2018-22 and appeared in 31 games, including 25 starts.
- Served as BYU's starting quarterback over his final two seasons in 2021 and 2022.
- Finished No. 1 at BYU in career interception avoidance percentage with 52 touchdowns to 11 interceptions and a pass efficiency rating of 65.2% (tied with Steve Young for No. 4 all-time at BYU). He racked up 6,174 total-passing yards.
- A dual-threat quarterback, registering 796 yards on the ground with 181 carries and nine touchdowns.
- Pass efficiency rating of 158.2 (No. 4 all-time at BYU).
- Also played on the BYU's baseball team in 2019 and 2020 as an outfielder, playing in 27 games during the 2019 season, including eight starts in the outfield.
- Hit .400 in five games, with three starts during the shortened 2020 COVID season.

HONORS

- Independent Offensive Player of the Year (2022)
- Independent Quarterback of the Year (2022)
- All-Independent First Team by College Football Network (2022)
- Phil Steele All-Independent First Team (2021, 2022)
- Pro Football Network Independent Quarterback of the Year (2021).

HIGH SCHOOL - MAPLE MOUNTAIN

- Earned Deseret News 4A Honorable Mention and Region 8 First Team in 2014 and 2015.
- Selected as Maple Mountain's 2015 Offensive Football Player of the Year.
- For his high school career, he had 5,109 yards passing and 52 touchdowns.
- Rated the No. 3 quarterback in Utah by Scout, and Rivals ranked him the No. 20 dual-threat quarterback in the nation in the 2016 class.



CORTEZ HAM



30
FULLBACK

Ht: 5-11

Wt: 250

DOB: 7-22-93

College: Augustana

Vikings Season: 7

NFL Season: 7

Acquired: UDFA '16

2022 GP/GS

17/4

CAREER GP/GS

96/33

PLAYOFF GP/GS

5/1

KEY TRANSACTIONS

- Signed as an undrafted free agent by the Minnesota Vikings on 5/10/16.
- Waived by the Minnesota Vikings on 9/3/16.
- Activated from the practice squad on 12/23/16.
- Signed a four-year extension with the Minnesota Vikings on 3/17/20.

OFF THE FIELD

- Earned degree in physical education and health in spring 2016.
- Aspires to a career in mentoring youth and working with nonprofit organizations.
- Honored his mother, Tina, during My Cause My Cleats game in 2019 with a message of support for pancreatic cancer victims. She was able to attend the game in person, a win over Detroit.
- Joined teammates and Vikings ownership in bringing a group of students to the U.S. Holocaust Memorial Museum in Washington, D.C., to grow understanding and empathy for the tragedy.
- Grandfather was a Golden Gloves boxer and a Navy veteran.
- Cousin serves in the U.S. Army.
- Wife, Stephanie, played soccer at Augustana.
- The couple has two daughters and a son.
- The couple surprised a family from the Boys & Girls Clubs with Christmas gifts and a dinner at the team's facility in December 2018 and 2019; also adopted families during the COVID-19 pandemic.
- Joins fellow Minnesota natives Adam Thielen (Detroit Lakes), Ryan Connelly (Eden Prairie) and Ben Ellefson (Hawley) on the 2022 Vikings.
- Played against Vikings WR Adam Thielen in high school and college before joining as teammates with the Vikings.

HONORS

- Named the Minnesota Vikings 2018 Special Teams Player of the Year after recording seven special teams tackles on the season.
- Pro Bowl Selection (2020)

CAREER NOTES

- Paved the way for Dalvin Cook to earn four consecutive Pro Bowl berths from 2019-22.
- Named to his first career Pro Bowl in 2019 after posting career-highs in receptions (17) and receiving yards (149) and helping pave the way for Cook to rush for 1,135 yards and also earn a Pro Bowl berth.

2022 - Minnesota Vikings

- Named a captain for the 2022 season and was selected as the first alternate for the Pro Bowl
- Appeared in all 17 games with four starts, totaling eight special teams tackles, 10 receptions for 86 yards and four rushes for seven yards.
- Played in his fifth career playoff game in the Wild Card matchup vs. New York Giants (1/15/23), playing in 11 snaps on offense and 16 on special teams.
- Had a one-yard touchdown run vs. Indianapolis (12/17).
- Scored his first touchdown of the season on a three-yard run late in the fourth quarter at Buffalo (11/13).
- Also tied a career-high with three special teams tackles against the Bills.
- Had his first carry of the season, picking up three yards and a first down on a 3rd-and-2 at Miami (10/16).
- Started and caught two passes for 15 yards, including an elusive 12-yard reception for a first down, vs. Detroit (9/25).
- Caught one pass for six yards in his season debut in Week 1 vs. Green Bay (9/11), appearing in 14 snaps on offense and 17 on special teams.

2021 - Minnesota Vikings

- Appeared in all 17 games with eight starts, tying his career high in receptions with 17 and rushes with seven, as well as totaling a career-high 34 rushing yards.
- Had a 27-yard reception at Baltimore (11/7).
- Had a career-long 30-yard rush at Carolina (10/17).
- Has converted three 1st downs on his six rush attempts.
- Started four of the first seven games of the season, paving the way for Dalvin Cook and Alexander Mattison to surpass 100 yards rushing in contests.

2020 - Minnesota Vikings

- Started career-high 11 games, played in 15 and saw action on career-high 404 offensive snaps.
- Helped Dalvin Cook to one of the best seasons in team history by a RB, ranking second in the NFL with 1,557 rushing yards and scoring 16 TDs on the ground, the third and second-best marks in Vikings history, respectively.
- The Vikings offense scored 55 TDs, the second-best mark in club history, and ranked No. 4 in the NFL in total offense, a 12-spot jump from 2019 and the highest ranking since 2004.
- Caught career-long 12-yard TD in win vs. Jacksonville (12/6).
- Started the season opener vs. Green Bay (9/13).
- Had career-long run of 10 yards and two special teams tackles vs. Carolina (11/29).
- Recorded an 11-yard catch vs. Tennessee (9/27).
- Caught three passes for 22 yards at Tampa Bay (12/13).
- Made two catches for 44 yards at Detroit (1/3).

2019 - Minnesota Vikings

- Named to first career Pro Bowl.
- Played in all 16 games, starting seven.
- Appeared on 354 offensive snaps, finishing the regular season with seven carries for 17 yards and a career-high 17 receptions for 149 yards.
- Had four special teams tackles on the season.
- Helped pave the way for Dalvin Cook's career-high 154 rushing yards at Green Bay (9/15).
- In his fifth career start, led a rushing attack that totaled a season-high 211 yards and three TDs vs. Oakland (9/22).
- Started his third game of the season at Chicago (9/29), establishing a new career high.
- Scored the second TD and first receiving TD of his career at Detroit (10/20) on a 5-yard TD pass from Kirk Cousins. Also set career highs with a long rush of nine yards and nine total rushing yards with a 9-yard rumble on 3rd-and-short.
- Started his fourth game of the season at Kansas City (11/3), catching a then-career-long 32-yard pass.
- Started at Seattle (12/2), had a career-long 36-yard reception.
- Rushed one time for three yards and made one special teams tackle in the Wild Card win at New Orleans (1/5/20).
- Made his first career postseason start in the Divisional game at San Francisco (1/11/20).

2018 - Minnesota Vikings

- Played in 15 games in his second season, starting two.
- Named the Minnesota Vikings 2018 Special Teams Player of the Year after recording seven special teams tackles on the season.
- Finished the season with six carries for eight yards and 11 receptions for 85 yards.
- Carried the ball for five yards and a first down to keep a 4th-quarter scoring drive alive at Green Bay (9/16).
- Caught career-best five passes for 47 yards vs. Buffalo (9/23).
- Made his first start of the 2018 season vs. New Orleans (10/28).
- Played his 25th career game vs. Detroit (11/4), appearing on offense and wrapping up one special teams tackle.
- At Detroit (12/23), started his second game of the season before exiting with an elbow injury.

2017 - Minnesota Vikings

- Appeared in all 16 regular-season games and two playoff games as the only FB on roster.
- Totaled 81 yards from scrimmage on 14 touches (7 receptions, 7 rushes) on the season.
- Saw his first career NFL action vs. New Orleans (9/11), appearing on nine plays on offense and 18 on special teams.
- Scored 1-yard TD on his first career rushing attempt at Pittsburgh (9/17).
- Contributed on offense with his first NFL reception (12 yards) and added one special teams tackle vs. Tampa Bay (9/24).
- Hauled in a 12-yard pass vs. Baltimore (10/22), tying a career long and added a career-best three special teams tackles.
- Contributed on offense and special teams vs. Cleveland (10/29) at Twickenham Stadium in London, England, as a part of the NFL's International Series.
- Posted one special teams tackle at Detroit (11/23) on Thanksgiving Day.
- Had a 12-yard catch and added a key 1-yard rush on third down, as well as corralling two special teams tackles at Atlanta (12/3).
- Made first career start vs. Cincinnati (12/17) and made one special teams tackle as the Vikings clinched the NFC North title.
- Appeared in his first career playoff game, vs. New Orleans (1/14/18) in the Divisional Round, recording a 7-yard run as the Vikings clinched a berth in the NFC title game.
- Played on offense and special teams in the NFC Championship Game at Philadelphia (1/21/18).

2016 - Minnesota Vikings

- Signed following a rookie minicamp tryout as an undrafted free agent, going through training camp and preseason with the team.
- Was released in final roster cuts but came back to club on practice squad.
- Joined the Vikings practice squad on 9/4.

- Elevated to the Vikings 53-man roster on 12/23 and was active, but did not play, at Green Bay (12/24).
- Inactive vs. Chicago (1/1/17).

COLLEGE - AUGUSTANA (SD)

- Played at Division II Augustana College in Sioux Falls, South Dakota, helping the Vikings advance to the NCAA playoffs, and led the Northern Sun Conference in rushing yards and TDs.
- Notched career-high 1,097 rushing yards as a senior and 16 TDs, matching the school record for rushing TDs, and becoming only fourth Augustana RB to top the 1,000-yard plateau.
- Started all 12 games as a senior and had career-high 160 yards on the ground against Southwest Minnesota State.
- Ran for 2,662 yards in his career and 29 rushing TDs along with 96 catches for 949 yards and six TDs in 43 career games.
- Played in NSIC along with fellow Viking WR Adam Thielen.

PREP - DENFELD

- Twice named all-conference and rushed for more than 1,800 yards combined as a junior and senior at Duluth Denfeld H.S.
- Also starred in track and field.
- Played in the Minnesota High School All-Star football game.

C.J. HAM'S NFL REGULAR SEASON RUSHING/RECEIVING STATISTICS

DATE	TEAM	RUSHING							RECEIVING				
		GP	GS	NO.	YDS.	AVG.	LG	TD	NO.	YDS.	AVG.	LG	TD
2022	Vikings	17	4	4	7	1.8	3t	2	10	86	8.6	17	0
2021	Vikings	17	8	7	34	4.9	30	0	17	125	7.4	27	0
2020	Vikings	15	11	5	18	3.6	10	0	8	97	12.1	30	1
2019	Vikings	16	7	7	17	2.4	9	0	17	149	8.8	36	1
2018	Vikings	15	2	6	8	1.3	5	0	11	85	7.7	17	0
2017	Vikings	16	1	7	13	1.9	3	1	7	68	9.7	12	0
2016	Vikings	0	0	0	0	0.0	0	0	0	0	0.0	0	0
NFL TOTALS		96	33	36	97	2.7	30	3	70	610	8.7	36	2

C.J. HAM'S NFL POSTSEASON RUSHING/RECEIVING STATISTICS

DATE	TEAM	RUSHING							RECEIVING				
		GP	GS	NO.	YDS.	AVG.	LG	TD	NO.	YDS.	AVG.	LG	TD
2022	Vikings	1	0	0	0	0.0	0	0	0	0	0.0	0	0
2019	Vikings	2	1	1	3	3.0	3	0	0	0	0.0	0	0
2017	Vikings	2	0	1	7	7.0	7	0	0	0	0.0	0	0
NFL TOTALS		5	1	2	10	5.0	7	0	0	0	0.0	0	0

C.J. HAM'S NFL REGULAR SEASON RETURN STATISTICS

DATE	TEAM	KICKOFF RETURNS					PUNT RETURNS					
		RET.	YDS.	AVG.	LG	TD	NO.	FC	YDS.	AVG.	LG	TD
2022	Vikings	0	0	0.0	0	0	0	0	0	0.0	0	0
2021	Vikings	0	0	0.0	0	0	0	0	0	0.0	0	0
2020	Vikings	2	31	15.5	20	0	0	0	0	0.0	0	0
2019	Vikings	2	33	16.5	17	0	0	0	0	0.0	0	0
2018	Vikings	0	0	0.0	0	0	0	0	0	0.0	0	0
2017	Vikings	0	0	0.0	0	0	0	0	0	0.0	0	0
2016	Vikings	0	0	0.0	0	0	0	0	0	0.0	0	0
NFL TOTALS		4	64	16.0	20	0	0	0	0	0.0	0	0

SINGLE-GAME HIGHS: RUSHING/RECEIVING

Rush Attempts 3 vs. LAR, Nov 19, 2017
Rushing Yards 30 at CAR, Oct 17, 2021
Longest Runs 30 at CAR, Oct 17, 2021
Rushing TDs 1 at PIT, Sep 17, 2017
Receptions 5 vs. BUF, Sep 23, 2018
Receiving Yards 47 vs. BUF, Sep 23, 2018
Receiving Average 9.4 vs. BUF, Sep 23, 2018
Longest Receptions 36 at SEA, Dec 02, 2019

Receiving TDs 1 vs. JAX, Dec 06, 2020
 ...1 more at 1.
All-Purpose Yards 58 at SEA, Dec 02, 2019
Kickoff Returns 1 vs. DAL, Nov 22, 2020
 ...3 more at 1.
Kickoff Return Yards 20 vs. DAL, Nov 22, 2020
Longest Kickoff Return 20 vs. DAL, Nov 22, 2020
Special Teams Tackles 2 vs. CAR, Nov 29, 2020
 ...5 more at 2.
Most TDs 1 vs. JAX, Dec 06, 2020
 ...2 more at 1.
Miscellaneous Tackles 1 vs. TEN, Sep 27, 2020

SINGLE-GAME HIGHS - POSTSEASON: RUSHING/RECEIVING

Rush Attempts 1 at NO, Jan 05, 2020
 ...1 more at 1.
Rushing Yards 7 vs. NO, Jan 14, 2018
Longest Runs 7 vs. NO, Jan 14, 2018

All-Purpose Yards 7 vs. NO, Jan 14, 2018
Special Teams Tackles 1 at NO, Jan 05, 2020
 ...1 more at 1.

2022 GAME-BY-GAME REGULAR-SEASON STATISTICS (VIKINGS)

DATE	OPPONENT	P/S	RUSHING					RECEIVING					W/L	SCORE
			NO.	YDS.	AVG.	LG	TD	NO.	YDS.	AVG.	LG	TD		
09/11	Packers	P	0	0	0.0	0	0	1	6	6.0	6	0	W	23-7
09/19	at Eagles	P	0	0	0.0	0	0	0	0	0.0	0	0	L	7-24
09/25	Lions	S	0	0	0.0	0	0	2	15	7.5	12	0	W	28-24
10/02	at Saints	P	0	0	0.0	0	0	0	0	0.0	0	0	W	28-25
10/09	Bears	P	0	0	0.0	0	0	0	0	0.0	0	0	W	29-22
10/16	at Dolphins	P	1	3	3.0	3	0	0	0	0.0	0	0	W	24-16
10/30	Cardinals	P	0	0	0.0	0	0	0	0	0.0	0	0	W	34-26
11/06	at Commanders	P	0	0	0.0	0	0	0	0	0.0	0	0	W	20-17
11/13	at Bills	P	1	3	3.0	3t	1	0	0	0.0	0	0	W	33-30+
11/20	Cowboys	P	0	0	0.0	0	0	0	0	0.0	0	0	L	3-40
11/24	Patriots	P	0	0	0.0	0	0	0	0	0.0	0	0	W	33-26
12/04	Jets	S	0	0	0.0	0	0	0	0	0.0	0	0	W	27-22
12/11	at Lions	P	0	0	0.0	0	0	1	9	9.0	9	0	L	23-34
12/17	Colts	S	2	1	0.5	1t	1	1	4	4.0	4	0	W	39-36+
12/24	Giants	P	0	0	0.0	0	0	1	5	5.0	5	0	W	27-24
01/01	at Packers	S	0	0	0.0	0	0	0	0	0.0	0	0	L	17-41
01/08	at Bears	P	0	0	0.0	0	0	4	47	11.8	17	0	W	29-13
2022 TOTALS		17-4	4	7	1.8	3T	2	10	86	8.6	17	0	13-4	

+ - Overtime

2021 GAME-BY-GAME REGULAR-SEASON STATISTICS (VIKINGS)

DATE	OPPONENT	P/S	RUSHING					RECEIVING					W/L	SCORE
			NO.	YDS.	AVG.	LG	TD	NO.	YDS.	AVG.	LG	TD		
09/12	at Bengals	S	0	0	0.0	0	0	2	9	4.5	6	0	L	24-27+
09/19	at Cardinals	P	0	0	0.0	0	0	0	0	0.0	0	0	L	33-34
09/26	Seahawks	S	2	2	1.0	2	0	0	0	0.0	0	0	W	30-17
10/03	Browns	S	1	1	1.0	1	0	0	0	0.0	0	0	L	7-14
10/10	Lions	P	1	1	1.0	1	0	1	14	14.0	14	0	W	19-17
10/17	at Panthers	S	1	30	30.0	30	0	0	0	0.0	0	0	W	34-28+
10/31	Cowboys	P	1	0	0.0	0	0	3	3	1.0	9	0	L	16-20
11/07	at Ravens	S	0	0	0.0	0	0	1	27	27.0	27	0	L	31-34+
11/14	at Chargers	P	0	0	0.0	0	0	3	13	4.3	7	0	W	27-20
11/21	Packers	P	1	0	0.0	0	0	0	0	0.0	0	0	W	34-31
11/28	at 49ers	P	0	0	0.0	0	0	1	16	16.0	16	0	L	26-34
12/05	at Lions	P	0	0	0.0	0	0	1	19	19.0	19	0	L	27-29
12/09	Steelers	P	0	0	0.0	0	0	0	0	0.0	0	0	W	36-28
12/20	at Bears	S	0	0	0.0	0	0	1	3	3.0	3	0	W	17-9
12/26	Rams	S	0	0	0.0	0	0	2	13	6.5	9	0	L	23-30
01/02	at Packers	S	0	0	0.0	0	0	1	1	1.0	1	0	L	10-37
01/09	Bears	P	0	0	0.0	0	0	1	7	7.0	7	0	W	31-17
2021 TOTALS		17-8	7	34	4.9	30	0	17	125	7.4	27	0	8-9	

+ - Overtime

2020 GAME-BY-GAME REGULAR-SEASON STATISTICS (VIKINGS)

DATE	OPPONENT	P/S	RUSHING					RECEIVING					W/L	SCORE
			NO.	YDS.	AVG.	LG	TD	NO.	YDS.	AVG.	LG	TD		
09/13	Packers	S	0	0	0.0	0	0	0	0	0.0	0	0	L	34-43
09/20	at Colts	P	1	4	4.0	4	0	0	0	0.0	0	0	L	11-28
09/27	Titans	S	0	0	0.0	0	0	1	11	11.0	11	0	L	30-31
10/04	at Texans	S	1	2	2.0	2	0	0	0	0.0	0	0	W	31-23
10/11	at Seahawks	P	0	0	0.0	0	0	0	0	0.0	0	0	L	26-27
10/18	Falcons	P	0	0	0.0	0	0	0	0	0.0	0	0	L	23-40
11/01	at Packers	S	1	2	2.0	2	0	0	0	0.0	0	0	W	28-22
11/08	Lions	S	0	0	0.0	0	0	0	0	0.0	0	0	W	34-20
11/16	at Bears	S	0	0	0.0	0	0	1	8	8.0	8	0	W	19-13
11/22	Cowboys	P	0	0	0.0	0	0	0	0	0.0	0	0	L	28-31
11/29	Panthers	S	1	10	10.0	10	0	0	0	0.0	0	0	W	28-27
12/06	Jaguars	S	0	0	0.0	0	0	1	12	12.0	12t	1	W	27-24+
12/13	at Buccaneers	S	1	0	0.0	0	0	3	22	7.3	9	0	L	14-26
12/20	Bears	S	0	0	0.0	0	0	0	0	0.0	0	0	L	27-33
12/25	at Saints							INACTIVE					L	33-52
01/03	at Lions	S	0	0	0.0	0	0	2	44	22.0	30	0	W	37-35
2020 TOTALS		15-11	5	18	3.6	10	0	8	97	12.1	30	1	7-9	

+ - Overtime

2019 GAME-BY-GAME REGULAR-SEASON STATISTICS (VIKINGS)

DATE	OPPONENT	P/S	RUSHING					RECEIVING					W/L	SCORE
			NO.	YDS.	AVG.	LG	TD	NO.	YDS.	AVG.	LG	TD		
09/08	Falcons	S	0	0	0.0	0	0	0	0	0.0	0	0	W	28-12
09/15	at Packers	P	0	0	0.0	0	0	0	0	0.0	0	0	L	16-21
09/22	Raiders	S	0	0	0.0	0	0	1	0	0.0	0	0	W	34-14
09/29	at Bears	S	0	0	0.0	0	0	3	10	3.3	4	0	L	6-16
10/06	at Giants	P	0	0	0.0	0	0	1	-1	-1.0	-1	0	W	28-10
10/13	Eagles	P	0	0	0.0	0	0	0	0	0.0	0	0	W	38-20
10/20	at Lions	P	1	9	9.0	9	0	1	5	5.0	5t	1	W	42-30
10/24	Redskins	P	0	0	0.0	0	0	0	0	0.0	0	0	W	19-9
11/03	at Chiefs	S	0	0	0.0	0	0	2	37	18.5	32	0	L	23-26
11/10	at Cowboys	P	1	-1	-1.0	-1	0	0	0	0.0	0	0	W	28-24
11/17	Broncos	S	1	0	0.0	0	0	1	6	6.0	6	0	W	27-23
12/02	at Seahawks	S	0	0	0.0	0	0	2	42	21.0	36	0	L	30-37
12/08	Lions	P	1	0	0.0	0	0	1	25	25.0	25	0	W	20-7
12/15	at Chargers	P	1	5	5.0	5	0	3	13	4.3	10	0	W	39-10
12/23	Packers	S	0	0	0.0	0	0	2	12	6.0	7	0	L	10-23
12/29	Bears	P	2	4	2.0	3	0	0	0	0.0	0	0	L	19-21
2019 TOTALS		16-7	7	17	2.4	9	0	17	149	8.8	36	1	10-6	

2018 GAME-BY-GAME REGULAR-SEASON STATISTICS (VIKINGS)

DATE	OPPONENT	P/S	RUSHING					RECEIVING					W/L/		SCORE
			NO.	YDS.	AVG.	LG	TD	NO.	YDS.	AVG.	LG	TD	T		
09/09	49ers	P	0	0	0.0	0	0	0	0	0.0	0	0	W		24-16
09/16	at Packers	P	1	5	5.0	5	0	0	0	0.0	0	0	T		29-29
09/23	Bills	P	0	0	0.0	0	0	5	47	9.4	17	0	L		6-27
09/27	at Rams	P	0	0	0.0	0	0	2	7	3.5	6	0	L		31-38
10/07	at Eagles	P	0	0	0.0	0	0	1	7	7.0	7	0	W		23-21
10/14	Cardinals	P	1	1	1.0	1	0	0	0	0.0	0	0	W		27-17
10/21	at Jets	P	0	0	0.0	0	0	0	0	0.0	0	0	W		37-17
10/28	Saints	S	2	1	0.5	1	0	0	0	0.0	0	0	L		20-30
11/04	Lions	P	0	0	0.0	0	0	0	0	0.0	0	0	W		24-9
11/18	at Bears	P	0	0	0.0	0	0	0	0	0.0	0	0	L		20-25
11/25	Packers	P	1	0	0.0	0	0	1	13	13.0	13	0	W		24-17
12/02	at Patriots	P	0	0	0.0	0	0	2	11	5.5	6	0	L		10-24
12/10	at Seahawks	P	0	0	0.0	0	0	0	0	0.0	0	0	L		7-21
12/16	Dolphins	P	0	0	0.0	0	0	0	0	0.0	0	0	W		41-17
12/23	at Lions	S	1	1	1.0	1	0	0	0	0.0	0	0	W		27-9
12/30	Bears												L		10-24
2018 TOTALS		15-2	6	8	1.3	5	0	11	85	7.7	17	0	8-7-1		

2017 GAME-BY-GAME REGULAR-SEASON STATISTICS (VIKINGS)

DATE	OPPONENT	P/S	RUSHING					RECEIVING					W/L	SCORE	
			NO.	YDS.	AVG.	LG	TD	NO.	YDS.	AVG.	LG	TD			
09/11	Saints	P	0	0	0.0	0	0	0	0	0.0	0	0	0	W	29-19
09/17	at Steelers	P	1	1	1.0	1t	1	0	0	0.0	0	0	0	L	9-26
09/24	Buccaneers	P	0	0	0.0	0	0	1	12	12.0	12	0	0	W	34-17
10/01	Lions	P	0	0	0.0	0	0	0	0	0.0	0	0	0	L	7-14
10/09	at Bears	P	1	0	0.0	0	0	1	11	11.0	11	0	0	W	20-17
10/15	Packers	P	0	0	0.0	0	0	0	0	0.0	0	0	0	W	23-10
10/22	Ravens	P	0	0	0.0	0	0	1	12	12.0	12	0	0	W	24-16
10/29	at Browns	P	0	0	0.0	0	0	0	0	0.0	0	0	0	W	33-16
11/12	at Redskins	P	1	3	3.0	3	0	0	0	0.0	0	0	0	W	38-30
11/19	Rams	P	3	8	2.7	3	0	0	0	0.0	0	0	0	W	24-7
11/23	at Lions	P	0	0	0.0	0	0	0	0	0.0	0	0	0	W	30-23
12/03	at Falcons	P	1	1	1.0	1	0	1	12	12.0	12	0	0	W	14-9
12/10	at Panthers	P	0	0	0.0	0	0	1	9	9.0	9	0	0	L	24-31
12/17	Bengals	S	0	0	0.0	0	0	1	6	6.0	6	0	0	W	34-7
12/23	at Packers	P	0	0	0.0	0	0	0	0	0.0	0	0	0	W	16-0
12/31	Bears	P	0	0	0.0	0	0	1	6	6.0	6	0	0	W	23-10
2017 TOTALS		16-1	7	13	1.9	3	1	7	68	9.7	12	0	13-3		

2019 GAME-BY-GAME POSTSEASON STATISTICS (VIKINGS)

DATE	OPPONENT	P/S	RUSHING					RECEIVING					W/L	SCORE	
			NO.	YDS.	AVG.	LG	TD	NO.	YDS.	AVG.	LG	TD			
01/05	at Saints	P	1	3	3.0	3	0	0	0	0.0	0	0	0	W	26-20+
01/11	at 49ers	S	0	0	0.0	0	0	0	0	0.0	0	0	0	L	10-27
2019 TOTALS		2-1	1	3	3.0	3	0	0	0	0.0	0	0	0	1-1	

+ - Overtime

2017 GAME-BY-GAME POSTSEASON STATISTICS (VIKINGS)

DATE	OPPONENT	P/S	RUSHING					RECEIVING					W/L	SCORE	
			NO.	YDS.	AVG.	LG	TD	NO.	YDS.	AVG.	LG	TD			
01/14	Saints	P	1	7	7.0	7	0	0	0	0.0	0	0	0	W	29-24
01/21	at Eagles	P	0	0	0.0	0	0	0	0	0.0	0	0	0	L	7-38
2017 TOTALS		2-0	1	7	7.0	7	0	0	0	0.0	0	0	0	1-1	



JORDAN HICKS



58

LINEBACKER

Ht: 6-1

DOB: 6-27-92

Vikings Season: 2

Acquired: FA '22

Wt: 236

College: Texas

NFL Season: 9

2022 GP/GS

17/17

CAREER GP/GS

109/106

PLAYOFF GP/GS

4/3

KEY TRANSACTIONS

- Drafted in the third round (No. 84 overall) in the 2015 NFL Draft by the Philadelphia Eagles 5/1/15.
- Placed on IR by the Philadelphia Eagles on 11/9/15.
- Placed on IR by the Philadelphia Eagles on 10/31/17.
- Signed with the Arizona Cardinals on 3/15/19.
- Released by the Arizona Cardinals on 3/9/22.
- Signed by the Minnesota Vikings on 3/17/22.

OFF THE FIELD

- Launched TopTier Wealth Management in 2018, a financial management firm that aides professional athletes with their financial planning.
- Has two sons, Ayven and Lukah, and a daughter, Taliya, with his wife, Ivana.
- Born in Colorado Springs, Colorado, and also lived in Indiana (ages 1-6) and South Carolina (ages 6-11) before moving to Ohio.

CAREER NOTES

2022 - Minnesota Vikings

- Finished the 2022 regular season with the second-most tackles (129) on the team. Also tallied 3.0 sacks, 10 passes defended and four QB hits.
- Started his first playoff game as a Viking and tallied eight tackles (six solo) (1/15/23).
- Tallied eight tackles (seven solo), including a tackle for a loss and one pass defended in Detroit. Now has 106 tackles on the season, the second-most behind LB Eric Kendricks who has a team-leading 107 (12/11).
- Made his 100th career start and tallied his third sack of the season, upping his career sacks to 13.5 (11/24).
- Played his 100th career game and finished with 12 total tackles (10 solo) and two passes defended, marking the first time in his career he's recorded that stat line (11/6).
- Notched his 25th game with double-digit tackles, registering 11 at Miami. Also had 1.0 sack, two quarterback hits and one pass defended (10/16).
- Tallied his third career game with 14 total tackles, his single-game career-high. Also had one pass defended (9/25).
- Notched the 12th interception of his career, which leads all linebackers since 2015, when he entered the league (9/19).
- Made his Vikings debut against Green Bay and tallied 14 total tackles, 1.0 sack and a forced fumble (9/11). His 14 total tackles on the day tied a career-high (9/11).

2021 - Arizona Cardinals

- Named a team captain for the second consecutive season and started every game for the third consecutive season.
- One of only two players in the NFL (MIN's Eric Kendricks) to record 100+ tackles and 4.0+ sacks on the season.
- Recipient of the Steve Schoenfeld Media Good Guy Award, which is voted on by the Arizona PFWA chapter.
- Tallied a career-high 4.0 sacks while adding 116 tackles (75 solo), seven tackles for loss, five QB hits, five passes defended, one forced fumble and two fumble recoveries.

2020 - Arizona Cardinals

- Named a team captain for the first time in his career and started all 16 games for the second consecutive season.
- Totaled a team-high 118 tackles, a career-high-tying 11 tackles for loss and one INT.

2019 - Arizona Cardinals

- Started all 16 games for the second time in his career and totaled a career-high 150 tackles, 11 tackles for loss, 1.5 sacks, three INTs,

- two forced fumbles and a fumble recovery.
- Ranked third in the NFL in tackles and tied for the league lead with a franchise-record nine games with 10+ tackles.
- Played all 1,132 of the Cardinals defensive snaps, which led all NFL defenders.

2018 - Philadelphia Eagles

- Started 12 games and appeared in both postseason contests (one start).
- Recorded 89 tackles, a career-high 3.0 sacks, six QB hits, five tackles for loss, five passes defended and a fumble recovery in the regular season.
- Had a team-high seven tackles, a career-high 1.5 sacks, a tackle for loss, two QB hits and a pass defended vs. Atl (9/6).

2017 - Philadelphia Eagles

- Started the first seven games and had 28 tackles and a fumble recovery before an Achilles injury ended his season.

2016 - Philadelphia Eagles

- Started all 16 games in his second NFL season and set career highs in tackles (95), INTs (five) and passes defended (11).
- Led all NFL LBs and tied for fifth in the NFL with five INTs; league's only non-DB with at least five INTs and the most by a non-DB for the Eagles since 1974 (Bill Bergey, five).
- Joined Rams Alex Ogletree (11) as the NFL's only ILBs with at least 11 passes defended.
- With six total takeaways in 2016 (five INT, one FR), Hicks became the first NFL LB to record 11+ takeaways in their first 24 career games since Hall of Famer Jack Ham (1971-72)

2015 - Philadelphia Eagles

- Appeared in eight games (five starts) during his rookie campaign, collecting 54 tackles, a sack, two INTs (one returned for a TD), three passes defended, a career-high three fumble recoveries, a forced fumble and a special teams tackle.
- Saw his first career action on defense, totaling seven tackles and dropping Tony Romo for a sack-fumble in the third quarter vs. Dal (9/20).
- Made his first career start and totaled 14 tackles while adding his first career INT and recovered his first career fumble @ NYJ (9/27).

COLLEGE - TEXAS

- A five-year LB who appeared in 45 career games (28 starts), recording 299 tackles (148 solo), 24 tackles for loss, 5.5 sacks, two INTs, seven passes defended and a fumble recovery.
- As a senior in 2014, Hicks started all 13 games at weakside LB and was named a second-team All-American selection by the Walter Camp Football Foundation and the Football Writers Association of America (FWAA).
- Second Team All-Big 12 selection by The Associated Press and the coaches
- Was a First-Team Academic All-Big 12 choice.
- Led the team with a career-high 147 tackles, which tied for seventh on the UT all-time single-season list and was the most since Winfred Tubbs tallied 157 in 1992.

PREP - LAKOTA WEST (OH)

- Attended Lakota West (Cincinnati, Ohio) High School where he was a prep All-American, two-time First-Team All-State, all-county and all-district selection at LB.
- Named the Butkus Award winner as the nation's top LB and Gatorade's Ohio High School Player of the Year as a senior in 2009.
- Also named a USA TODAY, EA Sports and PARADE First-Team All-American selection that year.
- Posted 216 tackles, 8.5 sacks, 36 TFL, three forced fumbles, four INTs, 10 PBUs and a TD over his final three seasons.
- Also lettered in basketball and set district records for most varsity basketball games played (87) and total steals (170).

JORDAN HICKS' NFL REGULAR SEASON DEFENSIVE STATISTICS

DATE	TEAM	GP	GS	TACKLES							INTERCEPTIONS						O. FUMB					ST				MISC							
				TK	S	A	TFL	YDS	SK	YDS	QBH	NO	YDS	LG	TD	PD	FF	FR	TD	YDS	TK	S	A	FF	FR	S	A						
2022	Vikings	17	17	129	86	43	2	2	3.0	11.0	4	1	19	19	0	10	1	0	0	0	0	0	0	0	0	0	0	0	0	0	0	0	0
2021	Cardinals	17	17	116	75	41	7	32	4.0	38.0	5	0	0	0	0	5	1	2	0	0	0	0	0	0	0	0	0	0	0	0	0	0	
2020	Cardinals	16	16	118	78	40	11	25	0.0	0.0	1	1	6	6	0	4	0	0	0	0	0	0	0	0	0	0	0	0	0	0	0	0	
2019	Cardinals	16	16	150	93	57	11	27	1.5	11.5	7	3	64	48	0	6	2	1	0	0	0	0	0	0	0	0	0	0	0	0	0	0	
2018	Eagles	12	12	91	61	30	5	35	3.0	22.0	6	0	0	0	0	5	0	1	0	13	0	0	0	0	0	0	0	0	0	0	0	0	
2017	Eagles	7	7	28	19	9	0	0	0.0	0.0	2	0	0	0	0	0	0	1	0	0	0	0	0	0	0	0	0	0	0	0	0	0	
2016	Eagles	16	16	85	58	27	6	16	1.0	3.0	5	5	41	34	0	11	0	1	0	0	0	0	0	0	0	0	0	0	0	0	0	0	
2015	Eagles	8	5	49	42	7	1	3	1.0	6.0	1	2	67	67t	1	3	1	3	0	11	1	1	0	0	0	0	0	0	0	0	0	0	
NFL TOTALS		109	106	766	512	254	43	140	13.5	91.5	31	12	197	67T	1	44	5	9	0	24	1	1	0	0	0	0	0	0	0	0	0	0	

JORDAN HICKS' NFL POSTSEASON DEFENSIVE STATISTICS

DATE	TEAM	GP	TACKLES							INTERCEPTIONS						O. FUMB				ST				MISC			
			GS	TK	S	A	TFL	YDS	SK	YDS	QBH	NO	YDS	LG	TD	PD	FF	FR	TD	YDS	TK	S	A	FF	FR	S	A
2022	Vikings	1	1	8	6	2	0	0	0.0	0.0	0	0	0	0	0	0	0	0	0	0	0	0	0	0	0	0	0
2021	Cardinals	1	1	8	2	6	0	0	0.0	0.0	0	0	0	0	0	0	0	0	0	0	0	0	0	0	0	0	
2018	Eagles	2	1	12	9	3	1	1	0.0	0.0	0	0	0	0	0	0	0	0	0	0	0	0	0	0	0	0	
2017	Eagles	0	0	0	0	0	0	0	0.0	0.0	0	0	0	0	0	0	0	0	0	0	0	0	0	0	0	0	
NFL TOTALS		4	3	28	17	11	1	1	0.0	0.0	0	0	0	0	0	0	0	0	0	0	0	0	0	0	0	0	

SINGLE-GAME HIGHS: DEFENSIVE

Total Tackles	14 vs. DET, Sep 25, 2022 ...2 more at 14.	Tackles For Loss	3 at CAR, Oct 04, 2020 ...1 more at 3.
Solo Tackles	10 at WAS, Nov 06, 2022 ...2 more at 10.	Interceptions	2 vs. DAL, Jan 01, 2017
Sacks	2.0 at CLE, Oct 17, 2021	Interception Return Yards	67 at DAL, Nov 08, 2015
Passes Defensed	2 at WAS, Nov 06, 2022 ...5 more at 2.	Special Teams Tackles	1 at DAL, Nov 08, 2015
Forced Fumbles	2 vs. SEA, Sep 29, 2019	Longest Opp Fumble Return	13 at TB, Sep 16, 2018
Fumble Recoveries	2 at SF, Nov 07, 2021		

SINGLE-GAME HIGHS - POSTSEASON: DEFENSIVE

Total Tackles	9 at NO, Jan 13, 2019	Tackles For Loss	1 at CHI, Jan 06, 2019
Solo Tackles	6 vs. NYG, Jan 15, 2023 ...1 more at 6.		

2022 GAME-BY-GAME REGULAR-SEASON STATISTICS (VIKINGS)

DATE	OPPONENT	P/S	TACKLES							INTERCEPTIONS						O. FUMB				ST				MISC				
			TK	S	A	SK	YDS	TFL	YDS	QBH	NO	YDS	LG	TD	PD	FF	FR	TD	YDS	TK	S	A	FF	FR	S	A	W/L	SCORE
09/11	Packers	S	14	9	5	1.0	11.0	0	0	1	0	0	0	0	0	1	0	0	0	0	0	0	0	0	0	0	W	23-7
09/19	at Eagles	S	3	3	0	0.0	0.0	0	0	0	1	19	19	0	1	0	0	0	0	0	0	0	0	0	0	0	L	7-24
09/25	Lions	S	14	10	4	0.0	0.0	0	0	0	0	0	0	0	1	0	0	0	0	0	0	0	0	0	0	W	28-24	
10/02	at Saints	S	7	4	3	0.0	0.0	0	0	0	0	0	0	0	0	0	0	0	0	0	0	0	0	0	0	W	28-25	
10/09	Bears	S	7	2	5	0.0	0.0	0	0	0	0	0	0	0	1	0	0	0	0	0	0	0	0	0	0	W	29-22	
10/16	at Dolphins	S	11	8	3	1.0	0.0	0	0	2	0	0	0	0	1	0	0	0	0	0	0	0	0	0	0	W	24-16	
10/30	Cardinals	S	6	6	0	0.0	0.0	0	0	0	0	0	0	0	0	0	0	0	0	0	0	0	0	0	0	W	34-26	
11/06	at Commanders	S	12	10	2	0.0	0.0	0	0	0	0	0	0	0	2	0	0	0	0	0	0	0	0	0	0	W	20-17	
11/13	at Bills	S	3	3	0	0.0	0.0	0	0	0	0	0	0	0	1	0	0	0	0	0	0	0	0	0	0	W	33-30+	
11/20	Cowboys	S	7	4	3	0.0	0.0	0	0	0	0	0	0	0	0	0	0	0	0	0	0	0	0	0	0	L	3-40	
11/24	Patriots	S	8	6	2	1.0	0.0	0	0	1	0	0	0	0	0	0	0	0	0	0	0	0	0	0	0	W	33-26	
12/04	Jets	S	6	4	2	0.0	0.0	0	0	0	0	0	0	0	1	0	0	0	0	0	0	0	0	0	0	W	27-22	
12/11	at Lions	S	8	7	1	0.0	0.0	1	2	0	0	0	0	0	1	0	0	0	0	0	0	0	0	0	0	L	23-34	
12/17	Colts	S	7	3	4	0.0	0.0	1	0	0	0	0	0	0	0	0	0	0	0	0	0	0	0	0	0	W	39-36+	
12/24	Giants	S	10	5	5	0.0	0.0	0	0	0	0	0	0	0	1	0	0	0	0	0	0	0	0	0	0	W	27-24	
01/01	at Packers	S	4	1	3	0.0	0.0	0	0	0	0	0	0	0	0	0	0	0	0	0	0	0	0	0	0	L	17-41	
01/08	at Bears	S	2	1	1	0.0	0.0	0	0	0	0	0	0	0	0	0	0	0	0	0	0	0	0	0	0	W	29-13	
2022 TOTALS		17-17	129	86	43	3.0	11.0	2	2	4	1	19	19	0	10	1	0	0	0	0	0	0	0	0	0	0	13-4	

+ - Overtime

2021 GAME-BY-GAME REGULAR-SEASON STATISTICS (CARDINALS)

DATE	OPPONENT	P/S	TACKLES							INTERCEPTIONS					O. FUMB				ST				MISC		W/L	SCORE	
			TK	S	A	SK	YDS	TFL	YDS	QBH	NO	YDS	LG	TD	PD	FF	FR	TD	YDS	TK	S	A	FF	FR			S
09/12	at Titans	S	4	3	1	0.0	0.0	0	0	0	0	0	0	0	0	0	0	0	0	0	0	0	0	0	0	W	38-13
09/19	Vikings	S	6	3	3	0.0	0.0	0	0	0	0	0	0	0	1	0	0	0	0	0	0	0	0	0	0	W	34-33
09/26	at Jaguars	S	12	7	5	1.0	11.0	0	0	1	0	0	0	0	1	1	0	0	0	0	0	0	0	0	0	W	31-19
10/03	at Rams	S	8	6	2	0.0	0.0	0	0	0	0	0	0	0	0	0	0	0	0	0	0	0	0	0	0	W	37-20
10/10	49ers	S	6	4	2	0.0	0.0	0	0	0	0	0	0	0	0	0	0	0	0	0	0	0	0	0	0	W	17-10
10/17	at Browns	S	6	4	2	2.0	16.0	2	16	2	0	0	0	0	0	0	0	0	0	0	0	0	0	0	0	W	37-14
10/24	Texans	S	2	2	0	0.0	0.0	0	0	0	0	0	0	0	0	0	0	0	0	0	0	0	0	0	0	W	31-5
10/28	Packers	S	12	7	5	0.0	0.0	1	2	0	0	0	0	0	0	0	0	0	0	0	0	0	0	0	0	L	21-24
11/07	at 49ers	S	8	5	3	0.0	0.0	1	0	0	0	0	0	0	0	0	2	0	0	0	0	0	0	0	0	W	31-17
11/14	Panthers	S	10	8	2	0.0	0.0	0	0	0	0	0	0	0	1	0	0	0	0	0	0	0	0	0	0	L	10-34
11/21	at Seahawks	S	8	4	4	0.0	0.0	0	0	0	0	0	0	0	1	0	0	0	0	0	0	0	0	0	0	W	23-13
12/05	at Bears	S	12	8	4	1.0	11.0	2	13	1	0	0	0	0	0	0	0	0	0	0	0	0	0	0	0	W	33-22
12/13	Rams	S	7	6	1	0.0	0.0	0	0	0	0	0	0	0	0	0	0	0	0	0	0	0	0	0	0	L	23-30
12/19	at Lions	S	5	3	2	0.0	0.0	0	0	0	0	0	0	0	1	0	0	0	0	0	0	0	0	0	0	L	12-30
12/25	Colts	S	4	2	2	0.0	0.0	1	1	0	0	0	0	0	0	0	0	0	0	0	0	0	0	0	0	L	16-22
01/02	at Cowboys	S	1	1	0	0.0	0.0	0	0	0	0	0	0	0	0	0	0	0	0	0	0	0	0	0	0	W	25-22
01/09	Seahawks	S	5	2	3	0.0	0.0	0	0	1	0	0	0	0	0	0	0	0	0	0	0	0	0	0	0	L	30-38
2021 TOTALS			17-17	116	75	41	4.0	38.0	7	32	5	0	0	0	0	5	1	2	0	0	0	0	0	0	0	11-6	

2020 GAME-BY-GAME REGULAR-SEASON STATISTICS (CARDINALS)

DATE	OPPONENT	P/S	TACKLES							INTERCEPTIONS					O. FUMB				ST				MISC		W/L	SCORE	
			TK	S	A	SK	YDS	TFL	YDS	QBH	NO	YDS	LG	TD	PD	FF	FR	TD	YDS	TK	S	A	FF	FR			S
09/13	at 49ers	S	6	4	2	0.0	0.0	1	6	0	0	0	0	0	0	0	0	0	0	0	0	0	0	0	0	W	24-20
09/20	Football Team	S	10	8	2	0.0	0.0	1	1	0	0	0	0	0	0	0	0	0	0	0	0	0	0	0	0	W	30-15
09/27	Lions	S	5	3	2	0.0	0.0	0	0	0	0	0	0	0	0	0	0	0	0	0	0	0	0	0	0	L	23-26
10/04	at Panthers	S	12	8	4	0.0	0.0	3	9	0	0	0	0	0	0	0	0	0	0	0	0	0	0	0	0	L	21-31
10/11	at Jets	S	9	7	2	0.0	0.0	0	0	0	0	0	0	0	1	0	0	0	0	0	0	0	0	0	0	W	30-10
10/19	at Cowboys	S	10	5	5	0.0	0.0	2	4	0	0	0	0	0	0	0	0	0	0	0	0	0	0	0	0	W	38-10
10/25	Seahawks	S	7	4	3	0.0	0.0	0	0	0	0	0	0	0	0	0	0	0	0	0	0	0	0	0	0	W	37-34+
11/08	Dolphins	S	7	4	3	0.0	0.0	1	2	0	0	0	0	0	0	0	0	0	0	0	0	0	0	0	0	L	31-34
11/15	Bills	S	8	5	3	0.0	0.0	0	0	0	0	0	0	0	0	0	0	0	0	0	0	0	0	0	0	W	32-30
11/19	at Seahawks	S	6	4	2	0.0	0.0	0	0	0	0	0	0	0	0	0	0	0	0	0	0	0	0	0	0	L	21-28
11/29	at Patriots	S	7	6	1	0.0	0.0	0	0	0	0	0	0	0	1	0	0	0	0	0	0	0	0	0	0	L	17-20
12/06	Rams	S	6	5	1	0.0	0.0	1	1	0	0	0	0	0	0	0	0	0	0	0	0	0	0	0	0	L	28-38
12/13	at Giants	S	8	4	4	0.0	0.0	0	0	0	0	0	0	0	0	0	0	0	0	0	0	0	0	0	0	W	26-7
12/20	Eagles	S	6	5	1	0.0	0.0	2	2	1	0	0	0	0	0	0	0	0	0	0	0	0	0	0	0	W	33-26
12/26	49ers	S	6	3	3	0.0	0.0	0	0	0	0	0	0	0	1	0	0	0	0	0	0	0	0	0	0	L	12-20
01/03	at Rams	S	5	3	2	0.0	0.0	0	0	0	1	6	6	0	1	0	0	0	0	0	0	0	0	0	0	L	7-18
2020 TOTALS			16-16	118	78	40	0.0	0.0	11	25	1	1	6	6	0	4	0	0	0	0	0	0	0	0	0	8-8	

+ - Overtime

2019 GAME-BY-GAME REGULAR-SEASON STATISTICS (CARDINALS)

DATE	OPPONENT	P/S	TACKLES							INTERCEPTIONS					O. FUMB				ST				MISC		SCORE			
			TK	S	A	SK	YDS	TFL	YDS	QBH	NO	YDS	LG	TD	PD	FF	FR	TD	YDS	TK	S	A	FF	FR		S	A	W/L
09/08	Lions	S	14	7	7	0.0	0.0	2	3	2	0	0	0	0	0	0	0	0	0	0	0	0	0	0	0	0	T	27-27+
09/15	at Ravens	S	11	8	3	0.0	0.0	0	0	0	0	0	0	0	1	0	0	0	0	0	0	0	0	0	0	L	17-23	
09/22	Panthers	S	11	5	6	0.0	0.0	0	0	0	0	0	0	0	0	0	0	0	0	0	0	0	0	0	0	L	20-38	
09/29	Seahawks	S	12	8	4	0.5	2.5	0	0	1	0	0	0	0	0	2	0	0	0	0	0	0	0	0	0	L	10-27	
10/06	at Bengals	S	6	3	3	0.0	0.0	1	1	1	0	0	0	0	1	0	0	0	0	0	0	0	0	0	0	W	26-23	
10/13	Falcons	S	9	4	5	0.0	0.0	0	0	0	0	0	0	0	0	0	0	0	0	0	0	0	0	0	0	W	34-33	
10/20	at Giants	S	7	4	3	0.0	0.0	0	0	0	1	14	14	0	1	0	0	0	0	0	0	0	0	0	0	W	27-21	
10/27	at Saints	S	10	6	4	0.0	0.0	1	3	0	0	0	0	0	1	0	0	0	0	0	0	0	0	0	0	L	9-31	
10/31	49ers	S	10	7	3	0.0	0.0	1	2	0	0	0	0	0	0	0	0	0	0	0	0	0	0	0	0	L	25-28	
11/10	at Buccaneers	S	9	6	3	0.0	0.0	1	2	0	1	2	2	0	1	0	0	0	0	0	0	0	0	0	0	L	27-30	
11/17	at 49ers	S	12	8	4	1.0	9.0	2	9	2	1	48	48	0	1	0	0	0	0	0	0	0	0	0	0	L	26-36	
12/01	Rams	S	5	3	2	0.0	0.0	0	0	0	0	0	0	0	0	0	0	0	0	0	0	0	0	0	0	L	7-34	
12/08	Steelers	S	5	4	1	0.0	0.0	0	0	0	0	0	0	0	0	0	0	0	0	0	0	0	0	0	0	L	17-23	
12/15	Browns	S	10	9	1	0.0	0.0	1	6	0	0	0	0	0	0	0	0	0	0	0	0	0	0	0	0	W	38-24	
12/22	at Seahawks	S	6	5	1	0.0	0.0	2	1	0	0	0	0	0	0	0	1	0	0	0	0	0	0	0	0	W	27-13	
12/29	at Rams	S	13	6	7	0.0	0.0	0	0	1	0	0	0	0	0	0	0	0	0	0	0	0	0	0	0	L	24-31	
2019 TOTALS		16-16	150	93	57	1.5	11.5	11	27	7	3	64	48	0	6	2	1	0	0	0	0	0	0	0	0	5-10-1		

+ - Overtime

2018 GAME-BY-GAME REGULAR-SEASON STATISTICS (EAGLES)

DATE	OPPONENT	P/S	TACKLES							INTERCEPTIONS					O. FUMB				ST				MISC		SCORE			
			TK	S	A	SK	YDS	TFL	YDS	QBH	NO	YDS	LG	TD	PD	FF	FR	TD	YDS	TK	S	A	FF	FR		S	A	W/L
09/06	Falcons	S	7	5	2	1.5	12.5	1	9	2	0	0	0	0	1	0	0	0	0	0	0	0	0	0	0	0	W	18-12
09/16	at Buccaneers	S	9	6	3	0.0	0.0	0	0	0	0	0	0	0	0	0	1	0	13	0	0	0	0	0	0	L	21-27	
09/23	Colts	S	8	8	0	0.0	0.0	0	0	0	0	0	0	0	2	0	0	0	0	0	0	0	0	0	0	W	20-16	
09/30	at Titans	S	7	6	1	0.0	0.0	1	12	0	0	0	0	0	0	0	0	0	0	0	0	0	0	0	0	L	23-26+	
10/07	Vikings	S	9	7	2	0.0	0.0	1	1	2	0	0	0	0	0	0	0	0	0	0	0	0	0	0	0	L	21-23	
10/11	at Giants	S	10	5	5	0.0	0.0	0	0	0	0	0	0	0	1	0	0	0	0	0	0	0	0	0	0	W	34-13	
10/21	Panthers	S	8	4	4	0.0	0.0	1	7	0	0	0	0	0	0	0	0	0	0	0	0	0	0	0	0	L	17-21	
10/28	at Jaguars	S	13	9	4	1.5	9.5	1	6	2	0	0	0	0	0	0	0	0	0	0	0	0	0	0	0	W	24-18	
11/11	Cowboys	S	7	3	4	0.0	0.0	0	0	0	0	0	0	0	0	0	0	0	0	0	0	0	0	0	0	L	20-27	
11/18	at Saints	S	7	5	2	0.0	0.0	0	0	0	0	0	0	0	0	0	0	0	0	0	0	0	0	0	0	L	7-48	
11/25	Giants		[LEGACY] INJURED/DID NOT PLAY																				W	25-22				
12/03	Redskins		[LEGACY] INJURED/DID NOT PLAY																				W	28-13				
12/09	at Cowboys		[LEGACY] INJURED/DID NOT PLAY																				L	23-29+				
12/16	at Rams		[LEGACY] INJURED/DID NOT PLAY																				W	30-23				
12/23	Texans	S	5	3	2	0.0	0.0	0	0	0	0	0	0	0	1	0	0	0	0	0	0	0	0	0	0	0	W	32-30
12/30	at Redskins	S	1	0	1	0.0	0.0	0	0	0	0	0	0	0	0	0	0	0	0	0	0	0	0	0	0	W	24-0	
2018 TOTALS		12-12	91	61	30	3.0	22.0	5	35	6	0	0	0	0	5	0	1	0	13	0	0	0	0	0	0	9-7		

+ - Overtime

2017 GAME-BY-GAME REGULAR-SEASON STATISTICS (EAGLES)

DATE	OPPONENT	P/S	TACKLES							INTERCEPTIONS					O. FUMB				ST				MISC		W/L	SCORE		
			TK	S	A	SK	YDS	TFL	YDS	QBH	NO	YDS	LG	TD	PD	FF	FR	TD	YDS	TK	S	A	FF	FR			S	A
09/10	at Redskins	S	7	5	2	0.0	0.0	0	0	0	0	0	0	0	0	0	1	0	0	0	0	0	0	0	0	0	W	30-17
09/17	at Chiefs	S	3	1	2	0.0	0.0	0	0	2	0	0	0	0	0	0	0	0	0	0	0	0	0	0	0	L	20-27	
09/24	Giants	S	1	0	1	0.0	0.0	0	0	0	0	0	0	0	0	0	0	0	0	0	0	0	0	0	0	W	27-24	
10/01	at Chargers	S	9	8	1	0.0	0.0	0	0	0	0	0	0	0	0	0	0	0	0	0	0	0	0	0	0	W	26-24	
10/08	Cardinals	S	4	3	1	0.0	0.0	0	0	0	0	0	0	0	0	0	0	0	0	0	0	0	0	0	0	W	34-7	
10/12	at Panthers	S	4	2	2	0.0	0.0	0	0	0	0	0	0	0	0	0	0	0	0	0	0	0	0	0	0	W	28-23	
10/23	Redskins	S	0	0	0	0.0	0.0	0	0	0	0	0	0	0	0	0	0	0	0	0	0	0	0	0	0	W	34-24	
10/29	49ers		[LEGACY] INJURED/DID NOT PLAY																				W	33-10				
11/05	Broncos		INJURED RESERVE																				W	51-23				
11/19	at Cowboys		INJURED RESERVE																				W	37-9				
11/26	Bears		INJURED RESERVE																				W	31-3				
12/03	at Seahawks		INJURED RESERVE																				L	10-24				
12/10	at Rams		INJURED RESERVE																				W	43-35				
12/17	at Giants		INJURED RESERVE																				W	34-29				
12/25	Raiders		INJURED RESERVE																				W	19-10				
12/31	Cowboys		INJURED RESERVE																				L	0-6				
2017 TOTALS		7-7	28	19	9	0.0	0.0	0	0	2	0	0	0	0	0	0	1	0	0	0	0	0	0	0	0	13-3		

2016 GAME-BY-GAME REGULAR-SEASON STATISTICS (EAGLES)

DATE	OPPONENT	P/S	TACKLES							INTERCEPTIONS					O. FUMB				ST				MISC		W/L	SCORE		
			TK	S	A	SK	YDS	TFL	YDS	QBH	NO	YDS	LG	TD	PD	FF	FR	TD	YDS	TK	S	A	FF	FR			S	A
09/11	Browns	S	4	4	0	0.0	0.0	0	0	0	0	0	0	0	1	0	0	0	0	0	0	0	0	0	0	0	W	29-10
09/19	at Bears	S	1	1	0	0.0	0.0	0	0	0	0	0	0	0	0	1	0	0	0	0	0	0	0	0	0	0	W	29-14
09/25	Steelers	S	3	2	1	0.0	0.0	0	0	1	0	0	0	2	0	0	0	0	0	0	0	0	0	0	0	0	W	34-3
10/09	at Lions	S	5	2	3	0.0	0.0	0	0	0	0	0	0	0	0	0	0	0	0	0	0	0	0	0	0	L	23-24	
10/16	at Redskins	S	7	3	4	0.0	0.0	2	0	0	0	0	0	0	0	0	0	0	0	0	0	0	0	0	0	L	20-27	
10/23	Vikings	S	11	8	3	1.0	3.0	3	13	2	0	0	0	2	0	0	0	0	0	0	0	0	0	0	0	W	21-10	
10/30	at Cowboys	S	6	4	2	0.0	0.0	0	0	1	1	0	0	1	0	0	0	0	0	0	0	0	0	0	0	L	23-29+	
11/06	at Giants	S	7	5	2	0.0	0.0	0	0	0	1	3	3	2	0	0	0	0	0	0	0	0	0	0	0	L	23-28	
11/13	Falcons	S	3	2	1	0.0	0.0	0	0	0	0	0	0	0	0	0	0	0	0	0	0	0	0	0	0	W	24-15	
11/20	at Seahawks	S	6	4	2	0.0	0.0	0	0	0	0	0	0	0	0	0	0	0	0	0	0	0	0	0	0	L	15-26	
11/28	Packers	S	9	7	2	0.0	0.0	0	0	1	0	0	0	0	0	0	0	0	0	0	0	0	0	0	0	L	13-27	
12/04	at Bengals	S	3	2	1	0.0	0.0	0	0	0	0	0	0	0	0	0	0	0	0	0	0	0	0	0	0	L	14-32	
12/11	Redskins	S	3	2	1	0.0	0.0	0	0	0	0	0	0	0	0	0	0	0	0	0	0	0	0	0	0	L	22-27	
12/18	at Ravens	S	5	3	2	0.0	0.0	1	3	0	1	34	34	0	1	0	0	0	0	0	0	0	0	0	0	L	26-27	
12/22	Giants	S	7	4	3	0.0	0.0	0	0	0	0	0	0	0	0	0	0	0	0	0	0	0	0	0	0	W	24-19	
01/01	Cowboys	S	5	5	0	0.0	0.0	0	0	0	2	4	2	0	2	0	0	0	0	0	0	0	0	0	0	W	27-13	
2016 TOTALS		16-16	85	58	27	1.0	3.0	6	16	5	5	41	34	0	11	0	1	0	0	0	0	0	0	0	0	7-9		

+ - Overtime

2015 GAME-BY-GAME REGULAR-SEASON STATISTICS (EAGLES)

DATE	OPPONENT	P/S	TACKLES							INTERCEPTIONS					O. FUMB				ST				MISC			SCORE		
			TK	S	A	SK	YDS	TFL	YDS	QBH	NO	YDS	LG	TD	PD	FF	FR	TD	YDS	TK	S	A	FF	FR	S		A	W/L
09/14	at Falcons	P	0	0	0	0.0	0.0	0	0	0	0	0	0	0	0	0	0	0	0	0	0	0	0	0	0	0	L	24-26
09/20	Cowboys	P	7	7	0	1.0	6.0	0	0	1	0	0	0	0	0	1	0	0	0	0	0	0	0	0	0	L	10-20	
09/27	at Jets	S	10	9	1	0.0	0.0	0	0	0	1	0	0	0	1	0	1	0	11	0	0	0	0	0	0	W	24-17	
10/04	at Redskins	P	6	3	3	0.0	0.0	0	0	0	0	0	0	0	0	0	1	0	0	0	0	0	0	0	0	L	20-23	
10/11	Saints	S	4	2	2	0.0	0.0	0	0	0	0	0	0	0	1	0	1	0	0	0	0	0	0	0	0	W	39-17	
10/19	Giants	S	10	10	0	0.0	0.0	1	3	0	0	0	0	0	0	0	0	0	0	0	0	0	0	0	0	W	27-7	
10/25	at Panthers	S	6	6	0	0.0	0.0	0	0	0	0	0	0	0	0	0	0	0	0	0	0	0	0	0	0	L	16-27	
11/08	at Cowboys	S	6	5	1	0.0	0.0	0	0	0	1	67	67	1	1	0	0	0	0	1	1	0	0	0	0	W	33-27+	
2015 TOTALS		8-5	49	42	7	1.0	6.0	1	3	1	2	67	67T	1	3	1	3	0	11	1	1	0	0	0	0	4-4		

+ - Overtime

2022 GAME-BY-GAME POSTSEASON STATISTICS (VIKINGS)

DATE	OPPONENT	P/S	TACKLES							INTERCEPTIONS					O. FUMB				ST				MISC			SCORE	
			TK	S	A	SK	YDS	TFL	YDS	QBH	NO	YDS	LG	TD	PD	FF	FR	TD	YDS	TK	S	A	FF	FR	S		A
01/15	Giants	S	8	6	2	0.0	0.0	0	0	0	0	0	0	0	0	0	0	0	0	0	0	0	0	0	0	L	24-31
2022 TOTALS		1-1	8	6	2	0.0	0.0	0	0	0	0	0	0	0	0	0	0	0	0	0	0	0	0	0	0	0-1	

2021 GAME-BY-GAME POSTSEASON STATISTICS (CARDINALS)

DATE	OPPONENT	P/S	TACKLES							INTERCEPTIONS					O. FUMB				ST				MISC			SCORE	
			TK	S	A	SK	YDS	TFL	YDS	QBH	NO	YDS	LG	TD	PD	FF	FR	TD	YDS	TK	S	A	FF	FR	S		A
01/17	at Rams	S	8	2	6	0.0	0.0	0	0	0	0	0	0	0	0	0	0	0	0	0	0	0	0	0	0	L	11-34
2021 TOTALS		1-1	8	2	6	0.0	0.0	0	0	0	0	0	0	0	0	0	0	0	0	0	0	0	0	0	0	0-1	

2018 GAME-BY-GAME POSTSEASON STATISTICS (EAGLES)

DATE	OPPONENT	P/S	TACKLES							INTERCEPTIONS					O. FUMB				ST				MISC			SCORE	
			TK	S	A	SK	YDS	TFL	YDS	QBH	NO	YDS	LG	TD	PD	FF	FR	TD	YDS	TK	S	A	FF	FR	S		A
01/06	at Bears	S	3	3	0	0.0	0.0	1	1	0	0	0	0	0	0	0	0	0	0	0	0	0	0	0	0	W	16-15
01/13	at Saints	P	9	6	3	0.0	0.0	0	0	0	0	0	0	0	0	0	0	0	0	0	0	0	0	0	0	L	14-20
2018 TOTALS		2-1	12	9	3	0.0	0.0	1	1	0	0	0	0	0	0	0	0	0	0	0	0	0	0	0	0	1-1	



THOMAS HOCKENSON



87

TIGHT END

Ht: 6-5

DOB: 7-3-97

Vikings Season: 2

Acquired: T (DET) '22

Wt: 248

College: Iowa

NFL Season: 5

2022 GP/GS

17/14

CAREER GP/GS

57/49

PLAYOFF GP/GS

1/1

KEY TRANSACTIONS

- Drafted eighth overall in the 2019 NFL Draft by the Detroit Lions.
- Placed on Reserve/COVID-19 on 7/29/20.
- Detroit Lions exercise fifth-year option on rookie contract on 4/26/22.
- Acquired via trade by Minnesota Vikings with Detroit Lions on 11/1/22.

OFF THE FIELD

- Open major at Iowa.
- Son of Teri and Tod Hockenson.
- High school coach was Curt Smyser.

HONORS

- Pro Bowl selection (2020).
- Pro Bowl selection (2023).
- Set an NFL record for the most receiving yards (131) by a tight end in their first career game in Week 1 at Arizona (9/8/19). His 131 receiving yards were the fourth-most by a tight end in Lions history and the most by a tight end since 1974.
- Ranked second among NFL tight ends by producing four games with eight-or-more receptions in 2021, establishing a new team record at the position.
- Had 60-or-more receptions in the 2020 and 2021 seasons, tying for the most 60-reception seasons by a tight end in Lions team history.

CAREER NOTES

2022 - Detroit Lions/Minnesota Vikings

- Started his first playoff game and tallied 10 catches for 129 yards, setting the team record for most receptions by a tight end in a single postseason game. His 129 receiving yards the second-most by a tight end in a playoff game in franchise history (1/15/23).
- Recorded seven receptions for 59 yards in Week 17. Since joining the Vikings prior to Week 9, his 59 receptions are the eighth-most by a tight end in franchise history (1/1/23).
- Caught 13 passes for 109 receiving yards and two receiving touchdowns, marking his second career multi-touchdown game. Now three games with at least 100 yards receiving. His 13 receptions set a new single-game franchise record for most catches by a TE and it is also the most catches in a game by a TE this season (12/24).
- Converted on a 2-point conversation for the second time in his career and first as a Viking to tie the game and force OT against the Colts (12/17).
- Caught his first touchdown pass as a Viking, also the 16th of his career. His 26 catches since joining the club is the most by a Vikings tight end through their first four games with a club in NFL history (11/24).
- Notched a team record for most pass receptions by a TE in first season after three games played with 21.
- Set a franchise record for most receptions (16) by a tight end after his first two games played (11/13).
- Made his Vikings debut at Washington and caught nine passes for 70 yards, including a 19-yard reception, the longest by a Vikings tight end this season. His 70 receiving yards are also the most in a single game by a Vikings tight end this season (11/6).
- Became the second tight end in Detroit history to produce 80-or-more receiving yards in consecutive home games (10/23/22-10/30/22) and the first to do so since TE David Hill in 1981.
- Tallied 26 receptions for 395 yards (15.2 avg.) through the first seven games of 2022. His 395 receiving yards is the most by a tight end in Lions history through the first seven games of a season.
- Produced his seventh-career game with 80-or-more receiving yards, trailing only TE Charlie Sanders (eight) for the most by a tight end in Lions team history (10/30).
- Produced his second reception of 50-or-more yards on the season and the third 50-yard grab of his career in Week 8 against the Miami Dolphins (10/30).
- Set a Lions' franchise record for most receiving yards in a game by a tight end (179) against the Seahawks (10/2).

- Became the first tight end in NFL history to record a game of at least 175 receiving yards, two touchdowns and a two-point conversion (10/2). He is only the third player in NFL history to produce a game with such a stat-line (Roddy White, 2010; Isaac Bruce, 1995).
- Tallied his first multi-touchdown game in Week 4 against the Seattle Seahawks. Hockenson produced his 15th-career touchdown reception, tying Charlie Sanders for the most touchdown receptions a Lions tight end has had through four-career seasons (10/2).
- Produced his first touchdown of the season and 13th of his career. His 13 receiving touchdowns are the fourth-most a Lions tight end has produced through his first four NFL seasons (9/25).

2021 - Detroit Lions

- Finished his third NFL season in 2021. Among all-time Lions tight ends through three-career seasons, he has the most touchdowns (12), second-most receptions (160) and third-most receiving yards (1,673).
- Became the first tight end in NFL history to produce at least 50 receiving yards and a touchdown in the first three Week 1 games of a player's career.
- Ranked second among NFL tight ends by producing four games with eight-or-more receptions in 2021, establishing a new team record at the position.

2020 - Detroit Lions

- Became the first Lions tight end to make a Pro Bowl since 1999.
- Among all NFL tight ends in 2020, he ranked third in receiving yards (723), receptions of 10+ yards (33) and receiving first downs (40) while ranking fourth with 67 receptions.
- Set a Lions single-season tight end record by producing eight games with at least 50 receiving yards.
- His 723 receiving yards in 2020 were the second-most single-season yards by a tight end in franchise history while his 67 receptions ranked third.

2019 - Detroit Lions

- Played in 12 games (seven starts) in 2019 and recorded the second-most receptions (32) and receiving yards (367) by a Lions TE in their rookie season.
- Became the first tight end in franchise history to record at least one reception in each of their first 10 career games.
- Set an NFL record for the most receiving yards (131) by a tight end in their first career game in Week 1 at Arizona (9/8/19). His 131 receiving yards were the fourth-most by a tight end in Lions history and the most by a tight end since 1974.

COLLEGE - IOWA

- Ranks 38th in career receiving yards with 1,080 yards on 73 receptions, while scoring nine receiving touchdowns and one rushing touchdown.
- Ranked seventh in the Big Ten in receiving yards per game (58.5), eighth in receiving yards (760) and 11th in yards per catch (15.5).
- Recipient of 2018 John Mackey Award as top tight end in the nation.
- Led team in receiving yards (49-760) and was second in receptions and touchdowns (6) in 2018.
- Academic All-Big Ten (2017) and honorable mention Big Ten Conference All-Freshman team by BTN.com (2017).
- Redshirted in 2016.

PREP - CHARITON (IA)

- Four-year football letterman as tight end and defensive back, helping team reach state playoffs as a senior.
- Holds school records for receiving yards in a game, season, and career. Also holds records for touchdown receptions in a season and career.
- Named elite all-state first team as a senior.
- First-team all-state as a sophomore and junior.
- First- team all-district as sophomore, junior, and senior after earning honorable mention all-district as a freshman.

T.J. HOCKENSON'S NFL REGULAR SEASON RUSHING/RECEIVING STATISTICS

DATE	TEAM	GP	GS	RECEIVING					RUSHING				
				NO.	YDS.	AVG.	LG	TD	NO.	YDS.	AVG.	LG	TD
2022	Vikings	10	7	60	519	8.7	21	3	0	0	0.0	0	0
Went from Detroit to Minnesota .													
2022	Lions	7	7	26	395	15.2	81	3	0	0	0.0	0	0
2022	TOTAL	17	14	86	914	10.6	81	6	0	0	0.0	0	0
2021	Lions	12	12	61	583	9.6	33	4	0	0	0.0	0	0
2020	Lions	16	16	67	723	10.8	51	6	1	0	0.0	0	0
2019	Lions	12	7	32	367	11.5	39	2	0	0	0.0	0	0
NFL TOTALS		57	49	246	2,587	10.5	81	18	1	0	0.0	0	0

T.J. HOCKENSON'S NFL POSTSEASON RUSHING/RECEIVING STATISTICS

DATE	TEAM	RECEIVING							RUSHING				
		GP	GS	NO.	YDS.	AVG.	LG	TD	NO.	YDS.	AVG.	LG	TD
2022	Vikings	1	1	10	129	12.9	28	0	0	0	0.0	0	0
NFL TOTALS		1	1	10	129	12.9	28	0	0	0	0.0	0	0

SINGLE-GAME HIGHS: RUSHING/RECEIVING

Rush Attempts	1 at TEN, Dec 20, 2020	Receiving TDs	2 at MIN, Dec 24, 2022
Receptions	13 at MIN, Dec 24, 2022	All-Purpose Yards	179 vs. SEA, Oct 02, 2022
Receiving Yards	179 vs. SEA, Oct 02, 2022	Most TDs	2 at MIN, Dec 24, 2022
Receiving Average	26.7 vs. MIA, Oct 30, 2022	Miscellaneous Tackles	1 vs. MIN, Dec 05, 2021
Longest Receptions	81 vs. SEA, Oct 02, 2022		...2 more at 1.

SINGLE-GAME HIGHS - POSTSEASON: RECEIVING

Receptions	10 vs. NYG, Jan 15, 2023	Longest Receptions	28 vs. NYG, Jan 15, 2023
Receiving Yards	129 vs. NYG, Jan 15, 2023	All-Purpose Yards	129 vs. NYG, Jan 15, 2023
Receiving Average	12.9 vs. NYG, Jan 15, 2023		

100-YARD RECEIVING GAMES (3): REGULAR SEASON

DATE	TEAM	NO.	YDS.	AVG.	LG	TD
09/08/19	at Cardinals	6	131	21.8	39	1
10/02/22	SEAHAWKS	8	179	22.4	81	2
12/24/22	GIANTS	13	109	8.4	16	2

100-YARD RECEIVING GAMES (1): POSTSEASON

DATE	TEAM	NO.	YDS.	AVG.	LG	TD
01/15/23	GIANTS	10	129	12.9	28	0

2022 GAME-BY-GAME REGULAR-SEASON STATISTICS (LIONS/VIKINGS)

DATE	OPPONENT	P/S	RECEIVING					RUSHING					W/L	SCORE
			NO.	YDS.	AVG.	LG	TD	NO.	YDS.	AVG.	LG	TD		
09/11	Eagles	S	4	38	9.5	16	0	0	0	0.0	0	0	L	35-38
09/18	Commanders	S	3	26	8.7	18	0	0	0	0.0	0	0	W	36-27
09/25	at Vikings	S	3	18	6.0	7	1	0	0	0.0	0	0	L	24-28
10/02	Seahawks	S	8	179	22.4	81	2	0	0	0.0	0	0	L	45-48
10/09	at Patriots	S	1	6	6.0	6	0	0	0	0.0	0	0	L	0-29
10/23	at Cowboys	S	4	48	12.0	16	0	0	0	0.0	0	0	L	6-24
10/30	Dolphins	S	3	80	26.7	58	0	0	0	0.0	0	0	L	27-31
Went from Lions to Vikings .														
11/06	at Commanders	S	9	70	7.8	19	0	0	0	0.0	0	0	W	20-17
11/13	at Bills	S	7	45	6.4	16	0	0	0	0.0	0	0	W	33-30+
11/20	Cowboys	S	5	34	6.8	11	0	0	0	0.0	0	0	L	3-40
11/24	Patriots	S	5	43	8.6	14	1	0	0	0.0	0	0	W	33-26
12/04	Jets	P	4	33	8.3	13	0	0	0	0.0	0	0	W	27-22
12/11	at Lions	S	6	77	12.8	21	0	0	0	0.0	0	0	L	23-34
12/17	Colts	P	3	33	11.0	14	0	0	0	0.0	0	0	W	39-36+
12/24	Giants	S	13	109	8.4	16	2	0	0	0.0	0	0	W	27-24
01/01	at Packers	P	7	59	8.4	13	0	0	0	0.0	0	0	L	17-41
01/08	at Bears	S	1	16	16.0	16	0	0	0	0.0	0	0	W	29-13
2022 TOTALS		17-14	86	914	10.6	81	6	0	0	0.0	0	0	8-9	

+ - Overtime

2021 GAME-BY-GAME REGULAR-SEASON STATISTICS (LIONS)

DATE	OPPONENT	P/S	RECEIVING					RUSHING					W/L/T	SCORE
			NO.	YDS.	AVG.	LG	TD	NO.	YDS.	AVG.	LG	TD		
09/12	49ers	S	8	97	12.1	23	1	0	0	0.0	0	0	L	33-41
09/20	at Packers	S	8	66	8.3	20	1	0	0	0.0	0	0	L	17-35
09/26	Ravens	S	2	10	5.0	5	0	0	0	0.0	0	0	L	17-19
10/03	at Bears	S	4	42	10.5	22	0	0	0	0.0	0	0	L	14-24
10/10	at Vikings	S	2	22	11.0	14	0	0	0	0.0	0	0	L	17-19
10/17	Bengals	S	8	74	9.3	33	0	0	0	0.0	0	0	L	11-34
10/24	at Rams	S	6	48	8.0	21	0	0	0	0.0	0	0	L	19-28
10/31	Eagles	S	10	89	8.9	18	0	0	0	0.0	0	0	L	6-44
11/14	at Steelers	S	0	0	0.0	0	0	0	0	0.0	0	0	T	16-16
11/21	at Browns	S	6	51	8.5	24	0	0	0	0.0	0	0	L	10-13
11/25	Bears	S	3	35	11.7	17t	1	0	0	0.0	0	0	L	14-16
12/05	Vikings	S	4	49	12.3	25	1	0	0	0.0	0	0	W	29-27
12/12	at Broncos												L	10-38
12/19	Cardinals												W	30-12
12/26	at Falcons												L	16-20
01/02	at Seahawks												L	29-51
01/09	Packers												W	37-30
2021 TOTALS		12-12	61	583	9.6	33	4	0	0	0.0	0	0	3-13-1	

2020 GAME-BY-GAME REGULAR-SEASON STATISTICS (LIONS)

DATE	OPPONENT	P/S	RECEIVING					RUSHING					W/L	SCORE
			NO.	YDS.	AVG.	LG	TD	NO.	YDS.	AVG.	LG	TD		
09/13	Bears	S	5	56	11.2	24	1	0	0	0.0	0	0	L	23-27
09/20	at Packers	S	4	62	15.5	29	0	0	0	0.0	0	0	L	21-42
09/27	at Cardinals	S	4	53	13.3	27	0	0	0	0.0	0	0	W	26-23
10/04	Saints	S	2	9	4.5	8	1	0	0	0.0	0	0	L	29-35
10/18	at Jaguars	S	2	17	8.5	16	1	0	0	0.0	0	0	W	34-16
10/25	at Falcons	S	5	59	11.8	16	1	0	0	0.0	0	0	W	23-22
11/01	Colts	S	7	65	9.3	15	0	0	0	0.0	0	0	L	21-41
11/08	at Vikings	S	5	39	7.8	11	1	0	0	0.0	0	0	L	20-34
11/15	Football Team	S	2	13	6.5	8	0	0	0	0.0	0	0	W	30-27
11/22	at Panthers	S	4	68	17.0	35	0	0	0	0.0	0	0	L	0-20
11/26	Texans	S	5	89	17.8	51	0	0	0	0.0	0	0	L	25-41
12/06	at Bears	S	7	84	12.0	24	0	0	0	0.0	0	0	W	34-30
12/13	Packers	S	6	43	7.2	16	1	0	0	0.0	0	0	L	24-31
12/20	at Titans	S	2	18	9.0	11	0	1	0	0.0	0	0	L	25-46
12/26	Buccaneers	S	4	23	5.8	7	0	0	0	0.0	0	0	L	7-47
01/03	Vikings	S	3	25	8.3	15	0	0	0	0.0	0	0	L	35-37
2020 TOTALS		16-16	67	723	10.8	51	6	1	0	0.0	0	0	5-11	

2019 GAME-BY-GAME REGULAR-SEASON STATISTICS (LIONS)

DATE	OPPONENT	P/S	RECEIVING					RUSHING					W/L/		SCORE
			NO.	YDS.	AVG.	LG	TD	NO.	YDS.	AVG.	LG	TD	T		
09/08	at Cardinals	S	6	131	21.8	39	1	0	0	0.0	0	0	T		27-27+
09/15	Chargers	S	1	7	7.0	7	0	0	0	0.0	0	0	W		13-10
09/22	at Eagles	P	1	1	1.0	1	0	0	0	0.0	0	0	W		27-24
09/29	Chiefs	S	3	27	9.0	13	1	0	0	0.0	0	0	L		30-34
10/14	at Packers	S	4	21	5.3	7	0	0	0	0.0	0	0	L		22-23
10/20	Vikings	S	3	32	10.7	14	0	0	0	0.0	0	0	L		30-42
10/27	Giants	P	1	21	21.0	21	0	0	0	0.0	0	0	W		31-26
11/03	at Raiders	P	3	56	18.7	23	0	0	0	0.0	0	0	L		24-31
11/10	at Bears	S	3	47	15.7	19	0	0	0	0.0	0	0	L		13-20
11/17	Cowboys	P	1	6	6.0	6	0	0	0	0.0	0	0	L		27-35
11/24	at Redskins	P	0	0	0.0	0	0	0	0	0.0	0	0	L		16-19
11/28	Bears	S	6	18	3.0	9	0	0	0	0.0	0	0	L		20-24
12/08	at Vikings												L		7-20
12/15	Buccaneers												L		17-38
12/22	at Broncos												L		17-27
12/29	Packers												L		20-23
2019 TOTALS		12-7	32	367	11.5	39	2	0	0	0.0	0	0	3-12-1		

+ - Overtime

2022 GAME-BY-GAME POSTSEASON STATISTICS (VIKINGS)

DATE	OPPONENT	P/S	RECEIVING					RUSHING					W/L	SCORE
			NO.	YDS.	AVG.	LG	TD	NO.	YDS.	AVG.	LG	TD		
01/15	Giants	S	10	129	12.9	28	0	0	0	0.0	0	0	L	24-31
2022 TOTALS		1-1	10	129	12.9	28	0	0	0	0.0	0	0	0-1	



WILSON HUBER



57

LINEBACKER

Ht: 6-4

DOB: 7-4-98

Vikings Season: Rookie

Acquired: UDFA '23

Wt: 241

College: Cincinnati

NFL Season: Rookie

2022 GP/GS

0/0

CAREER GP/GS

0/0

PLAYOFF GP/GS

0/0

KEY TRANSACTIONS

- Joined the Vikings as an undrafted free agent in 2023.

OFF THE FIELD

- Born and raised in Indianapolis, Ind.
- Received both a bachelor's degree and master's degrees in finance, while earning his real estate license.

COLLEGE - CINCINNATI

- Team captain who started all 13 games at linebacker in 2022. Recorded a career-high 54 tackles (21 solo) with 6.5 tackles for loss and one sack in his first season as a starter. Led the nation's 17th-best red zone defense.
- Appeared in all 14 games as a reserve linebacker and special teams ace, registering 15 tackles (nine solo) with four TFLs and three sacks.
- Played in eight games during the 2020 season. Totaled five tackles and a sack.
- Played in all 13 games in 2018, mostly on special teams but also saw time at tight end. Totaled three tackles, all coming on kickoff.
- One of the most versatile players on the squad, playing in all 14 games and saw time on offense, defense and special teams. Tied for the lead on Cincinnati's special teams units with seven stops, five on kickoff and two on punt coverage.

HONORS

- Second Team Academic All-American (2022)
- Two-Time Academic All-District (2021-2022).
- AAC All-Academic Team (2019)

HIGH SCHOOL - FRANKLIN CENTRAL

- Tabbed as a three-star recruit by 247Sports and Scout.
- Caught 78 passes for 996 yards and 11 touchdowns and recorded 50 tackles, including 11.5 for a loss, and eight sacks during his prep career.
- 247Sports rated him as a top-20 player in the state of Indiana and one of the top-80 tight ends in the nation.
- Was an all-state and all-county selection in 2016.



DANIELLE HUNTER

(duh-KNEEL)



Ht: 6-5

Wt: 263

DOB: 10-29-94

College: LSU

Vikings Season: 9

NFL Season: 9

OUTSIDE LINEBACKER **Acquired:** D3 '15



2022 GP/GS

17/17

CAREER GP/GS

102/73

PLAYOFF GP/GS

6/5

KEY TRANSACTIONS

- Drafted by the Minnesota Vikings third round (No. 88 overall) in the 2015 NFL Draft 5/2/15.
- Signed to a five-year contract extension with the Minnesota Vikings on 6/27/18.
- Placed on IR by Minnesota on 9/9/20.
- Placed on IR by the Minnesota Vikings on 11/2/21.

OFF THE FIELD

- Name is pronounced Duh-neal.
- Majored in sports administration at LSU.
- Son of Kimari Bonito and Ckeikh Ndiaye. His uncle is a Marine.
- Spent the first seven years of his life in Jamaica before moving to the United States when he was 8 years old.
- Has frequented community service events since arriving in Minnesota and is supportive of the Boys & Girls Clubs.
- Visited Iceland during the 2017 offseason with Kyle Rudolph and Linval Joseph as a part of the team's Viking Heritage trip.
- Enjoys flying his Inspire 1 drone.
- During 2016 NFL Draft, he announced the Vikings fourth-round pick during a community event at Mall of America.
- Enjoys motor sports and is a car and motor parts enthusiast.
- Visited the United Kingdom with K.J. Osborn in summer 2022 ahead of the Vikings International game vs. New Orleans.

HONORS

- PFWA All-Rookie Team (2015)
- PFWA All-Pro (2x - 2018, 2019)
- PFWA All-NFC (2x - 2018, 2019)
- PFWA All-NFL (2018)
- Pro Bowl Selection (3x - 2018, 2019, 2023)
- Associated Press Second-Team (2018)
- Sporting News All-Pro (2018)
- NFC Defensive Player of the Week (2x - vs. Detroit (11/24/18, vs. Detroit (12/8/19))

CAREER NOTES

2022 - Minnesota Vikings

- Sacked QB Daniel Jones for a loss of five yards, marking 4.5 sacks in his postseason career, tied with Everson Griffen for the fourth-most postseason sacks in franchise history (1/15/23).
- Played in his 100th career game, and registered 2.0 sacks and forced his seventh career fumble. Has tallied eight QB hits in the last two games, the most in the NFL in that span (12/24).
- Registered his eighth sack of the season, marking the fourth-most he's had in a single-season in his career (12/17).
- Took down QB Mac Jones for a loss of nine yards (11/24).
- Notched his second-straight game with at least 1.0 sack. Also added two solo tackles and one QB hit (11/13).
- Tallied seven total tackles (four solo), including 2.0 sacks and two tackles for loss. He now has recorded at least 1.0 sack in each of his four matchups at Washington (11/6).
- Recorded his third sack of the season at Miami, upping his regular-season total to 63.5. Also had three QBHs and 2.0 TFLs (10/16).
- Tallied his second sack of the season when he brought down QB Justin Fields for a loss of four yards in the second quarter. Also had six total tackles, including 2.0 tackles for a loss (10/9).
- Notched his first sack and pass defended on the season vs. Green Bay. Also had three total tackles on the day (9/11).

2021 - Minnesota Vikings

- Finished the season with 6.0 sacks after suffering a season-ending pec injury vs. Dallas (10/31).

- Sacked Jared Goff vs. Detroit (10/10) and had four tackles and three QB hits.
- Sacked Baker Mayfield vs. Cleveland (10/3) and totaled seven tackles.
- Recorded 3.0 sacks at Arizona (9/19), only Mario Addison (9/22/19) and Devon Kennard (9/8/19) have also sacked Kyle Murray three times in a single game.
- Played in his first game since the Divisional Round matchup at San Francisco on 1/11/20, starting at Cincinnati (9/12) in Week 1.

2020 - Minnesota Vikings

- Did not appear in any games in 2020 after suffering a season-ending injury prior during training camp.
- Placed on Reserve/Injured list on 9/9/20.

2019 - Minnesota Vikings

- Earned Pro Bowl honors for second straight season.
- Started all 16 games, tied career-high and led Minnesota with 14.5 sacks (tied for fourth in the NFL).
- Tied for ninth in the NFL with 15 TFLs in 2019.
- Tied a career high with nine total tackles at Green Bay (9/15) while notching 1.0 sack and two TFLs in his second consecutive game.
- Led the team with six QBHs and two TFLs while notching his first sack of the season vs. Atlanta (9/8) and made four tackles (three solo).
- Set the NFL record for most sacks (46.0) by a player prior to turning 25 years old with 1.0 sack vs. Philadelphia (10/13).
- Logged the ninth multi-sack game of his career with 2.0 sacks at NY Giants (10/6) and tied for the team lead with seven total tackles.
- Wrapped up 3.0 sacks vs. Detroit (12/8) in his 75th career game appearance, his second career game with 3.0 sacks or more. His first sack of the day made him the youngest NFL player since 1982 to reach 50.0 career sacks, doing so at 25 years and 40 days of age. He earned NFC Defensive Player of the Week for his efforts.
- Finished with five tackles (four solo), a career-high two FFs, one FR and 1.0 sack at LA Chargers (12/15).
- His strip-sack of Philip Rivers was recovered and returned for a TD by Ifeadi Odenigbo.
- Finished with 1.5 sacks in the Wild Card win at New Orleans (1/5/20), including a crucial fourth-quarter strip-sack that stalled a potential scoring drive.
- Made 1.0 sack in the Divisional Round at San Francisco (1/11/20), giving him 2.5 sacks in the 2019 playoff run.

2018 - Minnesota Vikings

- Earned Pro Bowl honors for first time in his career.
- Led the team and set career high with 14.5 sacks in 2018, the fourth-highest sack total in the NFL.
- Became the first Viking to record 14.0+ sacks since Jared Allen notched 22.0 in 2011.
- Started all 16 games for the second consecutive season.
- The first player since J.J. Watt and Khalil Mack in 2015 to record at least 70 tackles, 14.0 sacks and 20 TFLs in a season.
- Had six tackles (four solo), 1.0 sack and 2 QBHs at Green Bay (9/16).
- Extended his sack streak to four straight games by bringing down Jared Goff in the third quarter at LA Rams (9/27). Added six tackles (three solo) and four QBHs.
- Notched his fifth straight game with at least 1.0 sack at Philadelphia (10/7), catching Carson Wentz in the third quarter.
- Had three tackles (one solo), one TFL, a career-high eight QBHs, and 1.0 sack at NY Jets (10/21), his seventh consecutive game with 1.0 sack.
- Turned in the best game of his career vs. Detroit (11/4), totaling 3.5 sacks, four TFL, and nine total tackles (six solo) - all career highs - while adding seven QBHs and a 32-yard FR TD to help seal the victory in the 4th quarter. His 3.5 sacks were key for a defense that set a franchise record with 10 total sacks. Was named the NFC Defensive Player of the Week for his efforts.
- Broke his then-personal season record with 2.0 sacks vs. Miami (12/16), moving his season total to 14.5.

2017 - Minnesota Vikings

- Started all 16 games in his first full season as a starter with 49 tackles and 7.0 sacks for the league's No.1 ranked defense.
- Contributed three tackles (two solo), a FF and five QBHs vs. Cleveland (10/29) at Twickenham Stadium in London, England, as a part of the NFL's International Series.
- Recorded four solo tackles, 1.0 sack, one TFL and five QBHs at Washington (11/12), extending the Vikings streak of games with a sack to 11, dating back to 2016.
- Wrapped up his seventh sack of the season along with four tackles vs. Cincinnati (12/17) to help the Vikings win the NFC North title.
- Made four tackles (three solo) and four QBH at Green Bay (12/23) as the Vikings shut out the Packers at Lambeau for the first time ever.
- Had three tackles, four QBH and one TFL vs. Chicago (12/31) as Vikings secured the No. 1 yards allowed and scoring defense in the NFL.
- Wrapped up four tackles (two solo) and three QBH in the Vikings Divisional Round win vs. New Orleans (1/14/18).
- Totaled six tackles (five solo), two TFL, a sack and a QBH at Philadelphia (1/21/18) in NFC Championship Game.

2016 - Minnesota Vikings

- Totaled 64 tackles (34 solo), 12.5 sacks, 14 TFL, 49 QBHs, 1 FF, 1 FR and 1 PD for the NFL's 3rd-ranked defense (314.9 ypg).
- Led NFL DEs with 12.5 sacks (3rd overall in the league), becoming the youngest player in franchise history to lead the team in sacks.
- Combined with Everson Griffen (8.0) and Brian Robison (7.5) - the NFL's only DE trio with 7+ sacks each - for the 2nd-most sacks by DEs (28.0).
- Became the 2nd player in team history (Jared Allen, 2009) to produce a safety (Week 3) and return a fumble for a TD (Week 1) in the same season.

- Scored his 1st-career TD on a 24-yard fumble recovery at Tennessee (9/11) and paired with LB Eric Kendricks (77-yard INT TD) to mark the 6th time in team history TDs were scored by INT and fumble returns in a single game.
- Had 5 tackles, 1.0 TFL, 1.0 sack and 4 QBHs at Carolina (9/25), dropping Cam Newton in the end zone for the Vikings 1st safety since 12/4/2011 (Jared Allen vs. Denver) and the 1st on the road since 10/5/03 (at Atlanta).
- Matched his then-single-game career high with 2.0 sacks, totaling 7 tackles (4 solo), 2 TFL and 4 QBHs, vs. Dallas (12/1).

2015 - Minnesota Vikings

- Continued to develop throughout his rookie season, playing his best in the final month of the season.
- Was 1 of 7 Vikings rookies to start during the season.
- Ranked 2nd in the NFL for sacks by a rookie with 6.0, trailing only Washington LB Preston Smith.
- Started 1st career game vs. Kansas City (10/18) and had 1st shared sack, teaming with Sharrif Floyd to sack Alex Smith.
- Had season-best 6 tackles and 1.5 sacks vs. Chicago (12/20).
- Had 3-game streak late in the regular season when he had a sack in each contest - at Arizona (12/10), vs. Chicago (12/20) and vs. NY Giants (12/27).
- Played in 1st career playoff game vs. Seattle (1/10/16), notching 4 tackles in Wild Card Playoff loss at the University of Minnesota, the coldest game in team history and the last game played in the Vikings temporary home before moving to U.S. Bank Stadium.

COLLEGE - LSU

- Full-time starter for the Tigers as a sophomore and junior, playing in 38 games with 23 starts and capping his career with 23 consecutive starts.
- Had 4.5 sacks and 21.0 TFLs in his career along with 142 tackles.
- Started all 13 games as a junior.
- Led LSU with 13 tackles for loss and ranked 10th in the SEC
- Scored lone career TD vs. Mississippi State when he picked up a QB Dak Prescott fumble and rumbled 25 yards for the score on the 1st play of the 2nd half.
- Notched career-best 12 tackles against Auburn.
- Capped college career with 9 tackles against Notre Dame in Music City Bowl.
- Started 10 of the 13 games he played as a sophomore.
- Earned 1st start in 4th game of sophomore season against Auburn and never let go of the job.
- In 1st career start, had 8 tackles against eventual National Champion runner-up Auburn.
- Played in 12 games as a freshman on special teams.

PREP - MORTON RANCH (TX)

- 4-star recruit at Morton Ranch High in Katy, TX.
- Helped school earn 1st Class 5A state playoff appearance.
- Ranked as the No. 14 DE in the country by Scout as a senior.

DANIELLE HUNTER'S NFL REGULAR SEASON DEFENSIVE STATISTICS

DATE	TEAM	GP	GS	TACKLES							INTERCEPTIONS						O. FUMB				ST				MISC										
				TK	S	A	TFL	YDS	SK	YDS	QBH	NO	YDS	LG	TD	PD	FF	FR	TD	YDS	TK	S	A	FF	FR	S	A								
2022	Vikings	17	17	65	46	19	12	57	10.5	63.0	22	0	0	0	0	3	1	0	0	0	0	0	0	0	0	0	0	0	0	0	0	0	0	0	0
2021	Vikings	7	7	38	23	15	6	40	6.0	40.0	10	0	0	0	0	0	0	0	0	0	0	0	0	0	0	0	0	0	0	0	0	0	0	0	
2020	Vikings	0	0	0	0	0	0	0	0.0	0.0	0	0	0	0	0	0	0	0	0	0	0	0	0	0	0	0	0	0	0	0	0	0	0	0	
2019	Vikings	16	16	70	52	18	15	96	14.5	113.5	22	0	0	0	0	3	1	0	4	0	0	0	0	0	0	0	0	0	0	0	0	0	0	0	
2018	Vikings	16	16	72	51	21	21	116	14.5	91.0	19	0	0	0	0	0	1	1	32	0	0	0	0	0	0	0	0	0	0	0	0	0	0	0	
2017	Vikings	16	16	45	27	18	12	69	7.0	56.0	11	0	0	0	0	2	1	1	0	0	0	0	0	0	0	0	0	0	0	0	0	0	0	0	
2016	Vikings	16	0	54	32	22	11	79	12.5	102.5	19	0	0	0	0	1	1	1	24	2	2	0	0	0	0	0	0	0	0	0	0	0	0	0	0
2015	Vikings	14	1	29	25	4	8	43	6.0	42.5	9	0	0	0	0	1	0	0	0	4	4	0	0	0	0	0	0	0	0	0	0	0	0	0	
NFL TOTALS		102	73	373	256	117	85	500	71.0	508.5	112	0	0	0	0	6	7	4	2	60	6	6	0	0	0	0	0	0	0	0	0	0	0	0	0

DANIELLE HUNTER'S NFL POSTSEASON DEFENSIVE STATISTICS

DATE	TEAM	GP	GS	TACKLES							INTERCEPTIONS						O. FUMB				ST				MISC											
				TK	S	A	TFL	YDS	SK	YDS	QBH	NO	YDS	LG	TD	PD	FF	FR	TD	YDS	TK	S	A	FF	FR	S	A									
2022	Vikings	1	1	4	3	1	1	5	1.0	5.0	2	0	0	0	0	0	0	0	0	0	0	0	0	0	0	0	0	0	0	0	0	0	0	0	0	
2019	Vikings	2	2	10	5	5	1	9	2.5	26.5	5	0	0	0	0	1	1	0	0	0	0	0	0	0	0	0	0	0	0	0	0	0	0	0	0	
2017	Vikings	2	2	9	6	3	2	8	1.0	6.0	2	0	0	0	0	0	0	0	0	0	0	0	0	0	0	0	0	0	0	0	0	0	0	0	0	0
2015	Vikings	1	0	1	1	0	0	0	0.0	0.0	0	0	0	0	0	0	0	0	0	0	0	0	0	0	0	0	0	0	0	0	0	0	0	0	0	
NFL TOTALS		6	5	24	15	9	4	22	4.5	37.5	9	0	0	0	0	1	1	0	0	0	0	0	0	0	0	0	0	0	0	0	0	0	0	0	0	

SINGLE-GAME HIGHS: DEFENSIVE

Total Tackles	9 at GB, Sep 15, 2019 ...1 more at 9.	Fumble Recoveries	1 at LAC, Dec 15, 2019 ...3 more at 1.
Solo Tackles	6 vs. DET, Dec 08, 2019 ...4 more at 6.	Tackles For Loss	3 at ARI, Sep 19, 2021 ...4 more at 3.
Sacks	3.5 vs. DET, Nov 04, 2018	Safeties	1 at CAR, Sep 25, 2016
Passes Defensed	1 vs. NYJ, Dec 04, 2022 ...5 more at 1.	Special Teams Tackles	2 at DEN, Oct 04, 2015
Forced Fumbles	2 at LAC, Dec 15, 2019	Longest Opp Fumble Return	32 vs. DET, Nov 04, 2018

SINGLE-GAME HIGHS - POSTSEASON: DEFENSIVE

Total Tackles	6 at PHI, Jan 21, 2018	Passes Defensed	1 at NO, Jan 05, 2020
Solo Tackles	5 at PHI, Jan 21, 2018	Forced Fumbles	1 at NO, Jan 05, 2020
Sacks	1.5 at NO, Jan 05, 2020	Tackles For Loss	2 at PHI, Jan 21, 2018

2022 GAME-BY-GAME REGULAR-SEASON STATISTICS (VIKINGS)

DATE	OPPONENT	P/S	TACKLES									INTERCEPTIONS					O. FUMB				ST				MISC				W/L	SCORE						
			TK	S	A	SK	YDS	TFL	YDS	QBH	NO	YDS	LG	TD	PD	FF	FR	TD	YDS	TK	S	A	FF	FR	S	A										
09/11	Packers	S	3	2	1	1.0	9.0	1	9	1	0	0	0	0	1	0	0	0	0	0	0	0	0	0	0	0	0	0	0	0	0	0	0	0	W	23-7
09/19	at Eagles	S	5	3	2	0.0	0.0	0	0	0	0	0	0	0	0	0	0	0	0	0	0	0	0	0	0	0	0	0	0	0	0	0	0	L	7-24	
09/25	Lions	S	3	3	0	0.0	0.0	1	2	0	0	0	0	0	0	0	0	0	0	0	0	0	0	0	0	0	0	0	0	0	0	0	0	W	28-24	
10/02	at Saints	S	4	3	1	0.0	0.0	0	0	0	0	0	0	0	0	0	0	0	0	0	0	0	0	0	0	0	0	0	0	0	0	0	0	W	28-25	
10/09	Bears	S	6	5	1	1.0	4.0	2	4	1	0	0	0	0	0	0	0	0	0	0	0	0	0	0	0	0	0	0	0	0	0	0	0	W	29-22	
10/16	at Dolphins	S	6	5	1	1.0	6.0	2	6	3	0	0	0	0	0	0	0	0	0	0	0	0	0	0	0	0	0	0	0	0	0	0	0	W	24-16	
10/30	Cardinals	S	3	2	1	0.0	0.0	1	2	1	0	0	0	0	1	0	0	0	0	0	0	0	0	0	0	0	0	0	0	0	0	0	0	W	34-26	
11/06	at Commanders	S	7	4	3	2.0	15.0	2	15	2	0	0	0	0	0	0	0	0	0	0	0	0	0	0	0	0	0	0	0	0	0	0	0	W	20-17	
11/13	at Bills	S	2	2	0	1.0	6.0	1	6	1	0	0	0	0	0	0	0	0	0	0	0	0	0	0	0	0	0	0	0	0	0	0	0	W	33-30+	
11/20	Cowboys	S	4	3	1	0.0	0.0	0	0	1	0	0	0	0	0	0	0	0	0	0	0	0	0	0	0	0	0	0	0	0	0	0	0	L	3-40	
11/24	Patriots	S	2	2	0	1.0	9.0	1	9	1	0	0	0	0	0	0	0	0	0	0	0	0	0	0	0	0	0	0	0	0	0	0	0	W	33-26	
12/04	Jets	S	3	2	1	0.0	0.0	0	0	1	0	0	0	0	1	0	0	0	0	0	0	0	0	0	0	0	0	0	0	0	0	0	0	W	27-22	
12/11	at Lions	S	2	2	0	0.0	0.0	0	0	0	0	0	0	0	0	0	0	0	0	0	0	0	0	0	0	0	0	0	0	0	0	0	0	L	23-34	
12/17	Colts	S	5	2	3	1.5	4.0	1	4	4	0	0	0	0	0	0	0	0	0	0	0	0	0	0	0	0	0	0	0	0	0	0	0	W	39-36+	
12/24	Giants	S	7	5	2	2.0	10.0	0	0	4	0	0	0	0	0	1	0	0	0	0	0	0	0	0	0	0	0	0	0	0	0	0	0	W	27-24	
01/01	at Packers	S	1	1	0	0.0	0.0	0	0	2	0	0	0	0	0	0	0	0	0	0	0	0	0	0	0	0	0	0	0	0	0	0	L	17-41		
01/08	at Bears	S	2	0	2	0.0	0.0	0	0	0	0	0	0	0	0	0	0	0	0	0	0	0	0	0	0	0	0	0	0	0	0	0	0	W	29-13	
2022 TOTALS			17-17	65	46	19	10.5	63.0	12	57	22	0	0	0	3	1	0	0	0	0	0	0	0	0	0	0	0	0	0	0	0	0	13-4			

+ - Overtime

2021 GAME-BY-GAME REGULAR-SEASON STATISTICS (VIKINGS)

DATE	OPPONENT	P/S	TACKLES							INTERCEPTIONS					O. FUMB				ST				MISC		W/L	SCORE	
			TK	S	A	SK	YDS	TFL	YDS	QBH	NO	YDS	LG	TD	PD	FF	FR	TD	YDS	TK	S	A	FF	FR			S
09/12	at Bengals	S	6	3	3	1.0	8.0	1	8	1	0	0	0	0	0	0	0	0	0	0	0	0	0	0	0	L	24-27+
09/19	at Cardinals	S	7	5	2	3.0	29.0	3	29	3	0	0	0	0	0	0	0	0	0	0	0	0	0	0	L	33-34	
09/26	Seahawks	S	3	2	1	0.0	0.0	0	0	2	0	0	0	0	0	0	0	0	0	0	0	0	0	0	W	30-17	
10/03	Browns	S	7	5	2	1.0	1.0	1	1	1	0	0	0	0	0	0	0	0	0	0	0	0	0	0	L	7-14	
10/10	Lions	S	4	2	2	1.0	2.0	1	2	3	0	0	0	0	0	0	0	0	0	0	0	0	0	0	W	19-17	
10/17	at Panthers	S	6	3	3	0.0	0.0	0	0	0	0	0	0	0	0	0	0	0	0	0	0	0	0	0	W	34-28+	
10/31	Cowboys	S	5	3	2	0.0	0.0	0	0	0	0	0	0	0	0	0	0	0	0	0	0	0	0	0	L	16-20	
11/07	at Ravens		DID NOT PLAY																				L	31-34+			
11/14	at Chargers		DID NOT PLAY																				W	27-20			
11/21	Packers		INJURED RESERVE																				W	34-31			
11/28	at 49ers		INJURED RESERVE																				L	26-34			
12/05	at Lions		INJURED RESERVE																				L	27-29			
12/09	Steelers		INJURED RESERVE																				W	36-28			
12/20	at Bears		RESERVE/COVID-19																				W	17-9			
12/26	Rams		RESERVE/COVID-19																				L	23-30			
01/02	at Packers		INJURED RESERVE																				L	10-37			
01/09	Bears		INJURED RESERVE																				W	31-17			
2021 TOTALS		7-7	38	23	15	6.0	40.0	6	40	10	0	0	0	0	0	0	0	0	0	0	0	0	0	0	0	8-9	

+ - Overtime

2020 GAME-BY-GAME REGULAR-SEASON STATISTICS (VIKINGS)

DATE	OPPONENT	P/S	TACKLES							INTERCEPTIONS					O. FUMB				ST				MISC		W/L	SCORE
			TK	S	A	SK	YDS	TFL	YDS	QBH	NO	YDS	LG	TD	PD	FF	FR	TD	YDS	TK	S	A	FF	FR		
09/13	Packers		INJURED RESERVE																				L	34-43		
09/20	at Colts		NOT ON ROSTER																				L	11-28		
09/27	Titans		INJURED RESERVE																				L	30-31		
10/04	at Texans		INJURED RESERVE																				W	31-23		
10/11	at Seahawks		INJURED RESERVE																				L	26-27		
10/18	Falcons		INJURED RESERVE																				L	23-40		
11/01	at Packers		NOT ON ROSTER																				W	28-22		
11/08	Lions		NOT ON ROSTER																				W	34-20		
11/16	at Bears		INJURED RESERVE																				W	19-13		
11/22	Cowboys		INJURED RESERVE																				L	28-31		
11/29	Panthers		INJURED RESERVE																				W	28-27		
12/06	Jaguars		INJURED RESERVE																				W	27-24+		
12/13	at Buccaneers		INJURED RESERVE																				L	14-26		
12/20	Bears		INJURED RESERVE																				L	27-33		
12/25	at Saints		INJURED RESERVE																				L	33-52		
01/03	at Lions		INJURED RESERVE																				W	37-35		
2020 TOTALS			0	0	0	0.0	0.0	0	0	0	0	0	0	0	0	0	0	0	0	0	0	0	0	0	0	7-9

+ - Overtime

2019 GAME-BY-GAME REGULAR-SEASON STATISTICS (VIKINGS)

DATE	OPPONENT	P/S	TACKLES									INTERCEPTIONS					O. FUMB				ST					MISC		SCORE
			TK	S	A	SK	YDS	TFL	YDS	QBH	NO	YDS	LG	TD	PD	FF	FR	TD	YDS	TK	S	A	FF	FR	S	A	W/L	
09/08	Falcons	S	4	4	0	1.0	11.0	2	12	1	0	0	0	0	0	0	0	0	0	0	0	0	0	0	0	W	28-12	
09/15	at Packers	S	9	6	3	1.0	10.0	2	12	3	0	0	0	0	0	0	0	0	0	0	0	0	0	0	L	16-21		
09/22	Raiders	S	2	1	1	1.0	5.0	1	5	1	0	0	0	0	0	0	0	0	0	0	0	0	0	0	W	34-14		
09/29	at Bears	S	6	6	0	0.0	0.0	0	0	1	0	0	0	0	0	0	0	0	0	0	0	0	0	0	L	6-16		
10/06	at Giants	S	7	6	1	2.0	19.0	2	19	2	0	0	0	0	0	0	0	0	0	0	0	0	0	0	W	28-10		
10/13	Eagles	S	3	2	1	1.0	5.0	1	5	2	0	0	0	0	0	0	0	0	0	0	0	0	0	0	W	38-20		
10/20	at Lions	S	3	3	0	1.0	7.0	1	7	2	0	0	0	0	0	0	0	0	0	0	0	0	0	0	W	42-30		
10/24	Redskins	S	5	5	0	1.0	7.0	1	2	1	0	0	0	0	0	0	1	0	0	0	0	0	0	0	W	19-9		
11/03	at Chiefs	S	3	2	1	0.5	3.5	0	0	1	0	0	0	0	0	0	0	0	0	0	0	0	0	0	L	23-26		
11/10	at Cowboys	S	2	2	0	0.0	0.0	0	0	0	0	0	0	0	0	0	0	0	0	0	0	0	0	0	W	28-24		
11/17	Broncos	S	3	0	3	0.0	0.0	0	0	2	0	0	0	0	0	0	0	0	0	0	0	0	0	0	W	27-23		
12/02	at Seahawks	S	5	2	3	1.0	1.0	1	1	1	0	0	0	0	0	0	0	0	0	0	0	0	0	0	L	30-37		
12/08	Lions	S	8	6	2	3.0	32.0	3	32	3	0	0	0	0	0	0	0	0	0	0	0	0	0	0	W	20-7		
12/15	at Chargers	S	5	4	1	1.0	12.0	0	0	1	0	0	0	0	0	2	1	0	4	0	0	0	0	0	W	39-10		
12/23	Packers	S	5	3	2	1.0	1.0	1	1	1	0	0	0	0	0	0	0	0	0	0	0	0	0	0	L	10-23		
12/29	Bears	S	0	0	0	0.0	0.0	0	0	0	0	0	0	0	0	0	0	0	0	0	0	0	0	0	L	19-21		
2019 TOTALS		16-16	70	52	18	14.5	113.5	15	96	22	0	0	0	0	0	3	1	0	4	0	0	0	0	0	10-6			

2018 GAME-BY-GAME REGULAR-SEASON STATISTICS (VIKINGS)

DATE	OPPONENT	P/S	TACKLES									INTERCEPTIONS					O. FUMB				ST					MISC		SCORE
			TK	S	A	SK	YDS	TFL	YDS	QBH	NO	YDS	LG	TD	PD	FF	FR	TD	YDS	TK	S	A	FF	FR	S	A	W/L	
09/09	49ers	S	4	4	0	1.0	5.0	2	6	1	0	0	0	0	0	0	0	0	0	0	0	0	0	0	W	24-16		
09/16	at Packers	S	6	5	1	1.0	8.0	1	8	1	0	0	0	0	0	0	0	0	0	0	0	0	0	0	T	29-29		
09/23	Bills	S	5	5	0	1.0	7.0	2	26	1	0	0	0	0	0	0	0	0	0	0	0	0	0	0	L	6-27		
09/27	at Rams	S	6	3	3	1.0	9.0	1	9	1	0	0	0	0	0	0	0	0	0	0	0	0	0	0	L	31-38		
10/07	at Eagles	S	2	2	0	1.0	8.0	1	8	2	0	0	0	0	0	0	0	0	0	0	0	0	0	0	W	23-21		
10/14	Cardinals	S	5	3	2	2.0	16.0	2	16	3	0	0	0	0	0	0	0	0	0	0	0	0	0	0	W	27-17		
10/21	at Jets	S	4	1	3	1.0	4.5	0	0	2	0	0	0	0	0	0	0	0	0	0	0	0	0	0	W	37-17		
10/28	Saints	S	2	1	1	0.0	0.0	1	4	0	0	0	0	0	0	0	0	0	0	0	0	0	0	0	L	20-30		
11/04	Lions	S	9	6	3	3.5	14.5	3	13	4	0	0	0	0	0	0	1	1	32	0	0	0	0	0	W	24-9		
11/18	at Bears	S	5	5	0	0.0	0.0	3	2	0	0	0	0	0	0	0	0	0	0	0	0	0	0	0	L	20-25		
11/25	Packers	S	4	2	2	0.0	0.0	0	0	0	0	0	0	0	0	0	0	0	0	0	0	0	0	0	W	24-17		
12/02	at Patriots	S	6	4	2	0.0	0.0	0	0	0	0	0	0	0	0	0	0	0	0	0	0	0	0	0	L	10-24		
12/10	at Seahawks	S	3	2	1	1.0	5.0	1	5	2	0	0	0	0	0	0	0	0	0	0	0	0	0	0	L	7-21		
12/16	Dolphins	S	5	4	1	2.0	14.0	3	16	2	0	0	0	0	0	0	0	0	0	0	0	0	0	0	W	41-17		
12/23	at Lions	S	2	2	0	0.0	0.0	1	3	0	0	0	0	0	0	0	0	0	0	0	0	0	0	0	W	27-9		
12/30	Bears	S	4	2	2	0.0	0.0	0	0	0	0	0	0	0	0	0	0	0	0	0	0	0	0	0	L	10-24		
2018 TOTALS		16-16	72	51	21	14.5	91.0	21	116	19	0	0	0	0	0	0	1	1	32	0	0	0	0	0	8-7-1			

2017 GAME-BY-GAME REGULAR-SEASON STATISTICS (VIKINGS)

DATE	OPPONENT	P/S	TACKLES								INTERCEPTIONS					O. FUMB				ST				MISC				SCORE	
			TK	S	A	SK	YDS	TFL	YDS	QBH	NO	YDS	LG	TD	PD	FF	FR	TD	YDS	TK	S	A	FF	FR	S	A	W/L		
09/11	Saints	S	1	0	1	0.0	0.0	0	0	1	0	0	0	0	0	0	0	0	0	0	0	0	0	0	0	0	0	W	29-19
09/17	at Steelers	S	4	0	4	0.0	0.0	0	0	1	0	0	0	0	0	0	0	0	0	0	0	0	0	0	0	0	L	9-26	
09/24	Buccaneers	S	3	1	2	0.0	0.0	0	0	0	0	0	0	0	0	0	0	0	0	0	0	0	0	0	0	0	W	34-17	
10/01	Lions	S	5	3	2	2.0	12.0	2	12	2	0	0	0	0	1	0	0	0	0	0	0	0	0	0	0	L	7-14		
10/09	at Bears	S	2	2	0	0.0	0.0	1	2	1	0	0	0	0	1	0	0	0	0	0	0	0	0	0	0	W	20-17		
10/15	Packers	S	2	1	1	0.0	0.0	0	0	0	0	0	0	0	0	0	0	0	0	0	0	0	0	0	0	W	23-10		
10/22	Ravens	S	2	1	1	1.0	8.0	1	8	1	0	0	0	0	0	0	0	0	0	0	0	0	0	0	0	W	24-16		
10/29	at Browns	S	1	1	0	0.0	0.0	0	0	0	0	0	0	0	0	1	0	0	0	0	0	0	0	0	0	W	33-16		
11/12	at Redskins	S	4	4	0	1.0	14.0	1	14	2	0	0	0	0	0	0	0	0	0	0	0	0	0	0	0	W	38-30		
11/19	Rams	S	3	1	2	1.0	9.0	1	9	1	0	0	0	0	0	0	0	0	0	0	0	0	0	0	0	W	24-7		
11/23	at Lions	S	2	2	0	1.0	4.0	2	9	1	0	0	0	0	0	0	1	0	0	0	0	0	0	0	0	W	30-23		
12/03	at Falcons	S	1	0	1	0.0	0.0	0	0	0	0	0	0	0	0	0	0	0	0	0	0	0	0	0	0	W	14-9		
12/10	at Panthers	S	5	4	1	0.0	0.0	2	3	0	0	0	0	0	0	0	0	0	0	0	0	0	0	0	0	L	24-31		
12/17	Bengals	S	3	1	2	1.0	9.0	1	9	1	0	0	0	0	0	0	0	0	0	0	0	0	0	0	0	W	34-7		
12/23	at Packers	S	4	3	1	0.0	0.0	0	0	0	0	0	0	0	0	0	0	0	0	0	0	0	0	0	0	W	16-0		
12/31	Bears	S	3	3	0	0.0	0.0	1	3	0	0	0	0	0	0	0	0	0	0	0	0	0	0	0	0	W	23-10		
2017 TOTALS			16-16	45	27	18	7.0	56.0	12	69	11	0	0	0	0	2	1	1	0	0	0	0	0	0	0	0	13-3		

2016 GAME-BY-GAME REGULAR-SEASON STATISTICS (VIKINGS)

DATE	OPPONENT	P/S	TACKLES								INTERCEPTIONS					O. FUMB				ST				MISC				SCORE
			TK	S	A	SK	YDS	TFL	YDS	QBH	NO	YDS	LG	TD	PD	FF	FR	TD	YDS	TK	S	A	FF	FR	S	A	W/L	
09/11	at Titans	P	3	3	0	1.0	10.0	1	10	1	0	0	0	0	0	0	1	1	24	1	1	0	0	0	0	0	W	25-16
09/18	Packers	P	4	3	1	1.0	13.0	0	0	1	0	0	0	0	0	1	0	0	0	0	0	0	0	0	0	0	W	17-14
09/25	at Panthers	P	5	1	4	1.0	5.0	1	5	1	0	0	0	0	0	0	0	0	0	0	0	0	0	0	0	0	W	22-10
10/03	Giants	P	2	2	0	0.0	0.0	0	0	0	0	0	0	0	0	0	0	0	0	0	0	0	0	0	0	0	W	24-10
10/09	Texans	P	3	1	2	1.0	12.0	1	12	1	0	0	0	0	1	0	0	0	0	0	0	0	0	0	0	0	W	31-13
10/23	at Eagles	P	3	3	0	0.0	0.0	0	0	0	0	0	0	0	0	0	0	0	0	0	0	0	0	0	0	L	10-21	
10/31	at Bears	P	2	1	1	0.0	0.0	1	1	0	0	0	0	0	0	0	0	0	0	0	0	0	0	0	0	L	10-20	
11/06	Lions	P	1	0	1	0.0	0.0	0	0	2	0	0	0	0	0	0	0	0	0	0	0	0	0	0	0	L	16-22+	
11/13	at Redskins	P	3	1	2	1.0	2.0	1	2	2	0	0	0	0	0	0	0	0	0	1	1	0	0	0	0	L	20-26	
11/20	Cardinals	P	2	2	0	2.0	23.0	2	23	3	0	0	0	0	0	0	0	0	0	0	0	0	0	0	0	W	30-24	
11/24	at Lions	P	2	0	2	0.5	5.0	0	0	2	0	0	0	0	0	0	0	0	0	0	0	0	0	0	0	L	13-16	
12/01	Cowboys	P	6	3	3	2.0	9.0	2	9	3	0	0	0	0	0	0	0	0	0	0	0	0	0	0	0	L	15-17	
12/11	at Jaguars	P	6	5	1	1.0	8.0	1	8	1	0	0	0	0	0	0	0	0	0	0	0	0	0	0	0	W	25-16	
12/18	Colts	P	1	1	0	0.0	0.0	0	0	0	0	0	0	0	0	0	0	0	0	0	0	0	0	0	0	L	6-34	
12/24	at Packers	P	6	5	1	1.5	13.5	1	9	2	0	0	0	0	0	0	0	0	0	0	0	0	0	0	0	L	25-38	
01/01	Bears	P	5	1	4	0.5	2.0	0	0	0	0	0	0	0	0	0	0	0	0	0	0	0	0	0	0	W	38-10	
2016 TOTALS			16-0	54	32	22	12.5	102.5	11	79	19	0	0	0	0	1	1	1	24	2	2	0	0	0	0	0	8-8	

+ - Overtime

2015 GAME-BY-GAME REGULAR-SEASON STATISTICS (VIKINGS)

DATE	OPPONENT	P/S	TACKLES							INTERCEPTIONS					O. FUMB				ST				MISC		SCORE						
			TK	S	A	SK	YDS	TFL	YDS	QBH	NO	YDS	LG	TD	PD	FF	FR	TD	YDS	TK	S	A	FF	FR		S	A	W/L			
09/14	at 49ers	P	1	1	0	0.0	0.0	0	0	0	0	0	0	0	0	0	0	0	0	0	0	0	0	0	0	L	3-20				
09/20	Lions									INACTIVE																		W	26-16		
09/27	Chargers									INACTIVE																				W	31-14
10/04	at Broncos	P	0	0	0	0.0	0.0	0	0	1	0	0	0	0	0	0	0	0	0	0	0	0	0	0	0	L	20-23				
10/18	Chiefs	S	4	3	1	0.5	3.5	0	0	1	0	0	0	0	0	1	0	0	0	0	0	0	0	0	0	W	16-10				
10/25	at Lions	P	0	0	0	0.0	0.0	0	0	0	0	0	0	0	0	0	0	0	0	0	0	0	0	0	0	W	28-19				
11/01	at Bears	P	1	1	0	1.0	3.0	1	3	1	0	0	0	0	0	0	0	0	0	0	0	0	0	0	0	W	23-20				
11/08	Rams	P	2	1	1	0.0	0.0	0	0	0	0	0	0	0	0	0	0	0	0	0	0	0	0	0	0	W	21-18+				
11/15	at Raiders	P	2	2	0	1.0	10.0	1	10	1	0	0	0	0	0	0	0	0	0	0	0	0	0	0	0	W	30-14				
11/22	Packers	P	3	3	0	0.0	0.0	1	2	0	0	0	0	0	0	0	0	0	0	0	0	0	0	0	0	L	13-30				
11/29	at Falcons	P	1	1	0	0.0	0.0	1	0	1	0	0	0	0	0	0	0	0	0	0	0	0	0	0	0	W	20-10				
12/06	Seahawks	P	3	3	0	0.0	0.0	1	6	0	0	0	0	0	0	0	0	0	0	0	0	0	0	0	0	L	7-38				
12/10	at Cardinals	P	3	2	1	1.0	7.0	1	7	1	0	0	0	0	0	0	0	0	0	0	0	0	0	0	0	L	20-23				
12/20	Bears	P	6	5	1	1.5	13.0	1	9	2	0	0	0	0	0	0	0	0	0	0	0	0	0	0	0	W	38-17				
12/27	Giants	P	2	2	0	1.0	6.0	1	6	1	0	0	0	0	0	0	0	0	0	0	0	0	0	0	0	W	49-17				
01/03	at Packers	P	1	1	0	0.0	0.0	0	0	0	0	0	0	0	0	0	0	0	0	0	0	0	0	0	0	W	20-13				
2015 TOTALS		14-1	29	25	4	6.0	42.5	8	43	9	0	0	0	0	0	1	0	0	0	4	4	0	0	0	0	0	11-5				

+ - Overtime

2022 GAME-BY-GAME POSTSEASON STATISTICS (VIKINGS)

DATE	OPPONENT	P/S	TACKLES							INTERCEPTIONS					O. FUMB				ST				MISC		SCORE			
			TK	S	A	SK	YDS	TFL	YDS	QBH	NO	YDS	LG	TD	PD	FF	FR	TD	YDS	TK	S	A	FF	FR		S	A	W/L
01/15	Giants	S	4	3	1	1.0	5.0	1	5	2	0	0	0	0	0	0	0	0	0	0	0	0	0	0	0	0	L	24-31
2022 TOTALS		1-1	4	3	1	1.0	5.0	1	5	2	0	0	0	0	0	0	0	0	0	0	0	0	0	0	0	0-1		

2019 GAME-BY-GAME POSTSEASON STATISTICS (VIKINGS)

DATE	OPPONENT	P/S	TACKLES							INTERCEPTIONS					O. FUMB				ST				MISC		SCORE			
			TK	S	A	SK	YDS	TFL	YDS	QBH	NO	YDS	LG	TD	PD	FF	FR	TD	YDS	TK	S	A	FF	FR		S	A	W/L
01/05	at Saints	S	5	2	3	1.5	17.5	0	0	3	0	0	0	0	1	1	0	0	0	0	0	0	0	0	0	0	W	26-20+
01/11	at 49ers	S	5	3	2	1.0	9.0	1	9	2	0	0	0	0	0	0	0	0	0	0	0	0	0	0	0	L	10-27	
2019 TOTALS		2-2	10	5	5	2.5	26.5	1	9	5	0	0	0	0	1	1	0	0	0	0	0	0	0	0	0	1-1		

+ - Overtime

2017 GAME-BY-GAME POSTSEASON STATISTICS (VIKINGS)

DATE	OPPONENT	P/S	TACKLES							INTERCEPTIONS					O. FUMB				ST				MISC		SCORE		
			TK	S	A	SK	YDS	TFL	YDS	QBH	NO	YDS	LG	TD	PD	FF	FR	TD	YDS	TK	S	A	FF	FR		S	A
01/14	Saints	S	3	1	2	0.0	0.0	0	0	1	0	0	0	0	0	0	0	0	0	0	0	0	0	0	0	W	29-24
01/21	at Eagles	S	6	5	1	1.0	6.0	2	8	1	0	0	0	0	0	0	0	0	0	0	0	0	0	0	0	L	7-38
2017 TOTALS		2-2	9	6	3	1.0	6.0	2	8	2	0	0	0	0	0	0	0	0	0	0	0	0	0	0	0	1-1	

2015 GAME-BY-GAME POSTSEASON STATISTICS (VIKINGS)

DATE	OPPONENT	P/S	TACKLES							INTERCEPTIONS					O. FUMB				ST				MISC		SCORE		
			TK	S	A	SK	YDS	TFL	YDS	QBH	NO	YDS	LG	TD	PD	FF	FR	TD	YDS	TK	S	A	FF	FR		S	A
01/10	Seahawks	P	1	1	0	0.0	0.0	0	0	0	0	0	0	0	0	0	0	0	0	0	0	0	0	0	0	L	9-10
2015 TOTALS		1-0	1	1	0	0.0	0.0	0	0	0	0	0	0	0	0	0	0	0	0	0	0	0	0	0	0	0-1	



ED INGRAM



67

GUARD

Ht: 6-3

Wt: 307

DOB: 2-11-99

College: LSU

Vikings Season: 2

NFL Season: 2

Acquired: D2b '22

2022 GP/GS

17/17

CAREER GP/GS

17/17

PLAYOFF GP/GS

1/1

KEY TRANSACTIONS

- Second-round (59th overall) pick out of LSU in the 2022 NFL Draft, becoming the second offensive lineman drafted by the Vikings out of LSU since Godfrey Zaunbrecher (1970, 286th overall).

OFF THE FIELD

- Graduated from LSU in May of 2021 with a degree in sports administration.
- Has one sister and two brothers.
- Played high school football with Jaguars WR Laviska Shenault Jr.
- Loves cars.

CAREER NOTES

2022 - Minnesota Vikings

- Played in 100 percent of the offensive snaps in 2022.
- Helped RB Alexander Mattison tally his first multi-rushing touchdown game (1/8/23).
- Set the franchise record for most games started by a rookie guard (16) at Green Bay (1/1/23).
- Part of an offensive line to help Kirk Cousins throw for three touchdowns and over 25 on the season, marking his eighth-straight season with at least 25 touchdown passes thrown (12/24).
- Helped the offense pass for four touchdowns and rush for one to help the team overcome a 33-point deficit, the largest comeback in NFL history (12/17).
- Part of an offensive line that helped Cousins pass for 427 yards, Jefferson to set the franchise single-game receiving yard high of 223, Cook to tally his 47th rushing TD, and Thielen to catch his 53rd receiving TD (12/11).
- Helped the offense tally two rushing touchdowns and a receiving touchdown (12/4).
- Made his rookie debut, starting at guard against the Packers (9/11), becoming the second rookie guard to start in a season opener, joining Marcus Johnson (9/11/05).
- Part of an offensive unit that helped Jefferson set the NFL record for most receiving yards through a player's first three seasons in NFL history, Thielen to tally his 52nd receiving TD, and Hockenson to catch his first touchdown pass as a Viking (11/24).
- Helped RB Dalvin Cook record his longest rushing touchdown of his career of 81 yards, WR Justin Jefferson to set a new career high of 193 receiving yards, his 20th game of at least 100 yards receiving and the most in a player's first three seasons in NFL history (11/13).
- Part of an offensive line that helped Cousins throw two passing touchdowns (Cook and Jefferson), Thielen to catch his 500th career pass and TE T.J. Hockenson to catch the second-longest pass by a Vikings tight end this season (11/6).
- Helped the offense to tally three rushing touchdowns and two passing touchdowns. Also helped QB Kirk Cousins to become the 31st QB in NFL history to complete 3,000 passes in his career (10/30).
- Part of an offensive line that helped RB Dalvin Cook to tally a 53-yard touchdown run, WR Adam Thielen to tally his 51st career receiving touchdown and TE Irv Smith Jr. to record a touchdown (10/16).
- Helped QB Kirk Cousins notch 17-straight pass completions, WR Justin Jefferson to catch a career-high 12 passes, RB Dalvin Cook to tally two rushing touchdowns and for WR Jalen Reagor to record his first touchdown as a Vikings (10/9).
- Part of an offensive line that helped WR Justin Jefferson tally his 16th 100-yard receiving game and first rushing touchdown (10/2).
- Helped RB Dalvin Cook and RB Alexander Mattison to rush for one touchdown each and WR Adam Thielen to tally his 50th career receiving touchdown (9/25).
- Part of an offensive line that allowed for WR Justin Jefferson to record a career-high 184 receiving yards (9/11).

COLLEGE - LSU

- Appeared in 45 games, making 34 starts, at LSU.
- Was invited to participate in the Reese's Senior Bowl.
- Played and started in 11 games at left guard in 2021, logging 811 offensive snaps. Helped pave the way for 1,000-yard rusher Ty Davis-Price.

- Played in nine games (nine starts) in 2020, as one of LSU's most consistent linemen each week, rarely missing an assignment or allowing a QB pressure.
- Finished 2020 having played on 722 offensive snaps, the third-most among LSU offensive linemen.
- After sitting out all of the 2018 season, played in 12 games (two starts) in 2019 and helped pave the way for 1,000-yard rusher Clyde Edwards-Helaire and Heisman Trophy winner Joe Burrow.
- Saw action in 13 games (12 starts) in 2017, playing every snap in eight games at right guard. Helped pave the way for RB Derrius Guice's 276 yards on the ground against Ole Miss, the fifth 250-yard-plus rushing game in LSU history.

College - Honors

- 2021 Second-Team All-SEC (Coaches).
- Part of LSU line that was named the Joe Moore Award winner as the top unit in the nation (2019).
- Was teammates with WR Justin Jefferson at LSU.
- Four-year starter on the offensive line for LSU, appearing in 45 games (34 starts).
- Made 22 starts at left guard and 12 at right guard.
- Helped the 2019 LSU Tigers defeat the Clemson Tigers 42-25 to capture the first CFP National Championship in program history.

PREP - DESOTO (TX)

- One of the top offensive linemen in Texas.
- Played in the 2017 Under Armour All-America Game in Orlando, Florida.
- Member of the Texas 2016 6A-Division II State Championship team.
- Led DeSoto to a perfect 16-0 record in 2016, helping the school rack up 303 rushing yards and 525 total yards in a 38-29 win over Cibolo Steele in the championship game at AT&T Stadium.
- Rated as a four-star prospect by 247Sports, Rivals and Scout.
- Listed as the No. 11 offensive guard in the country per 247Sports and the No. 3 overall prospect in Texas according to Scout.



LUCKY JACKSON



15

WIDE RECEIVER

Ht: 6-0

Wt: 186

DOB: 7-17-97

College: Western Kentucky

Vikings Season: Rookie **NFL Season:** Rookie

Acquired: FA '23

2022 GP/GS

0/0

CAREER GP/GS

0/0

PLAYOFF GP/GS

0/0

KEY TRANSACTIONS

- Drafted by the D.C. Defenders in the 2022 XFL Draft.

OFF THE FIELD

- Full name is Dontavian Jackson.
- Goes by "Lucky."

CAREER NOTES

- Spent time in the CFL and XFL.

2023 | D.C. DEFENDERS (XFL)

- In 10 games, caught 36 passes for 573 receiving yards and five receiving touchdowns.

COLLEGE - WESTERN KENTUCKY

- Capped his Hilltopper career with one of the best receiving seasons in program history, cementing his name in the WKU record books while leading the team with 94 receptions and 1,133 yards.
- His 94 receptions ranked eighth in FBS and second in all-time WKU program history for a single season.
- With 16 catches at Marshall in 2019, he broke the Hilltoppers' 50-year single-game record dating back to 1969. Then, in the First Responder Bowl against Western Michigan, he broke that mark again with 17 grabs – tying for fifth-most in all-time bowl game history – to earn MVP honors.
- For the 2019 season, only Jackson and East Carolina's Tyler Snead had two games of at least 16 receptions, while the rest of the nation had zero. His 1,133 yards ranked 23rd in FBS and fourth in all-time WKU program history for a single season.
- Jackson had five games of 100-plus yards receiving in 2019, including a career-high 194 against Florida Atlantic, which tied for the fourth-most in a single game in Hilltopper program history. Also added an eight-yard touchdown pass on a trick play against Charlotte.
- For his career, his 209 catches stand second all-time and 2,680 yards are third, while his nine 100-yard receiving games are tied for second.

PREP - LAFAYETTE

- Helped the team to a 9-4 overall record and Courier-Journal All-State First Team and Associated Press All-State Second Team honors as a wide receiver.
- Was also named the District 8 Player of the Year and participated in the Best of the Bluegrass All-Star game.
- During his senior season, tallied 49 receptions for 1,018 yards and 14 touchdowns.
- Was rated the No. 20 prospect in Kentucky by 247Sports and was named to the Lexington Herald-Leader's Class of the Commonwealth team.



THEO JACKSON



25

SAFETY

Ht: 6-1

DOB: 10-2-98

Vikings Season: 2

Acquired: FA '22

Wt: 198

College: Tennessee

NFL Season: 2

2022 GP/GS

11/0

CAREER GP/GS

11/0

PLAYOFF GP/GS

1/0

KEY TRANSACTIONS

- Selected by the Titans in the sixth round (204th overall) of the 2022 NFL Draft.
- Waived on Aug. 30, 2022 and signed to the Titans practice squad on Aug. 31, 2022.
- Elevated to the active roster on Oct. 1, 2022 but was inactive for the game on Oct. 2, 2022.

OFF THE FIELD

- Graduated from Tennessee in December 2021 with a degree in communications.
- Son of Nate and Tanissa Foster.
- Has two older sisters, one older brother and one younger brother.
- Follow Jackson on Twitter @theo_jackson05 and on Instagram @theo.jackson26.
- Born Thedarius S.L. Jackson on Oct. 2, 1998 in Nashville, Tenn.
- A Nashville native, Jackson went to a lot of Titans games when he was growing up. His uncle, S.L. Lampkin, has suite tickets at Nissan Stadium and 'is the biggest Titans fan there is.' Jackson was at his uncle's house when he was drafted by the Titans, and said that 'the whole bottom floor of his (uncle's) house is all Titans blue, red and white - everything. You should see the celebration that's going on right now (upon Jackson being drafted).'
- Enjoys bowling and goes frequently 'because it helps me clear my head.' His high game in bowling is 280.
- His father, Nate, played defensive back at Western Kentucky.
- Jackson's pregame ritual includes walking around on the field and eating one bag of Skittles, his favorite candy.

CAREER NOTES

- The Titans selected Nashville native and Tennessee Volunteer Theo Jackson in the sixth round (204th overall) of the 2022 NFL Draft.
- The 6-foot-1-inch, 198-pounder possesses intelligence and versatility, seeing playing time at STAR, safety, nickel and corner while at Tennessee.

2022 - Tennessee Titans/Minnesota Vikings

- Signed to the team's practice squad after being drafted in the sixth round of the 2022 NFL Draft.
- Signed to Minnesota's active roster ahead of Week 6 at Miami and was inactive (10/16).
- Made his NFL and Vikings debut in Week 8 vs. Arizona, notching one special teams tackle (10/30).
- Tallied his first defensive tackle in Week 18 at Chicago (1/8/23).

COLLEGE - TENNESSEE

- In five seasons at Tennessee (2017-21), Jackson appeared in 56 games with 24 starts and amassed 190 tackles, 1.5 sacks, 12 tackles for loss, 20 quarterback hits, three interceptions with one returned for a touchdown, 20 passes defended, one forced fumble and one fumble recovery.
- As a senior, started 12 games at the STAR position and recorded career-high marks in tackles (78), sacks (1.5), tackles for loss (nine), quarterback hits (12), notched his first career pick-six for 55 yards, and passes defended (12). Earned second-team All-SEC recognition. His 20 passes defended ranked second in the SEC and tied for 14th in the FBS, and his nine tackles for loss tied for the SEC lead among defensive backs.
- Added two punt returns for 14 yards.
- As a junior in 2019, saw action in 12 games with five starts at safety. Posted 53 tackles, one tackle for loss, three quarterback hits, one interception and three passes defended.
- As a Sophomore in 2018, played in 11 games and made one start. Amassed 20 tackles, one tackle for loss, two quarterback hits, two passes defended and one forced fumble.
- As a freshman in 2017, saw action in 11 games as a reserve safety and on special teams. Finished the season with eight tackles.

PREP - OVERTON (TN)

- Attended Overton (Tenn.) High School where he led the team with five interceptions as a senior and helped lead the Bobcats to the second round of the 2016 Class 6A state playoffs.
- Earned region 6A defensive MVP honors as a senior.
- Named to TSWA Class 6A all state team as a senior.

THEO JACKSON'S NFL REGULAR SEASON DEFENSIVE STATISTICS

DATE	TEAM	GP	TACKLES							INTERCEPTIONS						O. FUMB				ST				MISC			
			GS	TK	S	A	TFL	YDS	SK	YDS	QBH	NO	YDS	LG	TD	PD	FF	FR	TD	YDS	TK	S	A	FF	FR	S	A
2022	Vikings	11	0	1	0	1	0	0	0.0	0.0	0	0	0	0	0	0	0	0	0	0	8	4	4	0	1	0	0
Went from Tennessee to Minnesota .																											
2022	Titans	0	0	0	0	0	0	0	0.0	0.0	0	0	0	0	0	0	0	0	0	0	0	0	0	0	0	0	0
2022	TOTAL	11	0	1	0	1	0	0	0.0	0.0	0	0	0	0	0	0	0	0	0	0	8	4	4	0	1	0	0
NFL TOTALS		11	0	1	0	1	0	0	0.0	0.0	0	0	0	0	0	0	0	0	0	0	8	4	4	0	1	0	0



TRISHTON JACKSON

(TRISH-ton)



WIDE RECEIVER

Ht: 6-1

DOB: 3-9-98

Vikings Season: 2

Acquired: PS '21

Wt: 191

College: Syracuse

NFL Season: 2



2022 GP/GS

0/0

CAREER GP/GS

0/0

PLAYOFF GP/GS

0/0

KEY TRANSACTIONS

- Signed as an undrafted free agent by the Los Angeles Rams on 5/17/20.
- Waived by the Los Angeles Rams on 8/31/21.
- Added to the Minnesota Vikings practice squad on 9/2/21.

OFF THE FIELD

- Brother, Obbie, was a defensive back at Western Michigan.
- Cousin, Braylon Edwards, was an All-America receiver at Michigan and played nine seasons in the NFL for the Cleveland Browns (2005-09), New York Jets (2009-10, 2012-13), San Francisco 49ers (2011) and Seattle Seahawks (2012).
- Was a human development and family science major.

CAREER NOTES

2022 - Minnesota Vikings

- Spent the 2022 season on the Vikings practice squad.

2021 - Minnesota Vikings

- Signed to the Vikings practice squad prior to Week 1, but did not get elevated throughout the season.

2020 - Los Angeles Rams

- Declared inactive in the Rams season opener vs. Dallas.

2019 - Syracuse/Michigan State

- Enrolled at Syracuse in January 2018 after playing his freshman and sophomore seasons at Michigan State.
- Sat out the 2018 regular season due to NCAA transfer rules.
- Made his Syracuse debut in the Camping World Bowl versus West Virginia and caught a touchdown.
- In his senior season, he appeared in all 12 games, starting 11 and led the Orange with 66 catches.
- Named to the All-ACC Second Team.
- Ranked No. 6 in the ACC with 1,023 receiving yards.
- Tied for fourth in the ACC and 19th nationally with 11 TD catches.
- Ranked second on the team with 1,026 all-purpose yards.
- As a sophomore at Michigan State (2017), he played in 12 games, starting four and had 12 receptions for 143 yards (11.9 avg.).
- Earned one of MSU's three "Unsung Hero" awards after catching two passes for 67 yards, including a 50-yard TD late in the season against Rutgers.

PREP - WEST BLOOMFIELD (MI)

- Four-year starter for Coach Ron Bellamy at West Bloomfield in 2012-15.
- Saw action at quarterback, wide receiver, cornerback and kick returner as a senior.
- Accounted for 1,810 total yards and 23 touchdowns as a senior, while leading the Lakers to a perfect 9-0 regular season and a 9-1 overall record.
- Rated among the country's top wide receivers by Scout.com (No. 25), 247Sports.com (No. 43) and Rivals.com (No. 56).
- Named to The Associated Press Division 1-2 All-State First Team as a specialist.



JUSTIN JEFFERSON



18

WIDE RECEIVER

Ht: 6-1

DOB: 6-16-99

Vikings Season: 4

Acquired: D1a '20

Wt: 195

College: LSU

NFL Season: 4

2022 GP/GS

17/17

CAREER GP/GS

50/48

PLAYOFF GP/GS

1/1

KEY TRANSACTIONS

- Selected in the first round (22nd overall) of the 2020 NFL Draft out of LSU.

OFF THE FIELD

- Partnered with Northside Achievement Zone to donate 100 backpacks filled with school supplies in a 2021 back-to-school event.
- Donated 10,000 masks to Children's Minnesota-St. Paul Hospital during COVID-19 pandemic.
- Majored in sport administration.
- Qualified for the Punt, Pass and Kick national championship at 9 years old, placing third.
- Brother of former LSU starters – QB Jordan Jefferson (2008-11) and New Orleans Saints DB Rickey Jefferson (2013-16). Jordan is currently coaching at Colorado State.
- Father, John, played college basketball at Nebraska Western and NE Louisiana.

HONORS

- Associated Press* All-Pro Second Team (2x - 2020, 2021).
- AP* First Team All-Pro (2022).
- Pro Football Writers of America* All-Rookie Team (2020).
- PFWA* All-NFC & All-NFC (2022).
- Pro Football Focus* Offensive Rookie of the Year (2020).
- PFF* All-Pro Second Team (2021).
- PFF* First-Team All-Pro (2022).
- Pro Bowl (2021, 2022, 2023).
- NFC Offensive Player of the Month (2x - November, 2021 & November, 2022).
- NFC Offensive Player of the Week (3x - Week 11, 2021, Week 1, 2022, Week 10, 2022).
- Nickelodeon Value Player - Week 1 vs. Green Bay (2022).

CAREER NOTES

- Set the NFL record for most receiving yards in a player's first two seasons in NFL history with 3,016 receiving yards.
- Selected to the Pro Bowl and Second-Team All-Pro (AP, PFF), he was also tabbed to the PFWA All-Rookie Team and was named Offensive Rookie of the Year (PFF).
- Ranks second in NFL history among rookie WRs in the Super Bowl era with 1,400 yards.
- Ranked fourth in the NFL in 2020 with 1,400 receiving yards, and his 23 catches of 20+ yards tied for the NFL high.
- Set the franchise rookie receptions record (88), breaking the previous record of 69 set by Randy Moss in 1998.
- Became the fourth player in NFL history to record seven games with 100+ yards as a rookie, joining Harlon Hill (seven in 1954), Odell Beckham, Jr. (seven in 2014) and Bill Groman (nine in 1960). Randy Moss held previous Vikings rookie record for 100+ games with four.
- Became the fifth rookie in the Super Bowl era to record 1,000 receiving yards in a season and only the sixth rookie to total 1,000+ yards in the opening 12 games of a season.
- Is the second rookie in franchise history to surpass 1,000+ yards, joining Hall of Famer Randy Moss who set the team receiving record for rookies in 1998 with 1,313 yards.
- His seven receiving TDs on the season rank third-most in franchise history by a rookie.
- Set the franchise first-half receiving yard record against Green Bay with 158 yards on the half.
- Became only the seventh player to record an 1,800-yard receiving season with 1,809 yards in 2022 (1/8/23).
- Set the NFL record for most receptions (324) and receiving yards (4,825) in a player's first three seasons in league history.

2022 - Minnesota Vikings

- Caught a 64-yard pass from QB Kirk Cousins, marking the third-longest reception in a Vikings season opener and the longest since Randy Moss had a 66-yard catch in 2000 (9/11).

- Had a career-high 184 yards vs. Green Bay, while also catching nine passing and recording two receiving touchdowns (9/11). Now has 16 career games with 100-plus receiving yards, trailing only Cooper Kupp with 17 (9/11).
- Recorded his fifth-career game with at least 150 receiving yards and a touchdown reception, which is tied with Randy Moss and Victor Cruz for the second-most such games by a player in his first three seasons in NFL history (9/11).
- Tallied his 16th 100-yard receiving game and first rushing touchdown. Had 10 catches for 147 yards receiving, marking his second career game with 10-plus receptions and 100-plus receiving yards (10/2).
- Caught a career-high 12 passes for 154 yards vs. Chicago. Also passed Hall of Fame WR Randy Moss (226) to set the franchise record for most pass receptions in a player's first three seasons in the NFL with 236 (10/9).
- Had seven catches in the first quarter, which tied Rickey Young (7 - 4th quarter) and Cris Carter (7 - 2nd quarter) for the franchise record for most catches in a single quarter and is the most ever in the first quarter (10/9).
- His nine catches in the first half in Week 5 are the most among all players this season in that span and the most receptions in a first half since Chargers WR Keenan Allen had 10 in Week 11 of the 2020 season.
- Also completed his third pass of his career which ranks third in franchise history for most passing completions by a non-QB (10/9).
- Caught six passes for 107 yards, including a 47-yard catch from Cousins, making him tied with Tyreek Hill for the league lead of 11 catches of over 20 yards this season (10/16).
- Passed WRs Jerry Rice (3,575) and Mike Evans (3,578) for sixth-most receiving yards in a player's first three seasons in the NFL with 3,670 coming out of Week 6. Also moved into eighth place for most receptions in a player's first three seasons with 242 (10/16).
- Recorded two catches of 20+ yards, totaling his 63rd catch of 20+ yards since the start of 2020 (10/30).
- Passed Alvin Kamara (243) and moved into eighth for most pass receptions in a player's first three seasons in the NFL with 248 (10/30).
- Notched his 19th game with at least 100 receiving yards, a tie for the most in the NFL since 2020. Also caught his fourth reception of at least 40 yards this season, which is tied with Tyreek Hill, Juju Smith-Schuster and Jaylen Waddle for the second-most in the NFL, only trailing Stefon Diggs who has caught five (11/6).
- Recorded his 20th career game with at least 100 receiving yards and surpassed Odell Beckham Jr. (19) and Pro Football Hall of Famer Randy Moss (19) for the most such games by a player in his first three career seasons in NFL history (11/13).
- Now has seven games with at least 150 receiving yards, surpassing Pro Football Hall of Famer Lance Alworth (6) and Randy Moss (6) for the most games with at least 150 receiving yards by a player in his first three seasons in NFL history (11/13).
- Has 4,076 receiving yards in 42 career games, tying Pro Football Hall of Famer Lance Alworth (42) and Odell Beckham Jr. (42) for the fewest games to reach 4,000 career receiving yards in NFL history (11/13).
- Set the franchise record for most receiving yards (1,093) through first 10 games in a season (11/20).
- Completed the fourth pass of his career to Thielen for an 11-yard gain. Caught his 21st pass of 20+ yards this season, passing Hill for the most in the NFL (11/24).
- Set the NFL record for most receiving yards in a player's first three seasons in NFL history (4,248), passing Beckham Jr. (4,122) and Moss (4,163) (11/24).
- Set the franchise record for most receiving yards in a single game with 223 at Detroit and became one of only six receivers in team history to record at least 200 receiving yards in a game. Caught seven passes in the first half, marking his fifth game where he's had at least six receptions in the first half this season, the most in the NFL. Also passed Jarvis Landry (288) and Beckham Jr. (288) for the third-most receptions in a player's first three seasons with 295 receptions since 2020 (12/11).
- Caught 12 passes for 123 receiving yards and one touchdown and joined Hall of Fame WR Calvin Johnson and WR Antonio Brown as the only players to record at least 1,600 receiving yards in consecutive season.
- His 23rd 100-yard receiving games are the third-most in franchise history (12/17).
- Became the fifth player to record at least 100 receptions (111) in two of his first three seasons. Also set the team record for fewest games needed (47) to reach 300 receptions in a career, which also ranks third in NFL history, behind Odell Beckham Jr. and Michael Thomas who both did so in 45 games (12/17).
- Set the franchise record for single-season receiving yards (1,756) and single-season receptions (123) with 12 catches for 133 receiving yards against the Giants (12/24).
- Became only the seventh player to record an 1,800-yard receiving season with 1,809 yards in 2022 (1/8/23).
- Set the NFL record for most receptions (324) and receiving yards (4,825) in a player's first three seasons in league history.
- Finished the regular season leading the NFL in receptions (128) and receiving yards (1,809), becoming the first Viking to lead the league in both.
- Made his postseason debut against the Giants, catching seven passes for 47 yards (1/15/23).

2021 - Minnesota Vikings

- Started in all 17 games in the league's inaugural 17-game season. He finished the season second in the NFL in receiving yards (1,616), fourth in receptions (108) and tied for sixth in TD receptions (10). In Week 18 against the Bears, he had five receptions for 107 receiving yards and one touchdown (1/9).
- Became the only player in NFL history to post 3,000 (3,016) receiving yards in the first two seasons of a player's career and tied WR Michael Thomas for the most receptions in the first two years of a player's career with 196.
- Caught five of his nine targets, totaling 71 receiving yards, including a 34-yard reception that set up a Dalvin Cook one-yard TD run at Cincinnati (9/12).
- Totaled 65 yards and one touchdown on six receptions at Arizona (9/19).
- Became the fastest Vikings WR to reach 100 receptions, doing so in only 19 games (9/26).
- Recorded 118 receiving yards, tying for second in games with 100 or more receiving yards from 2020-21 with 8 games (9/26).
- Recorded his 10th career receiving touchdown against the Browns (10/3).
- Recorded his ninth career 100-yard receiving game against the Lions (10/10).
- Joined Vikings WR Adam Thielen and Cris Carter as the only three Vikings pass catchers to record at least five receptions in the first five games of a season (10/10).
- Had 124 receiving yards in Week 5 against Detroit, which ranks as his eighth most in his career (10/10).
- Has caught at least five passes in nine straight games, which is third-most among pass catchers in the NFL (10/17).
- Became the second-fastest player to 2,000 career receiving yards (2,032), trailing Odell Beckham, Jr. (11/7).
- Recorded his 10th career 100-yard receiving game, which ranks 10th in franchise history (11/14).
- His 104 receiving yards in the first quarter against Green Bay rank as fourth-best in team history for receiving yards in the first

- quarter (11/21).
- Tallied his 11th career 100-yard receiving game, tying Randy Moss (11 games) and Juju Smith-Schuster (11 games) for second-most all-time for players within their first two seasons in the NFL (11/21).
- Completed his third pass of the season to RB Dalvin Cook, which is tied for the second-most passes thrown by a player other than a quarterback in Vikings history (11/28).
- Eclipsed the 1,000-yard receiving mark on the season. His 1,000 yards receiving in 11 games are tied for the third-fewest in franchise history (11/28).
- Tied Issac Bruce for the most games with over 160 receiving yards in a player's first two years of his career in NFL history with four (12/5).
- Reached a career-high in receptions (11) and receiving yards (182) at Detroit (12/5).
- Passed Hall of Famer Jerry Rice (2,497) for third all-time in receiving yards in a player's first two seasons in NFL history, trailing only Randy Moss (2,726) and Odell Beckham, Jr. (2,755).
- Moved into second place all-time in most 100-yard receiving games (12) within their first two seasons in the league in NFL history (12/5).
- Passed Hall of Famer Randy Moss (2,726) for most receiving yards in a player's first two seasons in NFL history, trailing only Odell Beckham, Jr. (2,755).
- Moved into second all-time in receiving yards after the first 13 games of a season in franchise history with 1,288 (12/9).
- Set the team record for most receiving yards in a five-game stretch with 656 from 11/14/21 - 12/9/21 (12/9).
- Set the NFL record for most receiving yards in a player's first two seasons in NFL history with 2,851, passing Odell Beckham, Jr. (2,755) (12/26).
- Made his 30th career start and reached the 100-reception mark on the season, becoming the fifth WR to achieve this feat in a season in franchise history (1/2).

2020 - Minnesota Vikings

- Appeared in 16 games (14 starts), set Vikings rookie receiving records for yards (1,400), receptions (88) and 100-yard games (7). He broke the 18-year-old, Super Bowl-era rookie record for receiving yards (1,400) and became just the second player in the Super Bowl era to record seven games with 100+ yards as a rookie, joining Odell Beckham Jr. (2014). His 87.5 yards per game also rank second-most by a rookie in the history of the league behind only Beckham Jr. (108.8). He finished the season with seven touchdowns.
- Selected to the Pro Bowl and Second-Team All-Pro (AP, PFF), he was also tabbed to the PFWA All-Rookie Team and named Offensive Rookie of the Year (PFF).
- Caught 20 passes for 26 yards in his NFL debut in the season opener vs. Green Bay (9/13).
- Led Vikings in first career start with 175 yards on seven receptions with a 71-yard TD vs. Tennessee (9/27).
- Posted second 100-yard game in as many weeks, catching four passes for 103 yards to become the sixth Vikings rookie WR to post back-to-back 100-yard games.
- Totaled 166 yards and two touchdowns on nine receptions vs. Atlanta (10/18), earning Pepsi Rookie of the Week honors.
- Paced the Vikings with 135 yards on eight receptions at Chicago (11/16), becoming only the second Vikings rookie in team history to record a 100-yard receiving game on MNF.
- Recorded his second game with two touchdowns as he tallied 70 yards and was one of four receivers with seven-plus catches and 60+ yards in Minnesota's comeback win vs. Carolina (11/29).
- Had nine catches for 121 yards and one TD vs. Jacksonville (12/6) in OT win.
- Became the only rookie with multiple 2-point conversions in 2020 and just the fifth in NFL history after his second 2-point conversion of 2020 at Tampa Bay (12/13). His two 2-point conversions in 2020 tied Moss' rookie team record.
- Broke the Super Bowl-era record and set a franchise record for receiving yards in a season with 1,400 after a nine-reception, 133-yard game in the season finale at Detroit (1/3).

COLLEGE - LSU

- Finished LSU career ranking fifth in receptions (165), sixth in receiving yards (2,415) and third in receiving touchdowns (24).
- Had 100+ yards eight times in 2019 and 10 during his career.
- Led Tigers in receptions in 2019, and tied for the FBS lead with 111 (for 1,540 yards, 13.9 yards per catch) in 15 starts.
- Finished second in the nation to LSU teammate Ja'Marr Chase (20) with 18 receiving touchdowns as a junior.
- Led the SEC in catches, ranked second behind Chase in yards (1,540), touchdowns (18) and yards per game (102.7) in 2019.
- Semifinalist for the 2019 Biletnikoff Award.
- Tabbed 2019 Second-Team All-SEC by The Associated Press.
- Helped LSU to 42-25 win over Clemson in national title game with nine catches for 106 yards at the Superdome in New Orleans.
- Had a career game in LSU's 63-28 win over Oklahoma in the CFP National Semifinal, setting career highs and CFP Semifinal game records for receptions (14), receiving yards (227), receiving yards in a half (186), and receiving touchdowns (four).
- Led LSU with seven receptions for 115 yards and one touchdown in the SEC title game against Georgia, recording a career-long 71-yard catch.
- Became 10th player in school history with more than 2,000 career receiving yards, surpassing the 1,000-yard mark for the season in the 2019 game at Ole Miss with a nine-catch, 112-yard and 2-TD performance.
- It was just the ninth 1,000-yard receiving season in school history.
- Made history as he caught Joe Burrow's 29th TD pass on the season for the most in a season in LSU history on an 18-yard TD in the third quarter at Mississippi State.
- Emerged as LSU's top WR in 2018, leading team in receptions (54), yards (875) and touchdowns (six) through 13 games with 12 starts.

PREP - DESTREHAN

- Rated as a three-star prospect by 247Sports and Scout as a WR at Destrehan High School.
- Recorded 44 receptions for 956 yards and nine touchdowns as a senior.
- Excelled in track and field in high school.

JUSTIN JEFFERSON'S NFL REGULAR SEASON RUSHING/RECEIVING STATISTICS

DATE	TEAM	RECEIVING							RUSHING				
		GP	GS	NO.	YDS.	AVG.	LG	TD	NO.	YDS.	AVG.	LG	TD
2022	Vikings	17	17	128	1,809	14.1	64	8	4	24	6.0	10	1
2021	Vikings	17	17	108	1,616	15.0	56	10	6	14	2.3	11	0
2020	Vikings	16	14	88	1,400	15.9	71t	7	1	2	2.0	2	0
NFL TOTALS		50	48	324	4,825	14.9	71T	25	11	40	3.6	11	1

JUSTIN JEFFERSON'S NFL POSTSEASON RUSHING/RECEIVING STATISTICS

DATE	TEAM	RECEIVING							RUSHING				
		GP	GS	NO.	YDS.	AVG.	LG	TD	NO.	YDS.	AVG.	LG	TD
2022	Vikings	1	1	7	47	6.7	10	0	0	0	0.0	0	0
NFL TOTALS		1	1	7	47	6.7	10	0	0	0	0.0	0	0

SINGLE-GAME HIGHS: RUSHING/RECEIVING

Rush Attempts	2 vs. NYJ, Dec 04, 2022	Receiving Average	28.7 vs. DAL, Nov 22, 2020
Rushing Yards	11 vs. NYJ, Dec 04, 2022 ...1 more at 11.	Longest Receptions	71t vs. TEN, Sep 27, 2020
Longest Runs	11 at BAL, Nov 07, 2021	Receiving TDs	2 vs. GB, Sep 11, 2022 ...3 more at 2.
Rushing TDs	1 at NO, Oct 02, 2022	All-Purpose Yards	223 at DET, Dec 11, 2022
Receptions	12 vs. NYG, Dec 24, 2022 ...2 more at 12.	Most TDs	2 vs. GB, Sep 11, 2022 ...3 more at 2.
Receiving Yards	223 at DET, Dec 11, 2022	Miscellaneous Tackles	1 at GB, Jan 01, 2023 ...2 more at 1.

SINGLE-GAME HIGHS - POSTSEASON: RECEIVING

Receptions	7 vs. NYG, Jan 15, 2023	Longest Receptions	10 vs. NYG, Jan 15, 2023 ...1 more at 10.
Receiving Yards	47 vs. NYG, Jan 15, 2023	All-Purpose Yards	47 vs. NYG, Jan 15, 2023
Receiving Average	6.7 vs. NYG, Jan 15, 2023		

100-YARD RECEIVING GAMES (24): REGULAR SEASON

DATE	TEAM	NO.	YDS.	AVG.	LG	TD
09/27/20	TITANS	7	175	25.0	71t	1
10/04/20	at Texans	4	103	25.8	29	0
10/18/20	FALCONS	9	166	18.4	49t	2
11/16/20	at Bears	8	135	16.9	54	0
12/06/20	JAGUARS	9	121	13.4	40	1
12/20/20	BEARS	8	104	13.0	26	0
01/03/21	at Lions	9	133	14.8	38	0
09/26/21	SEAHAWKS	9	118	13.1	28	1
10/10/21	LIONS	7	124	17.7	37	0
11/14/21	at Chargers	9	143	15.9	27	0
11/21/21	PACKERS	8	169	21.1	56	2
12/05/21	at Lions	11	182	16.5	48	1
12/26/21	RAMS	8	116	14.5	34	0
01/09/22	BEARS	5	107	21.4	45t	1
09/11/22	PACKERS	9	184	20.4	64	2
10/02/22	at Saints	10	147	14.7	41	0
10/09/22	BEARS	12	154	12.8	31	0
10/16/22	at Dolphins	6	107	17.8	47	0
11/06/22	at Commanders	7	115	16.4	47	1
11/13/22	at Bills	10	193	19.3	46	1
11/24/22	PATRIOTS	9	139	15.4	37	1
12/11/22	at Lions	11	223	20.3	47	0
12/17/22	COLTS	12	123	10.3	20	1
12/24/22	GIANTS	12	133	11.1	25	1

2022 GAME-BY-GAME REGULAR-SEASON STATISTICS (VIKINGS)

		RECEIVING						RUSHING							
DATE	OPPONENT	P/S	NO.	YDS.	AVG.	LG	TD	NO.	YDS.	AVG.	LG	TD	W/L	SCORE	
09/11	Packers	S	9	184	20.4	64	2	0	0	0.0	0	0	W	23-7	
09/19	at Eagles	S	6	48	8.0	11	0	0	0	0.0	0	0	L	7-24	
09/25	Lions	S	3	14	4.7	6	0	0	0	0.0	0	0	W	28-24	
10/02	at Saints	S	10	147	14.7	41	0	1	3	3.0	3t	1	W	28-25	
10/09	Bears	S	12	154	12.8	31	0	0	0	0.0	0	0	W	29-22	
10/16	at Dolphins	S	6	107	17.8	47	0	0	0	0.0	0	0	W	24-16	
10/30	Cardinals	S	6	98	16.3	29	0	0	0	0.0	0	0	W	34-26	
11/06	at Commanders	S	7	115	16.4	47	1	1	10	10.0	10	0	W	20-17	
11/13	at Bills	S	10	193	19.3	46	1	0	0	0.0	0	0	W	33-30+	
11/20	Cowboys	S	3	33	11.0	15	0	0	0	0.0	0	0	L	3-40	
11/24	Patriots	S	9	139	15.4	37	1	0	0	0.0	0	0	W	33-26	
12/04	Jets	S	7	45	6.4	10t	1	2	11	5.5	8	0	W	27-22	
12/11	at Lions	S	11	223	20.3	47	0	0	0	0.0	0	0	L	23-34	
12/17	Colts	S	12	123	10.3	20	1	0	0	0.0	0	0	W	39-36+	
12/24	Giants	S	12	133	11.1	25	1	0	0	0.0	0	0	W	27-24	
01/01	at Packers	S	1	15	15.0	15	0	0	0	0.0	0	0	L	17-41	
01/08	at Bears	S	4	38	9.5	23	0	0	0	0.0	0	0	W	29-13	
2022 TOTALS		17-17	128	1,809	14.1	64	8	4	24	6.0	10	1	13-4		

+ - Overtime

2021 GAME-BY-GAME REGULAR-SEASON STATISTICS (VIKINGS)

DATE	OPPONENT	P/S	RECEIVING					RUSHING					W/L	SCORE
			NO.	YDS.	AVG.	LG	TD	NO.	YDS.	AVG.	LG	TD		
09/12	at Bengals	S	5	71	14.2	34	0	0	0	0.0	0	0	L	24-27+
09/19	at Cardinals	S	6	65	10.8	14t	1	0	0	0.0	0	0	L	33-34
09/26	Seahawks	S	9	118	13.1	28	1	0	0	0.0	0	0	W	30-17
10/03	Browns	S	6	84	14.0	31	1	0	0	0.0	0	0	L	7-14
10/10	Lions	S	7	124	17.7	37	0	0	0	0.0	0	0	W	19-17
10/17	at Panthers	S	8	80	10.0	26	0	0	0	0.0	0	0	W	34-28+
10/31	Cowboys	S	2	21	10.5	18	0	0	0	0.0	0	0	L	16-20
11/07	at Ravens	S	3	69	23.0	50t	1	1	11	11.0	11	0	L	31-34+
11/14	at Chargers	S	9	143	15.9	27	0	1	-4	-4.0	-4	0	W	27-20
11/21	Packers	S	8	169	21.1	56	2	1	3	3.0	3	0	W	34-31
11/28	at 49ers	S	4	83	20.8	30	0	0	0	0.0	0	0	L	26-34
12/05	at Lions	S	11	182	16.5	48	1	1	4	4.0	4	0	L	27-29
12/09	Steelers	S	7	79	11.3	22	1	1	-4	-4.0	-4	0	W	36-28
12/20	at Bears	S	4	47	11.8	18	1	0	0	0.0	0	0	W	17-9
12/26	Rams	S	8	116	14.5	34	0	0	0	0.0	0	0	L	23-30
01/02	at Packers	S	6	58	9.7	16	0	0	0	0.0	0	0	L	10-37
01/09	Bears	S	5	107	21.4	45t	1	1	4	4.0	4	0	W	31-17
2021 TOTALS		17-17	108	1,616	15.0	56	10	6	14	2.3	11	0	8-9	

+ - Overtime

2020 GAME-BY-GAME REGULAR-SEASON STATISTICS (VIKINGS)

DATE	OPPONENT	P/S	RECEIVING					RUSHING					W/L	SCORE
			NO.	YDS.	AVG.	LG	TD	NO.	YDS.	AVG.	LG	TD		
09/13	Packers	P	2	26	13.0	17	0	0	0	0.0	0	0	L	34-43
09/20	at Colts	P	3	44	14.7	22	0	0	0	0.0	0	0	L	11-28
09/27	Titans	S	7	175	25.0	71t	1	0	0	0.0	0	0	L	30-31
10/04	at Texans	S	4	103	25.8	29	0	0	0	0.0	0	0	W	31-23
10/11	at Seahawks	S	3	23	7.7	11	0	0	0	0.0	0	0	L	26-27
10/18	Falcons	S	9	166	18.4	49t	2	0	0	0.0	0	0	L	23-40
11/01	at Packers	S	3	26	8.7	12	0	0	0	0.0	0	0	W	28-22
11/08	Lions	S	3	64	21.3	35	0	0	0	0.0	0	0	W	34-20
11/16	at Bears	S	8	135	16.9	54	0	0	0	0.0	0	0	W	19-13
11/22	Cowboys	S	3	86	28.7	39t	1	0	0	0.0	0	0	L	28-31
11/29	Panthers	S	7	70	10.0	18	2	0	0	0.0	0	0	W	28-27
12/06	Jaguars	S	9	121	13.4	40	1	1	2	2.0	2	0	W	27-24+
12/13	at Buccaneers	S	4	39	9.8	17	0	0	0	0.0	0	0	L	14-26
12/20	Bears	S	8	104	13.0	26	0	0	0	0.0	0	0	L	27-33
12/25	at Saints	S	6	85	14.2	25	0	0	0	0.0	0	0	L	33-52
01/03	at Lions	S	9	133	14.8	38	0	0	0	0.0	0	0	W	37-35
2020 TOTALS		16-14	88	1,400	15.9	71T	7	1	2	2.0	2	0	7-9	

+ - Overtime

2022 GAME-BY-GAME POSTSEASON STATISTICS (VIKINGS)

DATE	OPPONENT	P/S	RECEIVING					RUSHING					W/L	SCORE
			NO.	YDS.	AVG.	LG	TD	NO.	YDS.	AVG.	LG	TD		
01/15	Giants	S	7	47	6.7	10	0	0	0	0.0	0	0	L	24-31
2022 TOTALS		1-1	7	47	6.7	10	0	0	0	0.0	0	0	0-1	



CEPHUS JOHNSON III



85

WIDE RECEIVER

Ht: 6-5

Wt: 220

DOB: 9-21-99

College: Southeastern Louisiana

Vikings Season: Rookie **NFL Season:** Rookie

Acquired: UDFA '23

0 GP/GS

0/0

CAREER GP/GS

0/0

PLAYOFF GP/GS

0/0

KEY TRANSACTIONS

- Joined the Vikings as an undrafted free agent in 2023.

OFF THE FIELD

- Born and raised in Mobile, Ala.

COLLEGE - SOUTH ALABAMA/SOUTHEASTERN LOUISIANA

- Split time between backup quarterback and wide receiver, seeing action in 11 games in 2021. Carried the ball 37 times for 259 yards and four touchdowns. Caught five passes for 63 yards and two scores.
- Played in all seven games as a reserve quarterback and wide receiver in 2020 season. Ran the ball 30 times for 142 yards and a touchdown.
- Threw for 900 yards and five touchdowns in eight games as a sophomore at South Alabama. Ran for four scores in 2019. He played in eight games as a redshirt freshman in 2018, throwing three touchdown passes.

HONORS

- Second Team Academic All-American (2022)
- 2x Academic All-District (2021-2022).
- AAC All-Academic Team (2019)

PREP - DAVIDSON

- Earned all-Region and all-State accolades as a senior.
- Threw for school-record 1,849 yards and 22 touchdowns versus just three interceptions during his final high school season, helping the Wildcats to a 9-2 record and state playoff appearance.



PATRICK JONES II



91

Ht: 6-4

Wt: 264

DOB: 9-29-98

College: Pittsburgh

Vikings Season: 3

NFL Season: 3

OUTSIDE LINEBACKER **Acquired:** D3d '21

2022 GP/GS

16/0

CAREER GP/GS

25/0

PLAYOFF GP/GS

1/0

KEY TRANSACTIONS

- Selected in third round (90th overall) of the 2021 NFL Draft, the first of six Panthers drafted, most in the ACC and tied for eighth nationally.

OFF THE FIELD

- Son of Patrick and Angela Jones and has two sisters. Patrick Sr. was a U.S. Navy IT chief and spent most of his life overseas.
- Earned his bachelor's degree in administration of justice and is pursuing a second major in social sciences.
- Born in Yokosuka, Japan. After several relocations to bases in Jacksonville and Naples, Italy, the Jones family moved back to Japan, where they stayed until December 2012.
- During his international travels with his family, he climbed Mount Vesuvius, skied in the German Alps and skated at an Olympic rink in Munich.
- Discovered football in Japan where Jones also played baseball, basketball and wrestled.

CAREER NOTES

- Joined former Vikings DT Jalen Twyman as a 2021 Vikings draft pick. The duo were teammates at Pitt from 2017-20.
- Earned 2020 consensus All-America status and selected First-Team All-America by *Sporting News* and Walter Camp and Second-Team All-America from the AFCA and *The Associated Press*.
- Semifinalist for the Bednarik Award and Lott Impact Trophy, awarded to the national defensive player of the year.
- Led the ACC and was fifth in the nation in sacks to finish his career with 22.0, 12th all-time at Pitt.
- Voted a Pitt captain by his teammates his final season in 2020.

2022 - Minnesota Vikings

- Made his postseason debut and tallied one total tackle (1/15/23).
- Registered his fourth sack of 2022 after bringing down QB Nathan Peterman for a loss of six yards against Chicago in Week 18 (1/8/23).
- Tallied his third sack of his career and added four total tackles (three solo) and one QB hit (12/4). Inactive for Week 15.
- Registered a career-high four total tackles (two solo) vs. Dallas (11/20).
- Tallied his first and second career sack for a loss of 11 total yards at Miami. Also had three total tackles (10/16).
- Recorded his first tackle, a tackle for a loss, at Philadelphia (9/20).

2021 - Minnesota Vikings

- Appeared in nine games during the 2021 season and made seven total tackles.
- Recorded two tackles in his second career game at Los Angeles Chargers (11/14).
- Played in his first NFL career game against Baltimore (11/7).
- Inactive for Weeks 1 and 3, and 4-8.

COLLEGE - PITTSBURGH

- Appeared in 48 games with 24 starts during Pitt career, starting every game over his final two seasons.
- Consensus All-America as a senior in 2020, led the ACC with 9.0 sacks, including a career-best 3.0 in a win over No. 24 Louisville.
- Had a three-sack game vs. Boston College that earned him ACC Defensive Lineman of the Week in 2020.
- Earned Second-Team All-ACC in 2019 in his first season as a starter.
- Led Pitt in tackles for loss, forced fumbles and quarterback hurries, and was second in sacks in 2019.
- Earned ACC Defensive Lineman of the Week vs. Duke in 2019 with 2.0 sacks, two forced fumbles and six tackles.
- Led the ACC and was sixth in the country with 0.31 forced fumbles per game in 2019.

- Helped Panthers to an 8-5 mark, the best of his career, and a win over Eastern Michigan in the Quick Lane Bowl in Detroit.
- Played in all 14 games in 2018 and had first full sacks of his career, ending season with 4.0, with 1.0 in Sun Bowl vs. Stanford.
- Helped Pitt to a berth in ACC title game in 2018, falling to Clemson but earning a spot in Sun Bowl against Stanford.
- As a redshirt freshman in 2017, played in 10 of the 12 games as Pitt went 5-7, upsetting No. 2 Miami in the final game of the year.
- Redshirted in 2016.

PREP - GRASSFIELD (VA)

- Earned First-Team All-State for Group 6A as a senior at Grassfield High and named Co-Defensive Player of the Year in Monitor-Merrimac Conference.
- Helped team to 8-4 mark as a senior and a playoff berth with 83 tackles, 12.5 tackles for loss and 8.5 sacks.
- Rated the top DE in Virginia by Scout, 25th overall prospect in Virginia by ESPN and 26th overall by Scout.

PAT JONES II'S NFL REGULAR SEASON DEFENSIVE STATISTICS

DATE	TEAM	GP	TACKLES								INTERCEPTIONS						O. FUMB					ST				MISC					
			GS	TK	S	A	TFL	YDS	SK	YDS	QBH	NO	YDS	LG	TD	PD	FF	FR	TD	YDS	TK	S	A	FF	FR	S	A				
2022	Vikings	16	0	21	12	9	8	26	4.0	20.0	5	0	0	0	0	0	0	0	0	0	0	0	0	0	6	4	2	0	0	0	0
2021	Vikings	9	0	7	4	3	0	0	0.0	0.0	0	0	0	0	0	0	0	0	0	0	0	0	0	0	0	0	0	0	0	0	
NFL TOTALS		25	0	28	16	12	8	26	4.0	20.0	5	0	0	0	0	0	0	0	0	0	0	0	0	6	4	2	0	0	0	0	

PAT JONES II'S NFL POSTSEASON DEFENSIVE STATISTICS

DATE	TEAM	GP	TACKLES								INTERCEPTIONS						O. FUMB					ST				MISC				
			GS	TK	S	A	TFL	YDS	SK	YDS	QBH	NO	YDS	LG	TD	PD	FF	FR	TD	YDS	TK	S	A	FF	FR	S	A			
2022	Vikings	1	0	1	0	1	0	0	0.0	0.0	0	0	0	0	0	0	0	0	0	0	0	0	0	0	0	0	0	0	0	0
NFL TOTALS		1	0	1	0	1	0	0	0.0	0.0	0	0	0	0	0	0	0	0	0	0	0	0	0	0	0	0	0	0	0	0

SINGLE-GAME HIGHS: DEFENSIVE

Total Tackles

4 at CHI, Jan 08, 2023
...2 more at 4.

Solo Tackles

3 at CHI, Jan 08, 2023
...1 more at 3.

2022 GAME-BY-GAME REGULAR-SEASON STATISTICS (VIKINGS)

DATE	OPPONENT	P/S	TACKLES								INTERCEPTIONS						O. FUMB					ST				MISC							
			TK	S	A	SK	YDS	TFL	YDS	QBH	NO	YDS	LG	TD	PD	FF	FR	TD	YDS	TK	S	A	FF	FR	S	A	W/L	SCORE					
09/11	Packers	P	0	0	0	0.0	0.0	0	0	0	0	0	0	0	0	0	0	0	0	0	0	0	0	0	0	0	0	0	0	0	0	W	23-7
09/19	at Eagles	P	1	1	0	0.0	0.0	1	2	0	0	0	0	0	0	0	0	0	0	0	0	0	0	0	0	0	0	0	0	0	0	L	7-24
09/25	Lions	P	0	0	0	0.0	0.0	0	0	0	0	0	0	0	0	0	0	0	0	0	0	0	0	0	0	0	0	0	0	0	0	W	28-24
10/02	at Saints	P	0	0	0	0.0	0.0	0	0	0	0	0	0	0	0	0	0	0	0	0	0	0	0	0	0	0	0	0	0	0	0	W	28-25
10/09	Bears	P	1	0	1	0.0	0.0	0	0	0	0	0	0	0	0	0	0	0	0	0	0	0	0	0	0	0	0	0	0	0	0	W	29-22
10/16	at Dolphins	P	3	2	1	2.0	11.0	2	11	2	0	0	0	0	0	0	0	0	0	0	0	0	0	0	0	0	0	0	0	0	0	W	24-16
10/30	Cardinals	P	1	1	0	0.0	0.0	1	1	0	0	0	0	0	0	0	0	0	0	0	0	0	0	0	0	0	0	0	0	0	0	W	34-26
11/06	at Commanders	P	0	0	0	0.0	0.0	0	0	0	0	0	0	0	0	0	0	0	0	0	0	0	0	0	0	0	0	0	0	0	0	W	20-17
11/13	at Bills	P	0	0	0	0.0	0.0	0	0	0	0	0	0	0	0	0	0	0	0	0	0	0	0	0	0	0	0	0	0	0	0	W	33-30+
11/20	Cowboys	P	4	2	2	0.0	0.0	1	2	0	0	0	0	0	0	0	0	0	0	0	0	0	0	0	0	0	0	0	0	0	0	L	3-40
11/24	Patriots	P	0	0	0	0.0	0.0	0	0	0	0	0	0	0	0	0	0	0	0	0	0	0	0	0	0	0	0	0	0	0	0	W	33-26
12/04	Jets	P	4	3	1	1.0	3.0	1	3	1	0	0	0	0	0	0	0	0	0	0	0	0	0	0	0	0	0	0	0	0	0	W	27-22
12/11	at Lions	P	1	0	1	0.0	0.0	0	0	0	0	0	0	0	0	0	0	0	0	0	0	0	0	0	0	0	0	0	0	0	0	L	23-34
12/17	Colts		INACTIVE																								W	39-36+					
12/24	Giants	P	1	0	1	0.0	0.0	0	0	0	0	0	0	0	0	0	0	0	0	0	0	0	0	0	0	0	0	0	0	0	0	W	27-24
01/01	at Packers	P	1	0	1	0.0	0.0	0	0	0	0	0	0	0	0	0	0	0	0	0	0	0	0	0	0	0	0	0	0	0	0	L	17-41
01/08	at Bears	P	4	3	1	1.0	6.0	2	7	2	0	0	0	0	0	0	0	0	0	0	0	0	0	0	0	0	0	0	0	0	0	W	29-13
2022 TOTALS		16-0	21	12	9	4.0	20.0	8	26	5	0	0	0	0	0	0	0	0	0	0	0	0	0	0	6	4	2	0	0	0	0	13-4	

+ - Overtime

2021 GAME-BY-GAME REGULAR-SEASON STATISTICS (VIKINGS)

DATE	OPPONENT	P/S	TACKLES							INTERCEPTIONS					O. FUMB				ST				MISC		SCORE				
			TK	S	A	SK	YDS	TFL	YDS	QBH	NO	YDS	LG	TD	PD	FF	FR	TD	YDS	TK	S	A	FF	FR		S	A	W/L	
09/12	at Bengals									ON INACTIVE LIST																	L	24-27+	
09/19	at Cardinals									DID NOT PLAY (NON-INJURY)																		L	33-34
09/26	Seahawks									ON INACTIVE LIST																		W	30-17
10/03	Browns									ON INACTIVE LIST																		L	7-14
10/10	Lions									ON INACTIVE LIST																		W	19-17
10/17	at Panthers									ON INACTIVE LIST																		W	34-28+
10/31	Cowboys									ON INACTIVE LIST																		L	16-20
11/07	at Ravens	P	0	0	0	0.0	0.0	0	0	0	0	0	0	0	0	0	0	0	0	0	0	0	0	0	0	0	L	31-34+	
11/14	at Chargers	P	2	1	1	0.0	0.0	0	0	0	0	0	0	0	0	0	0	0	0	0	0	0	0	0	0	0	W	27-20	
11/21	Packers	P	0	0	0	0.0	0.0	0	0	0	0	0	0	0	0	0	0	0	0	0	0	0	0	0	0	0	W	34-31	
11/28	at 49ers	P	2	0	2	0.0	0.0	0	0	0	0	0	0	0	0	0	0	0	0	0	0	0	0	0	0	0	L	26-34	
12/05	at Lions	P	0	0	0	0.0	0.0	0	0	0	0	0	0	0	0	0	0	0	0	0	0	0	0	0	0	0	L	27-29	
12/09	Steelers	P	1	1	0	0.0	0.0	0	0	0	0	0	0	0	0	0	0	0	0	0	0	0	0	0	0	0	W	36-28	
12/20	at Bears	P	2	2	0	0.0	0.0	0	0	0	0	0	0	0	0	0	0	0	0	0	0	0	0	0	0	0	W	17-9	
12/26	Rams	P	0	0	0	0.0	0.0	0	0	0	0	0	0	0	0	0	0	0	0	0	0	0	0	0	0	0	L	23-30	
01/02	at Packers									DID NOT PLAY																	L	10-37	
01/09	Bears	P	0	0	0	0.0	0.0	0	0	0	0	0	0	0	0	0	0	0	0	0	0	0	0	0	0	0	W	31-17	
2021 TOTALS		9-0	7	4	3	0.0	0.0	0	0	0	0	0	0	0	0	0	0	0	0	0	0	0	0	0	0	0	8-9		

+ - Overtime

2022 GAME-BY-GAME POSTSEASON STATISTICS (VIKINGS)

DATE	OPPONENT	P/S	TACKLES							INTERCEPTIONS					O. FUMB				ST				MISC		SCORE			
			TK	S	A	SK	YDS	TFL	YDS	QBH	NO	YDS	LG	TD	PD	FF	FR	TD	YDS	TK	S	A	FF	FR		S	A	W/L
01/15	Giants	P	1	0	1	0.0	0.0	0	0	0	0	0	0	0	0	0	0	0	0	0	0	0	0	0	0	0	L	24-31
2022 TOTALS		1-0	1	0	1	0.0	0.0	0	0	0	0	0	0	0	0	0	0	0	0	0	0	0	0	0	0	0-1		



GREGORY JOSEPH



1

KICKER

Ht: 6-0

DOB: 8-4-94

Vikings Season: 3

Acquired: FA '21

Wt: 206

College: Florida Atlantic

NFL Season: 6

2022 GP/GS

17/0

CAREER GP/GS

50/0

PLAYOFF GP/GS

4/0

KEY TRANSACTIONS

- Entered NFL as a rookie free agent with Miami, signing with the Dolphins on 5/10/18.
- Signed by the Cleveland Browns on 9/17/18.
- Waived by the Browns on 8/31/19.
- Cut by the Browns on 9/1/19.
- Added to the Carolina Panthers practice squad on 11/25/19.
- Signed by the Tennessee Titans on 12/18/19.
- Cut by the Titans on 9/4/20.
- Spent 2020 season on Tampa Bay practice squad as the team won three road playoff games en route to being the first NFL team to play in the Super Bowl and win it in its home stadium.
- Joined Vikings on 2/11/21 as a free agent.

OFF THE FIELD

- Born in South Africa and lived there before moving at age 7 with his family to the United States; attended high school in Boca Raton, Florida.
- Has degree in health administration from FAU.
- Played one season of high school football but was all-state honoree in soccer.
- Avid professional and international soccer fan.

HONORS

- NFC Special Teams Player of the Week (Week 4, 2022, Week 16, 2022).

CAREER NOTES

2022 - Minnesota Vikings

- Went perfect on all his kicks, making one field goal and all three extra points, in his Viking playoff debut (1/15/23).
- Connected on all three of his field goal attempts, including a 50-yarder, his 10th as a Viking (1/8/23).
- Made both of his field goals, including a career-long, 61-yard game-winning field goal, a new franchise record (12/24).
- Made his fourth game-winning field goal of the season, a 40-yard walk off connection in overtime, setting a team record (12/17).
- Connected on a 51-yard field goal, marking the ninth since becoming a Viking, and now ranks third in franchise history for most 50-plus yard field goals made (12/4).
- Made a career-high five field goals in Week 4 vs. New Orleans, becoming the ninth Vikings kicker to make five field goals in a game (10/2).
- Went 3-for-3 on field goals against Green Bay, including a career-long 56-yard field goal made, tying the franchise record for longest field goal made (9/11).

2021 - Minnesota Vikings

- Appeared in all 17 games in 2021, making 33 field goals, the fifth-most field goals made in the NFL. He also tied for third in the NFL in 50+ yard field goals made with seven. His seven 50+ yarders are the second-most made in franchise history in a single season. Joseph had career-high 135 points on the season.
- Made two 50-plus-yard field goals, which makes him tied for second-most in a game in team history (9/19).
- Reached a career high of 12 points in a single game versus Seattle (9/26).
- Made all six of his field goal attempts against Seattle (9/26).
- Became one of only two kickers to start the season perfect from 50+ yards through Week 5 of a season, minimum five attempts, since 2000 (10/10).
- Made a last-second, game-winning, 54-yard field goal to secure the 19-17 win over Detroit (10/10).
- Set a new career-high of 55-yard field goal against the Lions (10/10).

- Made all three of his field goals against Dallas, marking the third time he has kicked three field goals in a game in 2021.
- Talled his second game-winning field goal against Green Bay (11/21).
- Passed Dan Bailey for eighth in franchise history for most field goals made in a season with 29 (12/20).
- Became one of eight Vikings kickers to make 30 field goals in a single season after hitting three against the Rams (12/26).
- Made his seventh field goal of 50-plus yards in 2021, which is the second-most in a single season in franchise history. His 51-yard field goal is the longest field goal made in January at Lambeau Field (1/2).

2020 - Tampa Bay Buccaneers/Tennessee Titans

- Signed to Tampa Bay practice squad on 9/8 where he remained for rest of 2020 season as Buccaneers won Super Bowl LV in their home stadium.
- Released by Tennessee on 9/4 during training camp.

2019 - Tennessee Titans

- Played final two games of regular season and all three playoff contests for Titans as they advanced to AFC Championship Game as a Wild Card playoff entrant.
- Handled kickoff duties for Tennessee.
- Did not attempt a FG in regular season and made lone attempt in the postseason.
- Connected on 18-of-18 PATs during regular season and playoffs, nine in regular season and nine in postseason.
- Signed by Tennessee on 12/18 and played in first game with club vs. New Orleans (12/22).

2018 - Cleveland Browns/Miami Dolphins

- Set Browns rookie records for points (76) and FGs made (17).
- Played in first career game vs. NY Jets (9/20), going 2-2 on FGs and 1-1 on extra points in a 21-17 win on *Thursday Night Football*, the first win of the season for the Browns.
- Made game-winning 37-yard FG with :02 left in OT period to seal a 12-9 win vs. Baltimore (10/7).
- Connected on career-long 51-yard FG vs. Kansas City (11/4).
- Went 7-for-8 on FGs over the final eight games of the season.
- Originally signed by Dolphins as a rookie free agent; spent training camp and preseason with Miami, released on 9/2.

COLLEGE - FLORIDA ATLANTIC

- Played in 50 games at Florida Atlantic from 2014-17 after redshirting in 2013.
- Hit 57-82 career FGs and 165-170 PATs, earning Honorable Mention All-Conference USA honors in 2016 and 2017.
- Left FAU as school record holder in points (336), FGs and PATs.
- As a senior, was 15/21 on FGs, 64/68 on PATs.
- As a junior, was 10/14 on FGs, 39/39 on PATs.
- As a sophomore, made career-high 18 FGs on 27 attempts and all 28 PAT tries.

PREP - AMERICAN HERITAGE

- Standout in soccer at American Heritage High in Delray Beach, Florida, earning All-County and All-State honors.

GREG JOSEPH'S NFL REGULAR SEASON KICKING STATISTICS

DATE	TEAM	GP	FGM	FGA	PCT.	LG	XP	XPA	PCT.	BLK	PTS
2022	Vikings	17	26	33	78.8	61	40	46	87.0	2	118
2021	Vikings	17	33	38	86.8	55	36	40	90.0	0	135
2020	Buccaneers	0	0	0	0.0	0	0	0	0.0	0	0
2019	Titans	2	0	0	0.0	0	9	9	100.0	0	9
Went from Cleveland to Tennessee .											
2019	Browns	0	0	0	0.0	0	0	0	0.0	0	0
2019	TOTAL	2	0	0	0.0	0	9	9	100.0	0	9
2018	Browns	14	17	20	85.0	51	25	29	86.2	0	76
Went from Miami to Cleveland .											
2018	Dolphins	0	0	0	0.0	0	0	0	0.0	0	0
2018	TOTAL	14	17	20	85.0	51	25	29	86.2	0	76
NFL TOTALS		50	76	91	83.5	61	110	124	88.7	2	338

GREG JOSEPH'S NFL POSTSEASON KICKING STATISTICS

DATE	TEAM	GP	FGM	FGA	PCT.	LG	XP	XPA	PCT.	BLK	PTS
2022	Vikings	1	1	1	100.0	38	3	3	100.0	0	6
2020	Buccaneers	0	0	0	0.0	0	0	0	0.0	0	0
2019	Titans	3	1	1	100.0	30	9	9	100.0	0	12
NFL TOTALS		4	2	2	100.0	38	12	12	100.0	0	18

GREG JOSEPH'S NFL REGULAR SEASON FIELD-GOAL ACCURACY STATISTICS

DATE	TEAM	1-19	PCT.	20-29	PCT.	30-39	PCT.	40-49	PCT.	50+	PCT.
2022	Vikings	0-0	0.0	10-10	100.0	5-5	100.0	7-8	87.5	4-10	40.0
2021	Vikings	0-0	0.0	8-8	100.0	11-12	91.7	7-9	77.8	7-9	77.8
2020	Buccaneers	0-0	0.0	0-0	0.0	0-0	0.0	0-0	0.0	0-0	0.0
2019	Titans	0-0	0.0	0-0	0.0	0-0	0.0	0-0	0.0	0-0	0.0
Went from Cleveland to Tennessee .											
2019	Browns	0-0	0.0	0-0	0.0	0-0	0.0	0-0	0.0	0-0	0.0
2019	TOTAL	0-0	0.0	0-0	0.0	0-0	0.0	0-0	0.0	0-0	0.0
2018	Browns	0-0	0.0	4-4	100.0	7-7	100.0	5-7	71.4	1-2	50.0
Went from Miami to Cleveland .											
2018	Dolphins	0-0	0.0	0-0	0.0	0-0	0.0	0-0	0.0	0-0	0.0
2018	TOTAL	0-0	0.0	4-4	100.0	7-7	100.0	5-7	71.4	1-2	50.0
NFL TOTALS		0-0	0.0	22-22	100.0	23-24	95.8	19-24	79.2	12-21	57.1

GREG JOSEPH'S NFL POSTSEASON FIELD-GOAL ACCURACY STATISTICS

DATE	TEAM	1-19	PCT.	20-29	PCT.	30-39	PCT.	40-49	PCT.	50+	PCT.
2022	Vikings	0-0	0.0	0-0	0.0	1-1	100.0	0-0	0.0	0-0	0.0
2020	Buccaneers	0-0	0.0	0-0	0.0	0-0	0.0	0-0	0.0	0-0	0.0
2019	Titans	0-0	0.0	0-0	0.0	1-1	100.0	0-0	0.0	0-0	0.0
NFL TOTALS		0-0	0.0	0-0	0.0	2-2	100.0	0-0	0.0	0-0	0.0

SINGLE-GAME HIGHS: KICKER

Field Goals Made	5 at NO, Oct 02, 2022	Points	16 at NO, Oct 02, 2022
Field Goal Attempts	5 at NO, Oct 02, 2022 ...2 more at 5.	Special Teams Tackles	1 vs. IND, Dec 17, 2022 ...2 more at 1.
Longest Field Goals Made	61 vs. NYG, Dec 24, 2022	Kickoff Average	69.5 vs. IND, Dec 17, 2022
Longest Field Goals Attempt	61 vs. NYG, Dec 24, 2022	Extra Point Attempt Percentage	100.0 at HOU, Dec 29, 2019 ...1 more at 100.0.
PATs Made	5 at HOU, Dec 29, 2019 ...1 more at 5.	Field Goal Percentage	100.0 at NO, Oct 02, 2022
PAT Attempts	5 vs. ARI, Oct 30, 2022 ...2 more at 5.	Touchbacks	9 at OAK, Sep 30, 2018

SINGLE-GAME HIGHS - POSTSEASON: KICKER

Field Goals Made	1 vs. NYG, Jan 15, 2023 ...1 more at 1.	PAT Attempts	4 at BAL, Jan 11, 2020
Field Goal Attempts	1 vs. NYG, Jan 15, 2023 ...1 more at 1.	Points	6 vs. NYG, Jan 15, 2023 ...1 more at 6.
Longest Field Goals Made	38 vs. NYG, Jan 15, 2023	Kickoff Average	64.8 vs. NYG, Jan 15, 2023
Longest Field Goals Attempt	38 vs. NYG, Jan 15, 2023	Touchbacks	4 vs. NYG, Jan 15, 2023
PATs Made	4 at BAL, Jan 11, 2020		

2022 GAME-BY-GAME REGULAR-SEASON STATISTICS (VIKINGS)

DATE	OPPONENT	P	FIELD GOALS				EXTRA POINTS						
			FGM	FGA	PCT	LG	XP	XPA	PCT	BLK	PTS	W/L	SCORE
09/11	Packers	P	3	3	100.0	56	2	2	100.0	0	11	W	23-7
09/19	at Eagles	P	0	0	0.0	0	1	1	100.0	0	1	L	7-24
09/25	Lions	P	0	2	0.0	0	4	4	100.0	0	4	W	28-24
10/02	at Saints	P	5	5	100.0	47	1	2	50.0	0	16	W	28-25
10/09	Bears	P	0	2	0.0	0	3	3	100.0	0	3	W	29-22
10/16	at Dolphins	P	1	1	100.0	34	1	2	50.0	0	4	W	24-16
10/30	Cardinals	P	0	1	0.0	0	4	5	80.0	0	4	W	34-26
11/06	at Commanders	P	2	2	100.0	28	2	2	100.0	0	8	W	20-17
11/13	at Bills	P	2	2	100.0	33	3	4	75.0	0	9	W	33-30+
11/20	Cowboys	P	1	1	100.0	25	0	0	0.0	0	3	L	3-40
11/24	Patriots	P	2	2	100.0	36	3	4	75.0	0	9	W	33-26
12/04	Jets	P	2	2	100.0	51	3	3	100.0	0	9	W	27-22
12/11	at Lions	P	1	1	100.0	41	2	2	100.0	0	5	L	23-34
12/17	Colts	P	1	1	100.0	40	4	4	100.0	0	7	W	39-36+
12/24	Giants	P	2	2	100.0	61	3	3	100.0	0	9	W	27-24
01/01	at Packers	P	1	3	33.3	21	2	2	100.0	0	5	L	17-41
01/08	at Bears	P	3	3	100.0	50	2	3	66.7	0	11	W	29-13
2022 TOTALS			17	26	33	78.8	61	40	46	87.0	0	118	13-4

+ - Overtime

2021 GAME-BY-GAME REGULAR-SEASON STATISTICS (VIKINGS)

DATE	OPPONENT	P	FIELD GOALS				EXTRA POINTS						
			FGM	FGA	PCT	LG	XP	XPA	PCT	BLK	PTS	W/L	SCORE
09/12	at Bengals	P	1	1	100.0	53	3	3	100.0	0	6	L	24-27+
09/19	at Cardinals	P	2	3	66.7	52	3	4	75.0	0	9	L	33-34
09/26	Seahawks	P	3	3	100.0	43	3	3	100.0	0	12	W	30-17
10/03	Browns	P	0	0	0.0	0	1	1	100.0	0	1	L	7-14
10/10	Lions	P	4	5	80.0	55	1	1	100.0	0	13	W	19-17
10/17	at Panthers	P	3	5	60.0	38	1	1	100.0	0	10	W	34-28+
10/31	Cowboys	P	3	3	100.0	45	1	1	100.0	0	10	L	16-20
11/07	at Ravens	P	1	1	100.0	36	4	4	100.0	0	7	L	31-34+
11/14	at Chargers	P	2	2	100.0	46	3	3	100.0	0	9	W	27-20
11/21	Packers	P	2	2	100.0	51	2	3	66.7	0	8	W	34-31
11/28	at 49ers	P	0	0	0.0	0	2	3	66.7	0	2	L	26-34
12/05	at Lions	P	3	3	100.0	41	0	0	0.0	0	9	L	27-29
12/09	Steelers	P	3	4	75.0	42	3	4	75.0	0	12	W	36-28
12/20	at Bears	P	1	1	100.0	37	2	2	100.0	0	5	W	17-9
12/26	Rams	P	3	3	100.0	44	2	2	100.0	0	11	L	23-30
01/02	at Packers	P	1	1	100.0	51	1	1	100.0	0	4	L	10-37
01/09	Bears	P	1	1	100.0	39	4	4	100.0	0	7	W	31-17
2021 TOTALS			17	33	38	86.8	55	36	40	90.0	0	135	8-9

+ - Overtime

2020 GAME-BY-GAME REGULAR-SEASON STATISTICS (BUCCANEERS)

DATE	OPPONENT	FIELD GOALS				EXTRA POINTS				PTS	W/L	SCORE
		FGM	FGA	PCT	LG	XP	XPA	PCT	BLK			
09/13	at Saints										L	23-34
09/20	Panthers										W	31-17
09/27	at Broncos										W	28-10
10/04	Chargers										W	38-31
10/08	at Bears										L	19-20
10/18	Packers										W	38-10
10/25	at Raiders										W	45-20
11/02	at Giants										W	25-23
11/08	Saints										L	3-38
11/15	at Panthers										W	46-23
11/23	Rams										L	24-27
11/29	Chiefs										L	24-27
12/13	Vikings										W	26-14
12/20	at Falcons										W	31-27
12/26	at Lions										W	47-7
01/03	Falcons										W	44-27
2020 TOTALS		0	0	0.0	0	0	0	0.0	0	0	11-5	

2019 GAME-BY-GAME REGULAR-SEASON STATISTICS (BROWNS/TITANS)

DATE	OPPONENT	FIELD GOALS				EXTRA POINTS				PTS	W/L	SCORE	
		FGM	FGA	PCT	LG	XP	XPA	PCT	BLK				
09/08	Titans										L	13-43	
09/16	at Jets										W	23-3	
09/22	Rams										L	13-20	
09/29	at Ravens										W	40-25	
10/07	at 49ers										L	3-31	
10/13	Seahawks										L	28-32	
10/27	at Patriots										L	13-27	
11/03	at Broncos										L	19-24	
11/10	Bills										W	19-16	
11/14	Steelers										W	21-7	
11/24	Dolphins										W	41-24	
12/01	at Steelers										L	13-20	
12/08	Bengals										W	27-19	
12/15	at Cardinals										L	24-38	
												Went from Browns to Titans .	
12/22	Saints	P	0	0	0.0	0	4	4	100.0	0	4	L	28-38
12/29	at Texans	P	0	0	0.0	0	5	5	100.0	0	5	W	35-14
2019 TOTALS		2	0	0	0.0	0	9	9	100.0	0	9	7-9	

2018 GAME-BY-GAME REGULAR-SEASON STATISTICS (DOLPHINS/BROWNS)

		FIELD GOALS					EXTRA POINTS						
DATE	OPPONENT	FGM	FGA	PCT	LG	XP	XPA	PCT	BLK	PTS	W/L	SCORE	
09/09	Titans										W	27-20	
09/16	at Jets										W	20-12	
DID NOT PLAY													
DID NOT PLAY													
Went from Dolphins to Browns .													
09/20	Jets	P	2	2	100.0	45	1	1	100.0	0	7	W	21-17
09/30	at Raiders	P	2	2	100.0	28	2	2	100.0	0	8	L	42-45+
10/07	Ravens	P	2	3	66.7	37	0	1	0.0	0	6	W	12-9+
10/14	Chargers	P	2	2	100.0	33	0	0	0.0	0	6	L	14-38
10/21	at Buccaneers	P	0	0	0.0	0	3	3	100.0	0	3	L	23-26+
10/28	at Steelers	P	2	3	66.7	45	0	1	0.0	0	6	L	18-33
11/04	Chiefs	P	1	1	100.0	51	0	0	0.0	0	3	L	21-37
11/11	Falcons	P	0	0	0.0	0	4	4	100.0	0	4	W	28-16
11/25	at Bengals	P	0	0	0.0	0	5	5	100.0	0	5	W	35-20
12/02	at Texans	P	0	0	0.0	0	1	1	100.0	0	1	L	13-29
12/09	Panthers	P	2	2	100.0	49	2	3	66.7	0	8	W	26-20
12/15	at Broncos	P	1	1	100.0	40	2	2	100.0	0	5	W	17-16
12/23	Bengals	P	2	2	100.0	37	2	3	66.7	0	8	W	26-18
12/30	at Ravens	P	1	2	50.0	35	3	3	100.0	0	6	L	24-26
2018 TOTALS	14	17	20	85.0	51	25	29	86.2	0	76	9-7		

+ - Overtime

2022 GAME-BY-GAME POSTSEASON STATISTICS (VIKINGS)

		FIELD GOALS					EXTRA POINTS						
DATE	OPPONENT	FGM	FGA	PCT	LG	XP	XPA	PCT	BLK	PTS	W/L	SCORE	
01/15	Giants	P	1	1	100.0	38	3	3	100.0	0	6	L	24-31
2022 TOTALS	1	1	1	100.0	38	3	3	100.0	0	6	0-1		

2020 GAME-BY-GAME POSTSEASON STATISTICS (BUCCANEERS)

		FIELD GOALS					EXTRA POINTS					
DATE	OPPONENT	FGM	FGA	PCT	LG	XP	XPA	PCT	BLK	PTS	W/L	SCORE
01/09	at Football Team										W	31-23
01/17	at Saints										W	30-20
01/24	at Packers										W	31-26
02/07	Chiefs										W	31-9
2020 TOTALS	0	0	0	0.0	0	0	0	0.0	0	0	4-0	

2019 GAME-BY-GAME POSTSEASON STATISTICS (TITANS)

		FIELD GOALS					EXTRA POINTS						
DATE	OPPONENT	FGM	FGA	PCT	LG	XP	XPA	PCT	BLK	PTS	W/L	SCORE	
01/04	at Patriots	P	0	0	0.0	0	2	2	100.0	0	2	W	20-13
01/11	at Ravens	P	0	0	0.0	0	4	4	100.0	0	4	W	28-12
01/19	at Chiefs	P	1	1	100.0	30	3	3	100.0	0	6	L	24-35
2019 TOTALS	3	1	1	100.0	30	9	9	100.0	0	12	2-1		



WILLIAM KWENKEU

(kwen-coo)

47

LINEBACKER

Ht: 6-1

DOB: 1-8-97

Vikings Season: 2

Acquired: UDFA '22

Wt: 235

College: Temple

NFL Season: 2



2022 GP/GS

6/0

CAREER GP/GS

6/0

PLAYOFF GP/GS

1/0

KEY TRANSACTIONS

- Signed with Minnesota as an undrafted free agent on 5/16/22.

OFF THE FIELD

- Pronounced "kwen-kuh."
- Born in Douala, Cameroon
- Named after former president Bill Clinton (mother watched his second inauguration the year he was born)
- Took a week-long class in Rome as part of Temple's sports management degree program
- Mother is a certified nursing assistant
- Says he mirrors his game after Calais Campbell and Khalil Mack.

CAREER NOTES

- Announced on Jan. 2, 2022, that he was foregoing his final season of eligibility and entering the 2022 NFL Draft.

2022 - Minnesota Vikings

- Elevated prior to Week 12 vs. New England and made his NFL debut, appearing on special teams (11/24).
- Elevated prior to Week 13 vs. New York Jets and appeared on special teams (12/4).
- Signed to Minnesota's active roster prior to Week 15 and played in 21 snaps on special teams (12/17).
- Appeared in his first defensive snaps and totaled one tackle which resulted in a loss at Chicago in Week 18 (1/8/23).
- Made his postseason debut, appearing on special teams (1/15/23).

COLLEGE - TEMPLE

- Started in 11 games in 2021, tallying 51 total tackles, 10.5 tackles for loss, 3.0 sacks, one forced fumble and one fumble recovery.
- Played in four games in 2020, totaling 30 tackles, including 2.5 tackles for loss.
- Appeared in two games and recorded two tackles.
- As a junior in 2018, played in 11 games, notching 33 tackles (1.0 for a loss) and six forced fumbles.
- In 2017, played in all 13 games and recorded 34 tackles, including 4.0 tackles for loss and 2.0 sacks. He also forced 11 fumbles.
- In 2016, as a freshman, appeared in all 14 games and tallied 14 tackles, including 1.0 tackles for loss and one fumble recovery.

College - Honors

- 2021 Fourth-Team All-AAC recognition.
- 2021 AAC Defensive Player of the Week.
- 2020 American Athletic Conference All-Academic Team.

PREP - MCDONOUGH (MD)

- Attended McDonough High School in Pomfret, Maryland, before rezoning brought him to St. Charles High School in Waldorf, Maryland.
- Awarded school MVP and earned all-conference honors.
- Recorded 203 rushes for 1,145 yards and 16 TDs and collected 101 tackles (51 solo), three fumble recoveries, a sack and an interception.
- Participated in soccer, track and wrestling.
- Member of the Honor Roll Society and had perfect attendance throughout high school.

WILLIAM KWENKEU'S NFL REGULAR SEASON DEFENSIVE STATISTICS

DATE	TEAM	GP	TACKLES							INTERCEPTIONS							O. FUMB				ST				MISC			
			GS	TK	S	A	TFL	YDS	SK	YDS	QBH	NO	YDS	LG	TD	PD	FF	FR	TD	YDS	TK	S	A	FF	FR	S	A	
2022	Vikings	6	0	1	1	0	1	2	0.0	0.0	0	0	0	0	0	0	0	0	0	0	1	1	0	0	0	0	0	
NFL TOTALS		6	0	1	1	0	1	2	0.0	0.0	0	0	0	0	0	0	0	0	0	0	1	1	0	0	0	0		

2022 GAME-BY-GAME REGULAR-SEASON STATISTICS (VIKINGS)

DATE	OPPONENT	P/S	TACKLES							INTERCEPTIONS							O. FUMB				ST				MISC			
			TK	S	A	SK	YDS	TFL	YDS	QBH	NO	YDS	LG	TD	PD	FF	FR	TD	YDS	TK	S	A	FF	FR	S	A	W/L	SCORE
09/11	Packers																									W	23-7	
09/19	at Eagles																									L	7-24	
09/25	Lions																									W	28-24	
10/02	at Saints																									W	28-25	
10/09	Bears																									W	29-22	
10/16	at Dolphins																									W	24-16	
10/30	Cardinals																									W	34-26	
11/06	at Commanders																									W	20-17	
11/13	at Bills																									W	33-30+	
11/20	Cowboys																									L	3-40	
11/24	Patriots	P	0	0	0	0.0	0.0	0	0	0	0	0	0	0	0	0	0	0	0	0	0	0	0	0	0	W	33-26	
12/04	Jets																									W	27-22	
12/11	at Lions																									L	23-34	
12/17	Colts	P	0	0	0	0.0	0.0	0	0	0	0	0	0	0	0	0	0	0	0	0	0	0	0	0	0	W	39-36+	
12/24	Giants	P	0	0	0	0.0	0.0	0	0	0	0	0	0	0	0	0	0	0	0	0	0	0	0	0	0	W	27-24	
01/01	at Packers	P	0	0	0	0.0	0.0	0	0	0	0	0	0	0	0	0	0	0	0	0	0	0	0	0	0	L	17-41	
01/08	at Bears	P	1	1	0	0.0	0.0	1	2	0	0	0	0	0	0	0	0	0	0	0	1	1	0	0	0	W	29-13	
2022 TOTALS		5-0	1	1	0	0.0	0.0	1	2	0	0	0	0	0	0	0	0	0	0	0	1	1	0	0	0	13-4		

+ - Overtime



VEDERIAN LOWE



79

TACKLE

Ht: 6-6

DOB: 4-17-99

Vikings Season: 2

Acquired: D6a '22

Wt: 320

College: Illinois

NFL Season: 2

2022 GP/GS

4/0

CAREER GP/GS

4/0

PLAYOFF GP/GS

1/0

KEY TRANSACTIONS

- Sixth-round (184th overall) draft pick out of Illinois in the 2022 NFL Draft, becoming the first Vikings-drafted player from Illinois since RB Thomas Rooks in 1986 (sixth round, 147th overall).

OFF THE FIELD

- Son of Eric Lowe and the late Veneka Cockrell.
- His son, Kingston, was born in June 2019 and his other son, Trey Carter, was born in May 2021.
- Adopted his younger brother, Vydalis, after the passing of their mother, Veneka. Officially gained guardianship in July 2021.
- Graduated with a bachelor's in communication in December 2021.

CAREER NOTES

2022 - Minnesota Vikings

- Inactive in Weeks 1-13.
- Made his NFL debut in Week 14 at Detroit (12/11).
- Inactive for Week 17.
- Appeared in his first snaps on offense in Week 18 at Chicago (1/8/23).

COLLEGE - ILLINOIS

- In 2021, started all 12 games at left tackle.
- Named PFF Team of the Week following a 93.7 grade against Charlotte 10/2/21, the highest grade among offensive linemen in the nation in Week 5.
- As a senior in 2020, started all eight games at left tackle and finished the season with 34 straight starts.
- Started all 13 games at left tackle in 2019, finishing the season with 26-straight starts.
- Part of an OL in 2018 that paved the way for the most-improved running game in the nation (+137.4 ypg from 2017-18), finishing 12th in the FBS and second in the Big Ten at 243.0 ypg. Also started all 12 games at left tackle.
- Played in eight games with seven starts at tackle as a freshman in 2017.
- Larry Boyd to be Illinois' first-ever true freshman trio to start the same game on the offensive line.

College - Honors

- 2021 All-Big Ten Honorable Mention (coaches and media).
- 2021 PFF All-Big Ten Second Team.
- 2021 Jason Witten Collegiate Man of the Year semifinalist.
- 2021 FWAA Courage Award nominee.
- 2021 PFF Team of the Week.
- 2020 All-Big Ten Honorable Mention (coaches and media).
- 2017 BTN.com All-Freshman Team Honorable Mention.

PREP - AUBURN (IL)

- Three-star recruit by 247Sports, Rivals, ESPN and Scout.
- Ranked No. 68 offensive guard in nation by Scout.
- Ranked No. 108 OT in nation by 247Sports.
- Ranked No. 16 recruit in Illinois by Rivals, No. 25 by ESPN, No. 26 by Scout and No. 29 by 247Sports.
- Three-time all-conference.
- Led Auburn to a 10-2 record and the Illinois state quarterfinals as a senior.
- Helped Auburn rush for 271.1 yards per game in 2016.



DEAN LOWRY



94

DEFENSIVE LINEMAN

Ht: 6-6

DOB: 6-9-94

Vikings Season: 1

Acquired: FA '23

Wt: 296

College: Northwestern

NFL Season: 8

2022 GP/GS

15/12

CAREER GP/GS

111/80

PLAYOFF GP/GS

8/5

KEY TRANSACTIONS

- Drafted in the fourth round (137th overall) of the 2016 NFL Draft by the Green Bay Packers, the second of two compensatory choices awarded to the team.

OFF THE FIELD

- Spent time with veterans at the Huddle for Heroes event at The Turn in Tittletown.
- Visited with kids at the Milwaukee Children's Hospital and helped build a playground with the Milwaukee police.
- Signed autographs to raise funds for The Salvation Army.
- Visited the Mukwonago High School basketball team to congratulate the students for their work raising funds for the Make-A-Wish Wisconsin program, Kids For Wish Kids®.
- Gave a speech at graduation at Pioneer Elementary School in Ashwaubenon, Wisconsin.
- Took part in the Green Bay Packers Give Back Bowling Event in 2018 to raise money for Northeast Wisconsin Technical College (NWTC) and in 2019 to raise money for the Wisconsin Court Appointed Special Advocates (CASA) Association.
- Visited the cadets at the Wisconsin Challenge Academy at Fort McCoy and participated in a youth outreach event at the University of Wisconsin-Green Bay.
- While he was in college, visited elementary schools in Evanston, Illinois, to discuss the importance of education and exercise with students.
- Given name is Dean Vincent Lowry.
- Born in Rockford, Illinois.
- Earned his degree in economics.

CAREER NOTES

2022 - Green Bay Packers

- Played in 15 games with 12 starts, finishing the season with 43 tackles (23 solo), a half-sack, a tackle for a loss, a pass defended, five QB hits and a blocked field goal in 2022 ... Was placed on injured reserve (calf) on Dec. 27.
- Registered the first blocked field goal of his career when he blocked a 40-yard FG attempt by K Cairo Santos at Chicago (12/4).

2021 - Green Bay Packers

- In 2021, started all 17 contests and posted 42 tackles (24 solo), five tackles for a loss, a career-high five sacks (No. 3 on the team), a career-best-tying nine QB hits (No. 4 on the team) and a career-high-tying four passes defended.
- Ranked No. 3 on the team in sacks and No. 4 in QB hits.
- Registered at least a half-sack in four straight games (Weeks 5-8), the longest streak of his career.

2020 - Green Bay Packers

- Started all 16 games in 2020, finishing second among Green Bay defensive linemen with 36 tackles (14 solo) and three sacks while also recording four QB hits and two passes defended.
- Started both postseason contests and finished No. 2 among Packer defensive linemen with seven tackles (three solo).

2019 - Green Bay Packers

- Started all 16 games for the first time in his career in 2019 and recorded a career-high 62 tackles (33 solo), five tackles for a loss, an interception, two passes defended, a fumble recovery, a career-high nine QB hits and 11 QB pressures.
- Started both playoff games and recorded five tackles (two solo) and a QB pressure.

2018 - Green Bay Packers

- Saw action in all 16 games (8 starts) in 2018, setting a career high in solo tackles (39), while also registering three sacks, four passes defended and the first forced fumble of his career.

2017 - Green Bay Packers

- Played in all 16 games with 11 starts in 2017 and registered 34 tackles (22 solo), two sacks, seven tackles for a loss, a fumble recovery returned for a touchdown, two passes defended, five QB hits and six QB pressures.
- Posted four solo tackles, a sack, a QB pressure and a QB hit, and registered his first career TD after recovering a QB Jameis Winston fumble forced by DL Kenny Clark at the Green Bay 38 late in the second quarter and returning it 62 yards. Became just the seventh Green Bay player (since 1982) to register a sack and a defensive TD in the same game.

2016 - Green Bay Packers

- Played in 15 games as a rookie in 2016 and registered 14 tackles (eight solo), two sacks, three tackles for a loss, nine QB pressures and two QB hits.

COLLEGE - NORTHWESTERN

- Played in 48 games with 33 starts for the Wildcats and registered 134 tackles (83 solo), 31.5 tackles for a loss, 12.5 sacks, three INTs (one returned for a TD), 21 passes defended, three fumble recoveries and three forced fumbles.
- As a senior in 2015, was part of a Northwestern defense that ranked No. 12 in the country in points allowed (18.6 ppg).
- Set a school single-game record and tied the sixth-best mark in conference history with 6.0 tackles for loss, earning NU's Defensive Player of the Game honors after finishing with a career-high 10 tackles (seven solo) and a career-best two sacks in the 30-28 win at Nebraska (Oct. 24) as a senior.
- Ranked second on the team in tackles for a loss as a junior. Also earned Academic All-Big Ten honors.
- Was named to ESPN.com's Big Ten All-Freshman team in 2012.

PREP - BOYLAN (IL)

- Earned IHCA 7A all-state recognition and was named the Northern Illinois Conference (NIC-10) Defensive MVP as a senior in 2011. Also an all-state selection by the *Chicago Tribune* and the *Champaign News-Gazette*.
- Was a member of back-to-back state championship teams (2010-11) after finishing with a perfect 14-0 mark in both seasons.

DEAN LOWRY'S NFL REGULAR SEASON DEFENSIVE STATISTICS

DATE	TEAM	GP	GS	TACKLES							INTERCEPTIONS						O. FUMB				ST				MISC							
				TK	S	A	TFL	YDS	SK	YDS	QBH	NO	YDS	LG	TD	PD	FF	FR	TD	YDS	TK	S	A	FF	FR	S	A					
2022	Packers	15	12	43	23	20	1	2	0.5	3.0	5	0	0	0	0	1	0	0	0	0	0	0	0	0	0	0	0	0	0	0	0	0
2021	Packers	17	17	42	24	18	5	40	5.0	42.0	9	0	0	0	0	4	0	1	0	0	0	0	0	0	0	0	0	0	0	0	0	0
2020	Packers	16	16	36	14	22	2	19	3.0	19.0	4	0	0	0	0	2	0	0	0	0	0	0	0	0	0	0	0	0	0	0	0	0
2019	Packers	16	16	47	23	24	2	2	0.0	0.0	9	1	7	7	0	3	0	1	0	0	0	0	0	0	0	0	0	0	0	0	0	0
2018	Packers	16	8	44	31	13	5	27	3.0	23.0	4	0	0	0	0	3	1	1	0	0	0	0	0	0	0	0	0	0	0	0	0	0
2017	Packers	16	11	32	18	14	5	28	2.0	21.0	5	0	0	0	0	2	0	1	1	62	0	0	0	0	0	0	0	0	0	0	0	0
2016	Packers	15	0	8	6	2	3	20	2.0	19.0	2	0	0	0	0	1	0	0	0	0	0	0	0	0	0	0	0	0	0	0	0	0
NFL TOTALS		111	80	252	139	113	23	138	15.5	127.0	38	1	7	7	0	16	1	4	1	62	0	0	0	0	0	0	0	0	0	0	0	0

DEAN LOWRY'S NFL POSTSEASON DEFENSIVE STATISTICS

DATE	TEAM	GP	GS	TACKLES							INTERCEPTIONS						O. FUMB				ST				MISC							
				TK	S	A	TFL	YDS	SK	YDS	QBH	NO	YDS	LG	TD	PD	FF	FR	TD	YDS	TK	S	A	FF	FR	S	A					
2021	Packers	1	1	4	1	3	0	0	0.0	0.0	0	0	0	0	0	1	0	0	0	0	0	0	0	0	0	0	0	0	0	0	0	0
2020	Packers	2	2	7	3	4	0	0	0.0	0.0	0	0	0	0	0	0	0	0	0	0	0	0	0	0	0	0	0	0	0	0	0	0
2019	Packers	2	2	3	2	1	0	0	0.0	0.0	0	0	0	0	0	0	0	0	0	0	0	0	0	0	0	0	0	0	0	0	0	0
2016	Packers	3	0	1	1	0	0	0	0.0	0.0	0	0	0	0	0	0	0	0	0	0	0	0	0	0	0	0	0	0	0	0	0	0
NFL TOTALS		8	5	15	7	8	0	0	0.0	0.0	0	0	0	0	0	1	0	0	0	0	0	0	0	0	0	0	0	0	0	0	0	0

SINGLE-GAME HIGHS: DEFENSIVE

Total Tackles 9 vs. DEN, Sep 22, 2019
Solo Tackles 6 vs. MIA, Nov 11, 2018
Sacks 1.0 at DET, Jan 09, 2022
 ...12 more at 1.0.
Passes Defensed 2 at CIN, Oct 10, 2021
 ...1 more at 2.
Forced Fumbles 1 at CHI, Dec 16, 2018

Fumble Recoveries 1 vs. WAS, Oct 24, 2021
 ...3 more at 1.
Tackles For Loss 3 vs. DEN, Sep 22, 2019
Interceptions 1 vs. CHI, Dec 15, 2019
Interception Return Yards 7 vs. CHI, Dec 15, 2019
Longest Opp Fumble Return 62 vs. TB, Dec 03, 2017

SINGLE-GAME HIGHS - POSTSEASON: DEFENSIVE

Total Tackles 5 vs. TB, Jan 24, 2021
Solo Tackles 2 vs. TB, Jan 24, 2021
 ...1 more at 2.

Passes Defensed 1 vs. SF, Jan 22, 2022

2022 GAME-BY-GAME REGULAR-SEASON STATISTICS (PACKERS)

DATE	OPPONENT	P/S	TACKLES							INTERCEPTIONS					O. FUMB				ST				MISC		W/L	SCORE		
			TK	S	A	SK	YDS	TFL	YDS	QBH	NO	YDS	LG	TD	PD	FF	FR	TD	YDS	TK	S	A	FF	FR			S	A
09/11	at Vikings	S	3	2	1	0.0	0.0	0	0	2	0	0	0	0	0	0	0	0	0	0	0	0	0	0	0	0	L	7-23
09/18	Bears	S	5	4	1	0.0	0.0	0	0	0	0	0	0	0	0	0	0	0	0	0	0	0	0	0	0	W	27-10	
09/25	at Buccaneers	S	3	1	2	0.0	0.0	0	0	0	0	0	0	0	0	0	0	0	0	0	0	0	0	0	0	W	14-12	
10/02	Patriots	S	5	2	3	0.5	3.0	0	0	1	0	0	0	0	0	0	0	0	0	0	0	0	0	0	0	W	27-24+	
10/09	Giants	S	3	2	1	0.0	0.0	0	0	0	0	0	0	0	0	0	0	0	0	0	0	0	0	0	0	L	22-27	
10/16	Jets	S	2	2	0	0.0	0.0	0	0	0	0	0	0	0	1	0	0	0	0	0	0	0	0	0	0	L	10-27	
10/23	at Commanders	S	4	1	3	0.0	0.0	0	0	0	0	0	0	0	0	0	0	0	0	0	0	0	0	0	0	L	21-23	
10/30	at Bills	S	2	1	1	0.0	0.0	0	0	0	0	0	0	0	0	0	0	0	0	0	0	0	0	0	0	L	17-27	
11/06	at Lions	S	3	2	1	0.0	0.0	1	2	0	0	0	0	0	0	0	0	0	0	0	0	0	0	0	0	L	9-15	
11/13	Cowboys	S	4	1	3	0.0	0.0	0	0	0	0	0	0	0	0	0	0	0	0	0	0	0	0	0	0	W	31-28+	
11/17	Titans	S	4	2	2	0.0	0.0	0	0	1	0	0	0	0	0	0	0	0	0	0	0	0	0	0	0	L	17-27	
11/27	at Eagles	P	2	1	1	0.0	0.0	0	0	0	0	0	0	0	0	0	0	0	0	0	0	0	0	0	0	L	33-40	
12/04	at Bears	P	3	2	1	0.0	0.0	0	0	1	0	0	0	0	0	0	0	0	0	0	0	0	0	0	0	W	28-19	
12/19	Rams	P	0	0	0	0.0	0.0	0	0	0	0	0	0	0	0	0	0	0	0	0	0	0	0	0	0	W	24-12	
12/25	at Dolphins	S	0	0	0	0.0	0.0	0	0	0	0	0	0	0	0	0	0	0	0	0	0	0	0	0	0	W	26-20	
01/01	Vikings		INJURED RESERVE																			W	41-17					
01/08	Lions		INJURED RESERVE																			L	16-20					
2022 TOTALS		15-12	43	23	20	0.5	3.0	1	2	5	0	0	0	0	1	0	0	0	0	0	0	0	0	0	0	0	8-9	

+ - Overtime

2021 GAME-BY-GAME REGULAR-SEASON STATISTICS (PACKERS)

DATE	OPPONENT	P/S	TACKLES							INTERCEPTIONS					O. FUMB			ST		MISC		W/L	SCORE				
			TK	S	A	SK	YDS	TFL	YDS	QBH	NO	YDS	LG	TD	PD	FF	FR	TD	YDS	TK	S			A	FF	FR	S
09/12	at Saints	S	4	3	1	0.0	0.0	0	0	0	0	0	0	0	0	0	0	0	0	0	0	0	0	0	0	L	3-38
09/20	Lions	S	4	0	4	0.0	0.0	0	0	0	0	0	0	0	0	0	0	0	0	0	0	0	0	0	0	W	35-17
09/26	at 49ers	S	2	1	1	0.0	0.0	0	0	1	0	0	0	0	0	0	0	0	0	0	0	0	0	0	0	W	30-28
10/03	Steelers	S	2	2	0	0.0	0.0	0	0	0	0	0	0	0	0	0	0	0	0	0	0	0	0	0	0	W	27-17
10/10	at Bengals	S	2	0	2	0.5	1.0	0	0	1	0	0	0	0	2	0	0	0	0	0	0	0	0	0	0	W	25-22+
10/17	at Bears	S	5	4	1	1.0	10.0	1	10	1	0	0	0	0	0	0	0	0	0	0	0	0	0	0	0	W	24-14
10/24	Football Team	S	5	2	3	0.5	5.0	0	0	1	0	0	0	0	0	0	1	0	0	0	0	0	0	0	0	W	24-10
10/28	at Cardinals	S	3	3	0	1.0	10.0	1	10	1	0	0	0	0	0	0	0	0	0	0	0	0	0	0	0	W	24-21
11/07	at Chiefs	S	1	1	0	0.0	0.0	0	0	0	0	0	0	0	0	0	0	0	0	0	0	0	0	0	0	L	7-13
11/14	Seahawks	S	1	1	0	0.0	0.0	0	0	0	0	0	0	0	0	0	0	0	0	0	0	0	0	0	0	W	17-0
11/21	at Vikings	S	2	2	0	0.0	0.0	0	0	0	0	0	0	0	0	0	0	0	0	0	0	0	0	0	0	L	31-34
11/28	Rams	S	0	0	0	0.0	0.0	0	0	1	0	0	0	0	0	0	0	0	0	0	0	0	0	0	0	W	36-28
12/12	Bears	S	3	1	2	0.0	0.0	0	0	1	0	0	0	0	0	0	0	0	0	0	0	0	0	0	0	W	45-30
12/19	at Ravens	S	1	1	0	0.0	0.0	0	0	0	0	0	0	0	1	0	0	0	0	0	0	0	0	0	0	W	31-30
12/25	Browns	S	2	1	1	1.0	8.0	1	8	1	0	0	0	0	0	0	0	0	0	0	0	0	0	0	0	W	24-22
01/02	Vikings	S	1	0	1	0.0	0.0	0	0	0	0	0	0	0	1	0	0	0	0	0	0	0	0	0	0	W	37-10
01/09	at Lions	S	4	2	2	1.0	8.0	2	12	1	0	0	0	0	0	0	0	0	0	0	0	0	0	0	0	L	30-37
2021 TOTALS		17-17	42	24	18	5.0	42.0	5	40	9	0	0	0	0	4	0	1	0	0	0	0	0	0	0	0	13-4	

+ - Overtime

2020 GAME-BY-GAME REGULAR-SEASON STATISTICS (PACKERS)

DATE	OPPONENT	P/S	TACKLES							INTERCEPTIONS					O. FUMB			ST		MISC		W/L	SCORE				
			TK	S	A	SK	YDS	TFL	YDS	QBH	NO	YDS	LG	TD	PD	FF	FR	TD	YDS	TK	S			A	FF	FR	S
09/13	at Vikings	S	0	0	0	0.0	0.0	0	0	0	0	0	0	0	0	0	0	0	0	0	0	0	0	0	0	W	43-34
09/20	Lions	S	2	1	1	0.0	0.0	0	0	0	0	0	0	0	0	0	0	0	0	0	0	0	0	0	0	W	42-21
09/27	at Saints	S	0	0	0	0.0	0.0	0	0	0	0	0	0	0	0	0	0	0	0	0	0	0	0	0	0	W	37-30
10/05	Falcons	S	1	0	1	0.0	0.0	0	0	0	0	0	0	0	0	0	0	0	0	0	0	0	0	0	0	W	30-16
10/18	at Buccaneers	S	5	0	5	0.0	0.0	0	0	0	0	0	0	0	0	0	0	0	0	0	0	0	0	0	0	L	10-38
10/25	at Texans	S	2	1	1	0.0	0.0	0	0	0	0	0	0	0	0	0	0	0	0	0	0	0	0	0	0	W	35-20
11/01	Vikings	S	3	3	0	1.0	9.0	1	9	1	0	0	0	0	0	0	0	0	0	0	0	0	0	0	0	L	22-28
11/05	at 49ers	S	2	2	0	0.0	0.0	0	0	0	0	0	0	0	0	0	0	0	0	0	0	0	0	0	0	W	34-17
11/15	Jaguars	S	0	0	0	0.0	0.0	0	0	0	0	0	0	0	1	0	0	0	0	0	0	0	0	0	0	W	24-20
11/22	at Colts	S	1	1	0	0.0	0.0	0	0	0	0	0	0	0	0	0	0	0	0	0	0	0	0	0	0	L	31-34+
11/29	Bears	S	1	0	1	0.0	0.0	0	0	0	0	0	0	0	0	0	0	0	0	0	0	0	0	0	0	W	41-25
12/06	Eagles	S	6	2	4	1.0	0.0	0	0	2	0	0	0	0	0	0	0	0	0	0	0	0	0	0	0	W	30-16
12/13	at Lions	S	4	2	2	1.0	10.0	1	10	1	0	0	0	0	0	0	0	0	0	0	0	0	0	0	0	W	31-24
12/19	Panthers	S	1	0	1	0.0	0.0	0	0	0	0	0	0	0	1	0	0	0	0	0	0	0	0	0	0	W	24-16
12/27	Titans	S	3	0	3	0.0	0.0	0	0	0	0	0	0	0	0	0	0	0	0	0	0	0	0	0	0	W	40-14
01/03	at Bears	S	5	2	3	0.0	0.0	0	0	0	0	0	0	0	0	0	0	0	0	0	0	0	0	0	0	W	35-16
2020 TOTALS		16-16	36	14	22	3.0	19.0	2	19	4	0	0	0	0	2	0	0	0	0	0	0	0	0	0	0	13-3	

+ - Overtime

2019 GAME-BY-GAME REGULAR-SEASON STATISTICS (PACKERS)

DATE	OPPONENT	P/S	TACKLES							INTERCEPTIONS					O. FUMB				ST				MISC		W/L	SCORE	
			TK	S	A	SK	YDS	TFL	YDS	QBH	NO	YDS	LG	TD	PD	FF	FR	TD	YDS	TK	S	A	FF	FR			S
09/05	at Bears	S	3	1	2	0.0	0.0	0	0	1	0	0	0	0	0	0	0	0	0	0	0	0	0	0	0	W	10-3
09/15	Vikings	S	3	2	1	0.0	0.0	1	2	0	0	0	0	0	1	0	1	0	0	0	0	0	0	0	W	21-16	
09/22	Broncos	S	6	4	2	0.0	0.0	0	0	0	0	0	0	0	0	0	0	0	0	0	0	0	0	0	W	27-16	
09/26	Eagles	S	4	2	2	0.0	0.0	0	0	0	0	0	0	0	0	0	0	0	0	0	0	0	0	0	L	27-34	
10/06	at Cowboys	S	1	0	1	0.0	0.0	0	0	0	0	0	0	0	0	0	0	0	0	0	0	0	0	0	W	34-24	
10/14	Lions	S	4	3	1	0.0	0.0	0	0	0	0	0	0	0	0	0	0	0	0	0	0	0	0	0	W	23-22	
10/20	Raiders	S	2	0	2	0.0	0.0	0	0	0	0	0	0	0	0	0	0	0	0	0	0	0	0	0	W	42-24	
10/27	at Chiefs	S	2	0	2	0.0	0.0	0	0	1	0	0	0	0	0	0	0	0	0	0	0	0	0	0	W	31-24	
11/03	at Chargers	S	0	0	0	0.0	0.0	0	0	0	0	0	0	0	0	0	0	0	0	0	0	0	0	0	L	11-26	
11/10	Panthers	S	3	1	2	0.0	0.0	0	0	0	0	0	0	0	0	0	0	0	0	0	0	0	0	0	W	24-16	
11/24	at 49ers	S	3	1	2	0.0	0.0	0	0	0	0	0	0	0	0	0	0	0	0	0	0	0	0	0	L	8-37	
12/01	at Giants	S	6	3	3	0.0	0.0	1	0	0	0	0	0	0	0	0	0	0	0	0	0	0	0	0	W	31-13	
12/08	Redskins	S	3	2	1	0.0	0.0	0	0	0	0	0	0	0	0	0	0	0	0	0	0	0	0	0	W	20-15	
12/15	Bears	S	0	0	0	0.0	0.0	0	0	0	1	7	7	0	1	0	0	0	0	0	0	0	0	0	W	21-13	
12/23	at Vikings	S	5	2	3	0.0	0.0	0	0	0	0	0	0	0	1	0	0	0	0	0	0	0	0	0	W	23-10	
12/29	at Lions	S	2	2	0	0.0	0.0	0	0	0	0	0	0	0	0	0	0	0	0	0	0	0	0	0	W	23-20	
2019 TOTALS		16-16	47	23	24	0.0	0.0	2	2	2	1	7	7	0	3	0	1	0	0	0	0	0	0	0	13-3		

2018 GAME-BY-GAME REGULAR-SEASON STATISTICS (PACKERS)

DATE	OPPONENT	P/S	TACKLES							INTERCEPTIONS					O. FUMB				ST				MISC		W/L	SCORE
			TK	S	A	SK	YDS	TFL	YDS	QBH	NO	YDS	LG	TD	PD	FF	FR	TD	YDS	TK	S	A	FF	FR		
09/09	Bears	P	1	1	0	0.0	0.0	1	3	0	0	0	0	0	0	0	0	0	0	0	0	0	0	0	W	24-23
09/16	Vikings	P	2	2	0	0.0	0.0	0	0	0	0	0	0	0	0	0	0	0	0	0	0	0	0	0	T	29-29
09/23	at Redskins	P	2	0	2	0.0	0.0	0	0	0	0	0	0	0	0	0	0	0	0	0	0	0	0	0	L	17-31
09/30	Bills	S	3	1	2	0.0	0.0	0	0	0	0	0	0	0	0	0	0	0	0	0	0	0	0	0	W	22-0
10/07	at Lions	P	3	3	0	0.0	0.0	0	0	0	0	0	0	0	0	0	0	0	0	0	0	0	0	0	L	23-31
10/15	49ers	S	2	0	2	0.0	0.0	0	0	0	0	0	0	0	0	0	0	0	0	0	0	0	0	0	W	33-30
10/28	at Rams	P	2	2	0	0.0	0.0	0	0	0	0	0	0	0	0	0	0	0	0	0	0	0	0	0	L	27-29
11/04	at Patriots	P	2	2	0	0.0	0.0	0	0	0	0	0	0	0	0	0	0	0	0	0	0	0	0	0	L	17-31
11/11	Dolphins	P	6	5	1	1.0	7.0	1	7	1	0	0	0	0	0	0	0	0	0	0	0	0	0	0	W	31-12
11/15	at Seahawks	P	2	1	1	0.0	0.0	0	0	0	0	0	0	0	0	0	0	0	0	0	0	0	0	0	L	24-27
11/25	at Vikings	S	3	2	1	1.0	8.0	2	9	2	0	0	0	0	0	0	0	0	0	0	0	0	0	0	L	17-24
12/02	Cardinals	S	2	2	0	1.0	8.0	1	8	1	0	0	0	0	1	0	0	0	0	0	0	0	0	0	L	17-20
12/09	Falcons	S	3	2	1	0.0	0.0	0	0	1	0	0	0	0	0	0	0	0	0	0	0	0	0	0	W	34-20
12/16	at Bears	S	3	3	0	0.0	0.0	0	0	0	0	0	0	0	0	1	1	0	0	0	0	0	0	0	L	17-24
12/23	at Jets	S	4	1	3	0.0	0.0	0	0	0	0	0	0	0	0	0	0	0	0	0	0	0	0	0	W	44-38+
12/30	Lions	S	4	4	0	0.0	0.0	0	0	0	0	0	0	0	2	0	0	0	0	0	0	0	0	0	L	0-31
2018 TOTALS		16-8	44	31	13	3.0	23.0	5	27	5	0	0	0	0	3	1	1	0	0	0	0	0	0	0	6-9-1	

+ - Overtime

2017 GAME-BY-GAME REGULAR-SEASON STATISTICS (PACKERS)

DATE	OPPONENT	P/S	TACKLES							INTERCEPTIONS					O. FUMB				ST				MISC			SCORE	
			TK	S	A	SK	YDS	TFL	YDS	QBH	NO	YDS	LG	TD	PD	FF	FR	TD	YDS	TK	S	A	FF	FR	S		A
09/10	Seahawks	S	0	0	0	0.0	0.0	0	0	0	0	0	0	0	0	0	0	0	0	0	0	0	0	0	0	W	17-9
09/17	at Falcons	P	2	2	0	0.0	0.0	0	0	0	0	0	0	0	0	0	0	0	0	0	0	0	0	0	L	23-34	
09/24	Bengals	S	2	2	0	0.0	0.0	1	1	0	0	0	0	0	0	0	0	0	0	0	0	0	0	0	W	27-24+	
09/28	Bears	S	1	0	1	0.0	0.0	0	0	0	0	0	0	0	0	0	0	0	0	0	0	0	0	0	W	35-14	
10/08	at Cowboys	S	1	1	0	0.0	0.0	0	0	1	0	0	0	0	0	0	0	0	0	0	0	0	0	0	W	35-31	
10/15	at Vikings	S	2	0	2	0.0	0.0	0	0	0	0	0	0	0	0	0	0	0	0	0	0	0	0	0	L	10-23	
10/22	Saints	S	1	1	0	0.0	0.0	1	2	0	0	0	0	0	0	0	0	0	0	0	0	0	0	0	L	17-26	
11/06	Lions	P	2	1	1	0.5	4.0	1	2	1	0	0	0	0	0	0	0	0	0	0	0	0	0	0	L	17-30	
11/12	at Bears	S	1	1	0	0.0	0.0	0	0	0	0	0	0	0	0	0	0	0	0	0	0	0	0	0	W	23-16	
11/19	Ravens	S	4	2	2	0.5	3.0	0	0	1	0	0	0	0	0	0	0	0	0	0	0	0	0	0	L	0-23	
11/26	at Steelers	S	1	0	1	0.0	0.0	0	0	0	0	0	0	0	0	0	0	0	0	0	0	0	0	0	L	28-31	
12/03	Buccaneers	S	4	3	1	1.0	14.0	2	23	1	0	0	0	0	0	0	1	1	62	0	0	0	0	0	W	26-20+	
12/10	at Browns	S	4	1	3	0.0	0.0	0	0	0	0	0	0	0	0	0	0	0	0	0	0	0	0	0	W	27-21+	
12/17	at Panthers	P	3	1	2	0.0	0.0	0	0	0	0	0	0	0	1	0	0	0	0	0	0	0	0	0	L	24-31	
12/23	Vikings	P	2	2	0	0.0	0.0	0	0	1	0	0	0	0	1	0	0	0	0	0	0	0	0	0	L	0-16	
12/31	at Lions	P	2	1	1	0.0	0.0	0	0	0	0	0	0	0	0	0	0	0	0	0	0	0	0	0	L	11-35	
2017 TOTALS		16-11	32	18	14	2.0	21.0	5	28	5	0	0	0	0	2	0	1	1	62	0	0	0	0	0	7-9		

+ - Overtime

2016 GAME-BY-GAME REGULAR-SEASON STATISTICS (PACKERS)

DATE	OPPONENT	P/S	TACKLES							INTERCEPTIONS					O. FUMB				ST				MISC			SCORE	
			TK	S	A	SK	YDS	TFL	YDS	QBH	NO	YDS	LG	TD	PD	FF	FR	TD	YDS	TK	S	A	FF	FR	S		A
09/11	at Jaguars	P	1	1	0	0.0	0.0	0	0	0	0	0	0	0	0	0	0	0	0	0	0	0	0	0	W	27-23	
09/18	at Vikings	P	0	0	0	0.0	0.0	0	0	0	0	0	0	0	0	0	0	0	0	0	0	0	0	0	L	14-17	
09/25	Lions	P	2	2	0	0.0	0.0	1	1	0	0	0	0	0	0	0	0	0	0	0	0	0	0	0	W	34-27	
10/09	Giants	P	0	0	0	0.0	0.0	0	0	0	0	0	0	0	0	0	0	0	0	0	0	0	0	0	W	23-16	
10/16	Cowboys	P	0	0	0	0.0	0.0	0	0	0	0	0	0	0	0	0	0	0	0	0	0	0	0	0	L	16-30	
10/20	Bears	P	0	0	0	0.0	0.0	0	0	0	0	0	0	0	0	0	0	0	0	0	0	0	0	0	W	26-10	
10/30	at Falcons	P	0	0	0	0.0	0.0	0	0	0	0	0	0	0	0	0	0	0	0	0	0	0	0	0	L	32-33	
11/06	Colts	P	0	0	0	0.0	0.0	0	0	0	0	0	0	0	0	0	0	0	0	0	0	0	0	0	L	26-31	
11/13	at Titans	P	0	0	0	0.0	0.0	0	0	0	0	0	0	0	0	0	0	0	0	0	0	0	0	0	L	25-47	
11/20	at Redskins	P	0	0	0	0.0	0.0	0	0	0	0	0	0	0	0	0	0	0	0	0	0	0	0	0	L	24-42	
11/28	at Eagles		DID NOT PLAY (NON-INJURY)																							W	27-13
12/04	Texans	P	1	1	0	1.0	8.0	1	8	1	0	0	0	0	1	0	0	0	0	0	0	0	0	0	W	21-13	
12/11	Seahawks	P	2	2	0	1.0	11.0	1	11	1	0	0	0	0	0	0	0	0	0	0	0	0	0	0	W	38-10	
12/18	at Bears	P	0	0	0	0.0	0.0	0	0	0	0	0	0	0	0	0	0	0	0	0	0	0	0	0	W	30-27	
12/24	Vikings	P	0	0	0	0.0	0.0	0	0	0	0	0	0	0	0	0	0	0	0	0	0	0	0	0	W	38-25	
01/01	at Lions	P	2	0	2	0.0	0.0	0	0	0	0	0	0	0	0	0	0	0	0	0	0	0	0	0	W	31-24	
2016 TOTALS		15-0	8	6	2	2.0	19.0	3	20	2	0	0	0	0	1	0	0	0	0	0	0	0	0	0	10-6		

2021 GAME-BY-GAME POSTSEASON STATISTICS (PACKERS)

DATE	OPPONENT	P/S	TACKLES							INTERCEPTIONS					O. FUMB				ST				MISC			SCORE
			TK	S	A	SK	YDS	TFL	YDS	QBH	NO	YDS	LG	TD	PD	FF	FR	TD	YDS	TK	S	A	FF	FR	S	
01/22	49ers	S	4	1	3	0.0	0.0	0	0	0	0	0	0	0	1	0	0	0	0	0	0	0	0	0	L	10-13
2021 TOTALS		1-1	4	1	3	0.0	0.0	0	0	0	0	0	0	0	1	0	0	0	0	0	0	0	0	0	0-1	

2020 GAME-BY-GAME POSTSEASON STATISTICS (PACKERS)

DATE	OPPONENT	P/S	TACKLES							INTERCEPTIONS					O. FUMB				ST				MISC			SCORE		
			TK	S	A	SK	YDS	TFL	YDS	QBH	NO	YDS	LG	TD	PD	FF	FR	TD	YDS	TK	S	A	FF	FR	S		A	W/L
01/16	Rams	S	2	1	1	0.0	0.0	0	0	0	0	0	0	0	0	0	0	0	0	0	0	0	0	0	0	0	W	32-18
01/24	Buccaneers	S	5	2	3	0.0	0.0	0	0	0	0	0	0	0	0	0	0	0	0	0	0	0	0	0	0	L	26-31	
2020 TOTALS		2-2	7	3	4	0.0	0.0	0	0	0	0	0	0	0	0	0	0	0	0	0	0	0	0	0	0	1-1		

2019 GAME-BY-GAME POSTSEASON STATISTICS (PACKERS)

DATE	OPPONENT	P/S	TACKLES							INTERCEPTIONS					O. FUMB				ST				MISC			SCORE	
			TK	S	A	SK	YDS	TFL	YDS	QBH	NO	YDS	LG	TD	PD	FF	FR	TD	YDS	TK	S	A	FF	FR	S		A
01/12	Seahawks	S	2	1	1	0.0	0.0	0	0	0	0	0	0	0	0	0	0	0	0	0	0	0	0	0	0	W	28-23
01/19	at 49ers	S	1	1	0	0.0	0.0	0	0	0	0	0	0	0	0	0	0	0	0	0	0	0	0	0	0	L	20-37
2019 TOTALS		2-2	3	2	1	0.0	0.0	0	0	0	0	0	0	0	0	0	0	0	0	0	0	0	0	0	0	1-1	

2016 GAME-BY-GAME POSTSEASON STATISTICS (PACKERS)

DATE	OPPONENT	P/S	TACKLES							INTERCEPTIONS					O. FUMB				ST				MISC			SCORE	
			TK	S	A	SK	YDS	TFL	YDS	QBH	NO	YDS	LG	TD	PD	FF	FR	TD	YDS	TK	S	A	FF	FR	S		A
01/08	Giants	P	0	0	0	0.0	0.0	0	0	0	0	0	0	0	0	0	0	0	0	0	0	0	0	0	0	W	38-13
01/15	at Cowboys	P	0	0	0	0.0	0.0	0	0	0	0	0	0	0	0	0	0	0	0	0	0	0	0	0	0	W	34-31
01/22	at Falcons	P	1	1	0	0.0	0.0	0	0	0	0	0	0	0	0	0	0	0	0	0	0	0	0	0	0	L	21-44
2016 TOTALS		3-0	1	1	0	0.0	0.0	0	0	0	0	0	0	0	0	0	0	0	0	0	0	0	0	0	0	2-1	



JAMES LYNCH



92

DEFENSIVE LINEMAN

Ht: 6-4

DOB: 1-20-99

Vikings Season: 4

Acquired: D4b '20

Wt: 295

College: Baylor

NFL Season: 4

2022 GP/GS

15/2

CAREER GP/GS

37/3

PLAYOFF GP/GS

1/0

KEY TRANSACTIONS

- Drafted by Minnesota in the fourth round (130th overall) of the 2020 NFL Draft with a pick acquired in a trade with New Orleans.

OFF THE FIELD

- Father, Tim, played LB at the University of Nebraska. Brother, Dustin, played at Texas State.
- Middle name is Husker, in honor of his dad's college career at Nebraska.
- Partnered with Uplifting Athletes during the 2020 NFL Scouting Combine to raise money for the rare disease community.
- Teammates at Baylor with former Vikings Blake Lynch and Harrison Hand, who transferred to Temple for 2019 season.

CAREER NOTES

- Earned his first career start at DT at San Francisco in Week 12 and tallied five total tackles (11/28).
- Played in nine games as a rookie and had first career sack on Russell Wilson at Seattle (10/11/20) on *Sunday Night Football*.
- 2019 First-Team All-American (Walter Camp, *USA Today*) and Big 12 Defensive Player of the Year after setting a Baylor single-season record with 13.5 sacks.

2022 - Minnesota Vikings

- Appeared in his first postseason game and totaled one tackle (1/15/23).
- Inactive for Weeks 17-18.
- Set a new career high of five total tackles in a game, including one tackle for loss at Buffalo (11/13).
- Started in his first game of the season and second of his career at Washington and tallied two total tackles (11/6).

2021 - Minnesota Vikings

- Appeared in 13 games, recording 28 total tackles, 1.0 sack and one fumble recovery. Made his first career start at San Francisco in Week 12.
- Earned his first career start at DT at San Francisco and tallied five total tackles (11/28).
- Posted a new single-game career high in solo tackles with three (11/14).
- Tallied four tackles against Baltimore (11/7).
- Recorded his first sack of the season and the second in his career at Carolina (10/17).
- Played in his first game of the season, recording his first career fumble recovery against Detroit (10/10).
- Set a new career high of two solo tackles in a game in Week 5 (10/10).
- Was inactive in Weeks 1-4.

2020 - Minnesota Vikings

- Played in nine games as a rookie, notching first career sack on Russell Wilson in his NFL debut at Seattle (10/11).
- Had one tackle vs. Dallas (11/22) and at Tampa Bay (12/13).
- Played in final four games of rookie season and nine games overall in his first season.

COLLEGE - BAYLOR

- Helped resurgence of Baylor program that improved from 1-11 campaign in 2017 to a bowl win over Vanderbilt in 2018 and peaked with an 11-3 season in 2019, including OT loss in Big 12 title against Oklahoma and Sugar Bowl loss to Georgia.
- Set a Baylor record with 13.5 sacks as a junior in 2019.
- 2019 honors included First-Team All-American, First-Team All-Big 12, Big 12 Defensive Player of the Year.
- Finished Baylor career with 27 starts in 38 games, had 33.5 career tackles for loss, 22.0 sacks (Baylor record) and three blocked kicks.
- Helped lead Baylor to a 11-3 record and a berth in the Allstate Sugar Bowl in 2019.
- Led Baylor with 5.5 sacks and nine tackles for loss as a sophomore in 2018, earning Second-Team All-Big 12 honors.

- Played in 11 games as a true freshman in 2017 as a reserve DL and led all Big 12 freshman with 3.0 sacks on the season.

PREP - GILMER (TX)

- A three-time All-District choice at DL/TE for Round Rock High near Austin, Texas.
- Racked up 46 tackles, 14 tackles for loss and 8.0 sacks as a senior in 2016.
- Earned District Defensive Lineman of the Year and Second-Team All-Central Texas as a junior in 2015.

JAMES LYNCH'S NFL REGULAR SEASON DEFENSIVE STATISTICS

DATE	TEAM	GP	TACKLES							INTERCEPTIONS						O. FUMB				ST				MISC				
			GS	TK	S	A	TFL	YDS	SK	YDS	QBH	NO	YDS	LG	TD	PD	FF	FR	TD	YDS	TK	S	A	FF	FR	S	A	
2022	Vikings	15	2	20	11	9	1	1	0.0	0.0	0	0	0	0	0	0	0	0	0	0	0	0	0	0	0	0	0	0
2021	Vikings	13	1	30	18	12	2	9	1.0	8.0	1	0	0	0	0	0	0	1	0	0	0	0	0	0	0	0	0	
2020	Vikings	9	0	3	2	1	1	8	1.0	8.0	1	0	0	0	0	0	0	0	0	0	0	0	0	0	0	0	0	
NFL TOTALS		37	3	53	31	22	4	18	2.0	16.0	2	0	0	0	0	0	0	1	0	0	0	0	0	0	0	0	0	

JAMES LYNCH'S NFL POSTSEASON DEFENSIVE STATISTICS

DATE	TEAM	GP	TACKLES							INTERCEPTIONS						O. FUMB				ST				MISC			
			GS	TK	S	A	TFL	YDS	SK	YDS	QBH	NO	YDS	LG	TD	PD	FF	FR	TD	YDS	TK	S	A	FF	FR	S	A
2022	Vikings	1	0	1	0	1	0	0	0.0	0.0	0	0	0	0	0	0	0	0	0	0	0	0	0	0	0	0	0
NFL TOTALS		1	0	1	0	1	0	0	0.0	0.0	0	0	0	0	0	0	0	0	0	0	0	0	0	0	0	0	0

SINGLE-GAME HIGHS: DEFENSIVE

Total Tackles	5 at SF, Nov 28, 2021	Fumble Recoveries	1 vs. DET, Oct 10, 2021
Solo Tackles	3 at GB, Jan 02, 2022 ...2 more at 3.	Tackles For Loss	1 at GB, Jan 02, 2022 ...2 more at 1.
Sacks	1.0 at CAR, Oct 17, 2021 ...1 more at 1.0.		

2022 GAME-BY-GAME REGULAR-SEASON STATISTICS (VIKINGS)

DATE	OPPONENT	P/S	TACKLES							INTERCEPTIONS						O. FUMB				ST				MISC																
			TK	S	A	SK	YDS	TFL	YDS	QBH	NO	YDS	LG	TD	PD	FF	FR	TD	YDS	TK	S	A	FF	FR	S	A	W/L	SCORE												
09/11	Packers	P	1	0	1	0.0	0.0	0	0	0	0	0	0	0	0	0	0	0	0	0	0	0	0	0	0	0	0	W	23-7											
09/19	at Eagles	P	0	0	0	0.0	0.0	0	0	0	0	0	0	0	0	0	0	0	0	0	0	0	0	0	0	0	0	L	7-24											
09/25	Lions	P	1	0	1	0.0	0.0	0	0	0	0	0	0	0	0	0	0	0	0	0	0	0	0	0	0	0	W	28-24												
10/02	at Saints	P	1	0	1	0.0	0.0	0	0	0	0	0	0	0	0	0	0	0	0	0	0	0	0	0	0	0	W	28-25												
10/09	Bears	P	1	1	0	0.0	0.0	0	0	0	0	0	0	0	0	0	0	0	0	0	0	0	0	0	0	0	W	29-22												
10/16	at Dolphins	P	1	1	0	0.0	0.0	0	0	0	0	0	0	0	0	0	0	0	0	0	0	0	0	0	0	0	W	24-16												
10/30	Cardinals	P	1	1	0	0.0	0.0	0	0	0	0	0	0	0	0	0	0	0	0	0	0	0	0	0	0	0	W	34-26												
11/06	at Commander s	S	2	1	1	0.0	0.0	0	0	0	0	0	0	0	0	0	0	0	0	0	0	0	0	0	0	0	W	20-17												
11/13	at Bills	P	5	4	1	0.0	0.0	1	1	0	0	0	0	0	0	0	0	0	0	0	0	0	0	0	0	0	W	33-30+												
11/20	Cowboys	P	1	1	0	0.0	0.0	0	0	0	0	0	0	0	0	0	0	0	0	0	0	0	0	0	0	0	L	3-40												
11/24	Patriots	P	2	1	1	0.0	0.0	0	0	0	0	0	0	0	0	0	0	0	0	0	0	0	0	0	0	0	W	33-26												
12/04	Jets	P	1	0	1	0.0	0.0	0	0	0	0	0	0	0	0	0	0	0	0	0	0	0	0	0	0	0	W	27-22												
12/11	at Lions	P	1	1	0	0.0	0.0	0	0	0	0	0	0	0	0	0	0	0	0	0	0	0	0	0	0	0	L	23-34												
12/17	Colts	P	2	0	2	0.0	0.0	0	0	0	0	0	0	0	0	0	0	0	0	0	0	0	0	0	0	0	W	39-36+												
12/24	Giants	S	0	0	0	0.0	0.0	0	0	0	0	0	0	0	0	0	0	0	0	0	0	0	0	0	0	0	W	27-24												
01/01	at Packers		INACTIVE																																	L	17-41			
01/08	at Bears		ON INACTIVE LIST																																				W	29-13
2022 TOTALS		15-2	20	11	9	0.0	0.0	1	1	0	0	0	0	0	0	0	0	0	0	0	0	0	0	0	0	0	0	13-4												

+ - Overtime

2021 GAME-BY-GAME REGULAR-SEASON STATISTICS (VIKINGS)

DATE	OPPONENT	P/S	TACKLES						INTERCEPTIONS					O. FUMB				ST				MISC		W/L	SCORE		
			TK	S	A	SK	YDS	TFL	YDS	QBH	NO	YDS	LG	TD	PD	FF	FR	TD	YDS	TK	S	A	FF			FR	S
09/12	at Bengals																									L	24-27+
09/19	at Cardinals																									L	33-34
09/26	Seahawks																									W	30-17
10/03	Browns																									L	7-14
10/10	Lions	P	2	1	1	0.0	0.0	0	0	0	0	0	0	0	0	1	0	0	0	0	0	0	0	0	0	W	19-17
10/17	at Panthers	P	2	1	1	1.0	8.0	1	8	1	0	0	0	0	0	0	0	0	0	0	0	0	0	0	0	W	34-28+
10/31	Cowboys	P	0	0	0	0.0	0.0	0	0	0	0	0	0	0	0	0	0	0	0	0	0	0	0	0	0	L	16-20
11/07	at Ravens	P	3	1	2	0.0	0.0	0	0	0	0	0	0	0	0	0	0	0	0	0	0	0	0	0	0	L	31-34+
11/14	at Chargers	P	4	3	1	0.0	0.0	0	0	0	0	0	0	0	0	0	0	0	0	0	0	0	0	0	0	W	27-20
11/21	Packers	P	2	2	0	0.0	0.0	0	0	0	0	0	0	0	0	0	0	0	0	0	0	0	0	0	0	W	34-31
11/28	at 49ers	S	5	3	2	0.0	0.0	0	0	0	0	0	0	0	0	0	0	0	0	0	0	0	0	0	0	L	26-34
12/05	at Lions	P	0	0	0	0.0	0.0	0	0	0	0	0	0	0	0	0	0	0	0	0	0	0	0	0	0	L	27-29
12/09	Steelers	P	2	1	1	0.0	0.0	0	0	0	0	0	0	0	0	0	0	0	0	0	0	0	0	0	0	W	36-28
12/20	at Bears	P	3	2	1	0.0	0.0	0	0	0	0	0	0	0	0	0	0	0	0	0	0	0	0	0	0	W	17-9
12/26	Rams	P	1	1	0	0.0	0.0	0	0	0	0	0	0	0	0	0	0	0	0	0	0	0	0	0	0	L	23-30
01/02	at Packers	P	4	3	1	0.0	0.0	1	1	0	0	0	0	0	0	0	0	0	0	0	0	0	0	0	0	L	10-37
01/09	Bears	P	2	0	2	0.0	0.0	0	0	0	0	0	0	0	0	0	0	0	0	0	0	0	0	0	0	W	31-17
2021 TOTALS		13-1	30	18	12	1.0	8.0	2	9	1	0	0	0	0	0	1	0	0	0	0	0	0	0	0	0	8-9	

+ - Overtime

2020 GAME-BY-GAME REGULAR-SEASON STATISTICS (VIKINGS)

DATE	OPPONENT	P/S	TACKLES						INTERCEPTIONS					O. FUMB				ST				MISC		W/L	SCORE		
			TK	S	A	SK	YDS	TFL	YDS	QBH	NO	YDS	LG	TD	PD	FF	FR	TD	YDS	TK	S	A	FF			FR	S
09/13	Packers																									L	34-43
09/20	at Colts																									L	11-28
09/27	Titans																									L	30-31
10/04	at Texans																									W	31-23
10/11	at Seahawks	P	1	1	0	1.0	8.0	1	8	1	0	0	0	0	0	0	0	0	0	0	0	0	0	0	0	L	26-27
10/18	Falcons	P	0	0	0	0.0	0.0	0	0	0	0	0	0	0	0	0	0	0	0	0	0	0	0	0	0	L	23-40
11/01	at Packers	P	0	0	0	0.0	0.0	0	0	0	0	0	0	0	0	0	0	0	0	0	0	0	0	0	0	W	28-22
11/08	Lions																									W	34-20
11/16	at Bears																									W	19-13
11/22	Cowboys	P	1	1	0	0.0	0.0	0	0	0	0	0	0	0	0	0	0	0	0	0	0	0	0	0	0	L	28-31
11/29	Panthers	P	0	0	0	0.0	0.0	0	0	0	0	0	0	0	0	0	0	0	0	0	0	0	0	0	0	W	28-27
12/06	Jaguars																									W	27-24+
12/13	at Buccaneers	P	1	0	1	0.0	0.0	0	0	0	0	0	0	0	0	0	0	0	0	0	0	0	0	0	0	L	14-26
12/20	Bears	P	0	0	0	0.0	0.0	0	0	0	0	0	0	0	0	0	0	0	0	0	0	0	0	0	0	L	27-33
12/25	at Saints	P	0	0	0	0.0	0.0	0	0	0	0	0	0	0	0	0	0	0	0	0	0	0	0	0	0	L	33-52
01/03	at Lions	P	0	0	0	0.0	0.0	0	0	0	0	0	0	0	0	0	0	0	0	0	0	0	0	0	0	W	37-35
2020 TOTALS		9-0	3	2	1	1.0	8.0	1	8	1	0	0	0	0	0	0	0	0	0	0	0	0	0	0	0	7-9	

+ - Overtime

2022 GAME-BY-GAME POSTSEASON STATISTICS (VIKINGS)

DATE	OPPONENT	P/S	TACKLES						INTERCEPTIONS					O. FUMB				ST				MISC		W/L	SCORE		
			TK	S	A	SK	YDS	TFL	YDS	QBH	NO	YDS	LG	TD	PD	FF	FR	TD	YDS	TK	S	A	FF			FR	S
01/15	Giants	P	1	0	1	0.0	0.0	0	0	0	0	0	0	0	0	0	0	0	0	0	0	0	0	0	0	L	24-31
2022 TOTALS		1-0	1	0	1	0.0	0.0	0	0	0	0	0	0	0	0	0	0	0	0	0	0	0	0	0	0	0-1	



**GARETT
MAAG**

(MAWG)

82

WIDE RECEIVER

Ht: 6-4

DOB: 4-30-00

Vikings Season: Rookie

Acquired: UDFA '23

Wt: 209

College: North Dakota

NFL Season: Rookie



2022 GP/GS

0/0

CAREER GP/GS

0/0

PLAYOFF GP/GS

0/0

KEY TRANSACTIONS

- Signed with the Vikings June 2, 2023 as an undrafted free agent.

OFF THE FIELD

- Born and raised in Inver Grove Heights, Minn.

COLLEGE - NORTH DAKOTA

- Started all 11 games in 2022 as a fifth-year senior, totaled 41 receptions for 540 yards and five touchdowns, all marks which were ranked second on the team.
- Ranked 10th in the conference in touchdowns receiving (five), and tenth in the MVFC in total yards receiving (540) and receptions per game (3.4)
- Selected as a team captain in 2021 and 2022.
- Recorded 21 catches for 266 yards and two touchdowns in nine starts in 2021 season
- Led the Fighting Hawks with 523 yards receiving and 74.7 yards per game in 2020, starting all seven contests with two touchdowns.
- Saw action in all 12 games with 11 starts his sophomore year. He finished second on the team with 59 receptions and five touchdowns.
- Appeared in 10 games and made one start in his debut season in 2018, finishing second on the team with 266 yards and five touchdowns.

HONORS

- MVFC Commissioner's Academic Excellence Award (2021)
- All-MVFC Honorable Mention (2020)

PREP - ST. CROIX LUTHERAN ACADEMY

- Attended St. Croix Lutheran Academy in St. Paul, Minn.



ALEXANDER MATTISON



2

RUNNING BACK

Ht: 5-11

DOB: 6-19-98

Vikings Season: 5

Acquired: D3 '19

Wt: 215

College: Boise State

NFL Season: 5

2022 GP/GS

17/0

CAREER GP/GS

59/6

PLAYOFF GP/GS

3/0

KEY TRANSACTIONS

- Drafted in the third round (102nd overall) by Minnesota in 2019.

OFF THE FIELD

- Has two older twin brothers, Lamarr and Darrell Jr.
- Father, Darrell, and grandfather, James Mattison, served in the Air Force and uncle, Lawrence Mattison, served in the Army.
- Participated in The Power to Change movement.
- Was featured as a speaker at the Integrated New Families Opportunity graduation at Ecclesia Christian Center in 2015.
- Active in Make-A-Wish programs at Boise State.
- Teammates with Vikings G Ezra Cleveland, who was drafted in the second round in 2020, at Boise State.

CAREER NOTES

- Made four starts in 2021 in place of RB Dalvin Cook. Notched career highs in rushing yards (491), rushing attempts (134) and rushing touchdowns (three).
- Scored two TDs at Detroit (1/3/21), his 1st career multi-TD game, scoring a rushing and receiving TD.
- Started a pair of games in place of Dalvin Cook in 2020, his 1st career starts (vs. Atlanta and at Detroit).
- Scored his first NFL TD vs. Oakland (9/22/19), a 10-yard rush.
- Pick No. 102 is the same as Kirk Cousins (Washington, 2012).
- The first Boise State Bronco to be drafted by the Vikings.
- The lone Bronco drafted in 2019, joins a list of recent RBs from the school selected that includes Jay Ajayi (2015, 5th round) and Doug Martin (2012, 1st round).
- Entered the NFL Draft following his junior season at Boise State, ranking 10th in Broncos history with 2,829 rushing yards.

2022 - Minnesota Vikings

- Tallied his first career multi-rushing touchdown game at Chicago in Week 18 and set a new single-season high of five rushing touchdowns (1/8/23).
- Recorded a 14-yard rushing touchdown, marking his third on the season and the ninth of his career (12/4).
- Tallied his eighth career rushing touchdown and second of the season (10/30).
- Appeared in his first matchup against the Saints and caught a 15-yard touchdown pass from Cousins on the first drive of the game, which marked his third career receiving TD and 10th TD overall (10/2).
- Notched his first touchdown of the season, a 6-yard touchdown run, against Detroit (9/25).
- Had 20 carries for 90 yards, including a 16-yard rush against Green Bay (9/11).

2021 - Minnesota Vikings

- Appeared in 16 games, making four starts. Finished the season with career highs in rushing yards (491), rushing attempts (134) and rushing touchdowns (3).
- Made his fourth start of the season and rushed for his third touchdown of the season, a new single-season career high (12/26).
- Activated from Reserve/COVID-19 prior to Week 16.
- Placed on Reserve/COVID-19 prior to Week 15 at Chicago.
- Had six carries for 27 rushing yards against Pittsburgh (12/9).
- Started his third game of the season and rushed for his second touchdown of the season and fifth in his career (12/5).
- Tallied his first rushing touchdown on the season and fourth of his career (11/28).
- Rushed for a career-high 113 yards and now has three games with 100+ rushing yards. Also created a career-long 48-yard run over the Lions (10/10).
- Recorded his first receiving touchdown of the season against Detroit (10/10).
- Matched his single-game career high of 112 rushing yards in a single game against Seattle, his longest rush for 24 yards (9/26).
- Reached a single-game career high of 59 receiving yards, his longest reception for 23 yards vs. Seattle (9/26).
- Recorded a single-game career high of 6 receptions against Seattle on 9/26.

- Recorded three rushing attempts for 11 yards and one catch for 17 yards in Week 2 at Arizona (9/19).
- Had one carry for two yards and one catch for four yards in the Week 1 game at Cincinnati (9/12).

2020 - Minnesota Vikings

- Started games vs. Atlanta (10/18) and at Detroit (1/3/21), his first starts of his career.
- Had a game-high 95 yards rushing and added 50 yards receiving, scoring a rushing and receiving TD in a game for the first time in his career at Detroit (1/3/21), scoring on a 28-yard pass from Kirk Cousins and on a two-yard run.
- Inactive for game at New Orleans (12/25).
- Returned to lineup vs. Chicago (12/20), catching a 14-yard pass and carrying once for one yard.
- Inactive vs. Jacksonville (12/6) and at Tampa Bay (12/13).
- Finished game vs. Detroit (11/8) with 69 yards on 12 carries in relief of Dalvin Cook, who had rushed for 206 yards, giving the team 275 yards on the ground.
- Started first career game when Dalvin Cook was inactive with injury vs. Atlanta (10/18).
- Had first career 100-yard day at Seattle (10/11), going for 112 yards on 20 carries and added 24 yards on three catches after replacing an injured Dalvin Cook for the second half in a narrow 27-26 loss on *Sunday Night Football*.
- Scored first TD of the season at Houston (10/4) on a four-yard run in the fourth quarter, the final Vikings score in their 31-23 win, the first victory of the season.
- Tied for team-high with 50 rushing yards, including team-long 21-yarder, and had second-most catches by a Viking with four in season-opener vs. Green Bay (9/13).

2019 - Minnesota Vikings

- Finished the 2019 regular season with 100 carries for 462 yards (4.6 avg.) and 10 receptions for 82 yards.
- Made his NFL debut vs. Atlanta (9/8), carrying 9 times for 49 yards with a long rush of 23 yards.
- Scored his first career TD on a 10-yard rush vs. Oakland (9/22), ending the day with 12 carries for 58 yards and one TD.
- Hauled in his first career reception at Chicago (9/29).
- Led the team and set career high with 62 rushing yards vs. Philadelphia (10/13) with career-long 35-yard run.
- Rushed for 61 yards on 13 carries vs. Washington (10/24) and added two receptions for three yards.
- Had 73 scrimmage yards at Seattle (12/2) with 51 receiving yards on four receptions.
- Inactive with an injury Weeks 15-17.
- Made his NFL postseason debut in the Wild Card win at New Orleans (1/5/20), rushing five times for 20 yards and catching one pass for 10 yards.

COLLEGE - BOISE STATE

- Played in all 40 games during his Boise career, helping team to Mountain West title in 2017 and capping that season with a win over Oregon in the Las Vegas Bowl to finish 11-3.
- Two-time Academic All-Mountain West (2016-17).
- Became the first Boise player to claim a Mountain West rushing crown in 2018, ranking 8th in the country with 1,415 rushing yards. Also ranked third in the FBS with 302 rushing attempts and tied for seventh with 17 rushing TDs (first in the MWC).
- Ended Broncos career tied for second in school history with three games of 200+ rushing yards while also posting 10 games with 100+ rushing yards.
- Tied school record with 40 rushes vs. Fresno State (12/1/18).

PREP - SAN BERNADINO (CA)

- Three-star recruit from San Bernardino (CA) HS.
- Ran for 2,000+ yards each of his final two seasons, going for 2,017 yards and 26 TDs in 2014 and 2,057 with 22 TDs in 2015.
- Won a league wrestling title at 195 pounds and was named all-league as a junior.
- Won the Mountain Valley League title in the 110 hurdles.
- Boasted a 4.7 cumulative grade-point average.

ALEXANDER MATTISON'S NFL REGULAR SEASON RUSHING/RECEIVING STATISTICS

DATE	TEAM	RUSHING							RECEIVING				
		GP	GS	NO.	YDS.	AVG.	LG	TD	NO.	YDS.	AVG.	LG	TD
2022	Vikings	17	0	74	283	3.8	15	5	15	91	6.1	16	1
2021	Vikings	16	4	134	491	3.7	48	3	32	228	7.1	24	1
2020	Vikings	13	2	96	434	4.5	25	2	13	125	9.6	28t	1
2019	Vikings	13	0	100	462	4.6	35	1	10	82	8.2	17	0
NFL TOTALS		59	6	404	1,670	4.1	48	11	70	526	7.5	28T	3

ALEXANDER MATTISON'S NFL POSTSEASON RUSHING/RECEIVING STATISTICS

		RUSHING							RECEIVING				
DATE	TEAM	GP	GS	NO.	YDS.	AVG.	LG	TD	NO.	YDS.	AVG.	LG	TD
2022	Vikings	1	0	0	0	0.0	0	0	1	2	2.0	2	0
2019	Vikings	2	0	6	23	3.8	16	0	1	10	10.0	10	0
NFL TOTALS		3	0	6	23	3.8	16	0	2	12	6.0	10	0

SINGLE-GAME HIGHS: RUSHING/RECEIVING

Rush Attempts	26 vs. SEA, Sep 26, 2021	Longest Receptions	28t at DET, Jan 03, 2021
Rushing Yards	113 vs. DET, Oct 10, 2021	Receiving TDs	1 vs. DET, Oct 10, 2021
Rushing Average	7.4 at NYG, Oct 06, 2019		...1 more at 1.
Longest Runs	48 vs. DET, Oct 10, 2021	All-Purpose Yards	171 vs. SEA, Sep 26, 2021
Rushing TDs	1 vs. LAR, Dec 26, 2021	Kickoff Returns	1 at SF, Nov 28, 2021
	...5 more at 1.	Kickoff Return Yards	18 at SF, Nov 28, 2021
Receptions	7 vs. DET, Oct 10, 2021	Longest Kickoff Return	18 at SF, Nov 28, 2021
Receiving Yards	59 vs. SEA, Sep 26, 2021	Most TDs	2 at DET, Jan 03, 2021
Receiving Average	16.7 at DET, Jan 03, 2021		

SINGLE-GAME HIGHS - POSTSEASON: RUSHING/RECEIVING

Rush Attempts	5 at NO, Jan 05, 2020	Receiving Yards	10 at NO, Jan 05, 2020
Rushing Yards	20 at NO, Jan 05, 2020	Longest Receptions	10 at NO, Jan 05, 2020
Longest Runs	16 at NO, Jan 05, 2020	All-Purpose Yards	30 at NO, Jan 05, 2020
Receptions	1 at NO, Jan 05, 2020		

100-YARD RUSHING GAMES (3): REGULAR SEASON

DATE	TEAM	ATT.	YDS.	AVG.	LG	TD
10/11/20	at Seahawks	20	112	5.6	25	0
09/26/21	SEAHAWKS	26	112	4.3	24	0
10/10/21	LIONS	25	113	4.5	48	0

2022 GAME-BY-GAME REGULAR-SEASON STATISTICS (VIKINGS)

		RUSHING							RECEIVING						
DATE	OPPONENT	P/S	NO.	YDS.	AVG.	LG	TD	NO.	YDS.	AVG.	LG	TD	W/L	SCORE	
09/11	Packers	P	8	36	4.5	10	0	0	0	0.0	0	0	W	23-7	
09/19	at Eagles	P	2	8	4.0	5	0	3	6	2.0	7	0	L	7-24	
09/25	Lions	P	7	28	4.0	9	1	1	16	16.0	16	0	W	28-24	
10/02	at Saints	P	3	3	1.0	2	0	1	15	15.0	15t	1	W	28-25	
10/09	Bears	P	9	19	2.1	7	0	3	21	7.0	11	0	W	29-22	
10/16	at Dolphins	P	1	3	3.0	3	0	0	0	0.0	0	0	W	24-16	
10/30	Cardinals	P	5	40	8.0	15	1	0	0	0.0	0	0	W	34-26	
11/06	at Commanders	P	2	1	0.5	2	0	1	0	0.0	0	0	W	20-17	
11/13	at Bills	P	3	11	3.7	9	0	1	8	8.0	8	0	W	33-30+	
11/20	Cowboys	P	2	0	0.0	3	0	1	8	8.0	8	0	L	3-40	
11/24	Patriots	P	3	11	3.7	8	0	0	0	0.0	0	0	W	33-26	
12/04	Jets	P	3	14	4.7	14t	1	2	4	2.0	3	0	W	27-22	
12/11	at Lions	P	2	-1	-0.5	0	0	0	0	0.0	0	0	L	23-34	
12/17	Colts	P	2	1	0.5	1	0	0	0	0.0	0	0	W	39-36+	
12/24	Giants	P	4	17	4.3	13	0	0	0	0.0	0	0	W	27-24	
01/01	at Packers	P	8	38	4.8	12	0	1	7	7.0	7	0	L	17-41	
01/08	at Bears	P	10	54	5.4	11	2	1	6	6.0	6	0	W	29-13	
2022 TOTALS		17-0	74	283	3.8	15	5	15	91	6.1	16	1	13-4		

+ - Overtime

2021 GAME-BY-GAME REGULAR-SEASON STATISTICS (VIKINGS)

DATE	OPPONENT	P/S	RUSHING					RECEIVING					W/L	SCORE
			NO.	YDS.	AVG.	LG	TD	NO.	YDS.	AVG.	LG	TD		
09/12	at Bengals	P	1	2	2.0	2	0	1	4	4.0	4	0	L	24-27+
09/19	at Cardinals	P	3	11	3.7	6	0	1	17	17.0	17	0	L	33-34
09/26	Seahawks	S	26	112	4.3	24	0	6	59	9.8	23	0	W	30-17
10/03	Browns	P	10	20	2.0	6	0	0	0	0.0	0	0	L	7-14
10/10	Lions	S	25	113	4.5	48	0	7	40	5.7	15t	1	W	19-17
10/17	at Panthers	P	3	10	3.3	5	0	0	0	0.0	0	0	W	34-28+
10/31	Cowboys	P	2	5	2.5	4	0	2	-5	-2.5	-2	0	L	16-20
11/07	at Ravens	P	4	0	0.0	2	0	1	3	3.0	3	0	L	31-34+
11/14	at Chargers	P	4	16	4.0	7	0	1	24	24.0	24	0	W	27-20
11/21	Packers	P	3	5	1.7	3	0	0	0	0.0	0	0	W	34-31
11/28	at 49ers	P	7	21	3.0	7	1	2	7	3.5	5	0	L	26-34
12/05	at Lions	S	22	90	4.1	11	1	3	34	11.3	16	0	L	27-29
12/09	Steelers	P	6	27	4.5	14	0	0	0	0.0	0	0	W	36-28
12/20	at Bears												W	17-9
12/26	Rams												L	23-30
01/02	at Packers	P	0	0	0.0	0	0	4	13	3.3	7	0	L	10-37
01/09	Bears	P	5	18	3.6	9	0	1	3	3.0	3	0	W	31-17
2021 TOTALS		15-3	121	450	3.7	48	2	29	199	6.9	24	1	8-9	

+ - Overtime

2020 GAME-BY-GAME REGULAR-SEASON STATISTICS (VIKINGS)

DATE	OPPONENT	P/S	RUSHING					RECEIVING					W/L	SCORE
			NO.	YDS.	AVG.	LG	TD	NO.	YDS.	AVG.	LG	TD		
09/13	Packers	P	6	50	8.3	21	0	4	30	7.5	9	0	L	34-43
09/20	at Colts	P	3	13	4.3	11	0	1	3	3.0	3	0	L	11-28
09/27	Titans	P	8	27	3.4	15	0	0	0	0.0	0	0	L	30-31
10/04	at Texans	P	7	17	2.4	4t	1	0	0	0.0	0	0	W	31-23
10/11	at Seahawks	P	20	112	5.6	25	0	3	24	8.0	14	0	L	26-27
10/18	Falcons	S	10	26	2.6	16	0	1	4	4.0	4	0	L	23-40
11/01	at Packers	P	3	8	2.7	3	0	0	0	0.0	0	0	W	28-22
11/08	Lions	P	12	69	5.8	18	0	0	0	0.0	0	0	W	34-20
11/16	at Bears	P	2	4	2.0	4	0	0	0	0.0	0	0	W	19-13
11/22	Cowboys	P	1	6	6.0	6	0	0	0	0.0	0	0	L	28-31
11/29	Panthers	P	2	6	3.0	4	0	0	0	0.0	0	0	W	28-27
12/06	Jaguars												W	27-24+
12/13	at Buccaneers												L	14-26
12/20	Bears	P	1	1	1.0	1	0	1	14	14.0	14	0	L	27-33
12/25	at Saints												L	33-52
01/03	at Lions	S	21	95	4.5	20	1	3	50	16.7	28t	1	W	37-35
2020 TOTALS		13-2	96	434	4.5	25	2	13	125	9.6	28T	1	7-9	

+ - Overtime

2019 GAME-BY-GAME REGULAR-SEASON STATISTICS (VIKINGS)

DATE	OPPONENT	P/S	RUSHING					RECEIVING					W/L	SCORE
			NO.	YDS.	AVG.	LG	TD	NO.	YDS.	AVG.	LG	TD		
09/08	Falcons	P	9	49	5.4	23	0	0	0	0.0	0	0	W	28-12
09/15	at Packers	P	4	25	6.3	14	0	0	0	0.0	0	0	L	16-21
09/22	Raiders	P	12	58	4.8	21	1	0	0	0.0	0	0	W	34-14
09/29	at Bears	P	2	5	2.5	3	0	1	8	8.0	8	0	L	6-16
10/06	at Giants	P	7	52	7.4	19	0	0	0	0.0	0	0	W	28-10
10/13	Eagles	P	14	63	4.5	35	0	0	0	0.0	0	0	W	38-20
10/20	at Lions	P	7	18	2.6	9	0	0	0	0.0	0	0	W	42-30
10/24	Redskins	P	13	61	4.7	28	0	2	3	1.5	4	0	W	19-9
11/03	at Chiefs	P	3	6	2.0	3	0	0	0	0.0	0	0	L	23-26
11/10	at Cowboys	P	8	52	6.5	16	0	1	2	2.0	2	0	W	28-24
11/17	Broncos	P	3	5	1.7	6	0	0	0	0.0	0	0	W	27-23
12/02	at Seahawks	P	4	22	5.5	15	0	4	51	12.8	17	0	L	30-37
12/08	Lions	P	14	46	3.3	9	0	2	18	9.0	9	0	W	20-7
12/15	at Chargers												W	39-10
12/23	Packers												L	10-23
12/29	Bears												L	19-21
2019 TOTALS		13-0	100	462	4.6	35	1	10	82	8.2	17	0	10-6	

2022 GAME-BY-GAME POSTSEASON STATISTICS (VIKINGS)

DATE	OPPONENT	P/S	RUSHING					RECEIVING					W/L	SCORE
			NO.	YDS.	AVG.	LG	TD	NO.	YDS.	AVG.	LG	TD		
01/15	Giants	P	0	0	0.0	0	0	1	2	2.0	2	0	L	24-31
2022 TOTALS		1-0	0	0	0.0	0	0	1	2	2.0	2	0	0-1	

2019 GAME-BY-GAME POSTSEASON STATISTICS (VIKINGS)

DATE	OPPONENT	P/S	RUSHING					RECEIVING					W/L	SCORE
			NO.	YDS.	AVG.	LG	TD	NO.	YDS.	AVG.	LG	TD		
01/05	at Saints	P	5	20	4.0	16	0	1	10	10.0	10	0	W	26-20+
01/11	at 49ers	P	1	3	3.0	3	0	0	0	0.0	0	0	L	10-27
2019 TOTALS		2-0	6	23	3.8	16	0	1	10	10.0	10	0	1-1	

+ - Overtime



DEWAYNE MCBRIDE



37

RUNNING BACK

Ht: 5-10

Wt: 209

DOB: 7-8-01

College: UAB

Vikings Season: Rookie **NFL Season:** Rookie

Acquired: D7'23

2022 GP/GS

0/0

CAREER GP/GS

0/0

PLAYOFF GP/GS

0/0

KEY TRANSACTIONS

- Drafted in the seventh round (No. 222 overall) of the 2023 NFL Draft out of UAB.

OFF THE FIELD

- Son of DeWayne McBride and Melissa Hill.

COLLEGE - UAB

- Finished the 2022 regular season as the nation's leading rusher (1,713) and also led the nation in rushing yards per game (155.7) and yards per carry (7.35).
- Second in the nation in rushing touchdowns with 19 in 2022.
- Rushed for more than 100 yards in 10 of 11 games, including three 200-yard games in 2022.
- Was named the C-USA Offensive Player of the Week three times during the 2022 season.
- In 13 games in 2021, had 204 carries for 1,371 yards and 13 touchdowns, averaging 6.72 yards per carry, the fifth-highest average in the nation.
- Had 47 carries for 439 yards and four touchdowns in six games as a freshman in 2020.

HONORS

- Walter Camp Second-Team All-American (2022)
- Pro Football Focus Second-Team All-American (2022)
- The Sporting News Second-Team All-American (2022)
- Associated Press Third-Team All-American (2022)
- Phil Steele Third-Team All-American (2022)
- Conference USA Offensive Player of the Year (2022)
- Doak Walker Award Semifinalist (2022, Only G5 Player)
- Maxwell Award Semifinalist (2022, Only G5 Player)
- Second-Team All-Conference USA (2021)

HIGH SCHOOL - VANGUARD

- Rated a three-star prospect.
- Played for Coach Edwin Farmer at Vanguard High School (Fla.)



JOSHUA METELLUS



44

SAFETY

Ht: 5-11

DOB: 1-21-98

Vikings Season: 4

Acquired: D6b '20

Wt: 207

College: Michigan

NFL Season: 4

2022 GP/GS

17/3

CAREER GP/GS

48/3

PLAYOFF GP/GS

1/0

KEY TRANSACTIONS

- Selected in the sixth round (No. 205 overall) of the 2020 NFL Draft, the fourth of five DBs drafted by the Vikings and the ninth of 10 players drafted from Michigan in 2020, second only to LSU's 14.

OFF THE FIELD

- Graduated with a bachelor's degree in sport management.
- Had a son, Joshua Syx Metellus, with his wife Haley in spring 2021.

CAREER NOTES

- Named Vikings 2020 Special Teams Player of the Year as part of annual Minnesota Football Honors program.
- Was elevated from practice squad to 53-man roster and played in 1st career game at Indianapolis (9/20/20).
- Three-time All-Big Ten honoree (2017-19) and was tabbed a First-Team All-Big Ten selection by *The Associated Press* in 2018.
- Played in first career game at Indianapolis (9/20/20).
- High school and college teammate Devin Bush, Jr., was a first-round selection by the Steelers in 2019.

2022 - Minnesota Vikings

- Notched his first career start at safety and had 11 tackles, one interception and two passes defended on the day (9/25).
- Made his second career start at safety and totaled nine tackles (seven solo) at Detroit (12/11).
- Blocked his first punt of his career and the first by the Vikings since Eric Wilson blocked a punt in Atlanta in 2019 (12/24).
- Blocked his second punt, becoming the first NFL player to block a punt in two consecutive games since 1995 (1/1/23).
- Made his third career start in Week 18 at Chicago and recorded a single-game high of three passes defended (1/8/23).
- Appeared on special teams in his postseason debut against New York Giants (1/15/23).

2021 - Minnesota Vikings

- Appeared in 16 games. Had career highs in total tackles with six, including four solo (career-high) and one pass defended.
- Played in his 30th career game (1/2).
- Recorded his first defensive tackle of the season and of his career. He also had one special teams tackle (11/28).
- Activated from Reserve/COVID-19 prior to Game 12.
- Placed on Reserve/COVID-19 prior to Game 11.
- Appeared on special teams in Weeks 1 - 9.

2020 - Minnesota Vikings

- Played in final 15 games of season.
- Had second straight game with FR vs. Dallas (11/22).
- Recovered fumble on punt coverage at Chicago (11/16), a win on *Monday Night Football*.
- Led team with four special teams stops vs. Detroit (11/8).
- Played on defense at Green Bay (11/1).
- Played at Houston (10/4) and had two tackles on coverage units.
- Played on special teams vs. Tennessee (9/27).
- Played in first career game at Indianapolis (9/20). Moving from practice squad to 53-man roster days before game.
- Released in final roster cuts following training camp but returned on practice squad where he spent the season-opening week and game vs. Green Bay (9/13).

COLLEGE - MICHIGAN

- Started all 13 games as a senior, 12 as a junior, 13 as a sophomore and one as a true freshman in 2016.
- Notched career-high 74 tackles in 2019 and 3 INT in 2018.

- Had team-high 11 tackles vs. Alabama in the 2020 Citrus Bowl.
- Michigan went 10-3 in 2016 and 2018, 9-4 in 2019 and 8-5 in 2017. Went to Orange Bowl vs. Florida State ('16), Outback vs. South Carolina ('17), Peach vs. Florida ('18) and Citrus ('19).
- Part of the Pro Football Focus College Big Ten Defensive Team of the Week for his games against Middle Tennessee State, Army, Notre Dame and Michigan State in 2019.
- Returned a 73-yard INT for TD against SMU in 2018.

PREP - FLANAGAN (FL)

- Attended Flanagan High in Pembroke Pines, Florida, in greater Miami and was coached by Devin Bush, Sr.
- Helped Flanagan to Class 8A state title in 2015, part of a turnaround under Coach Bush, a former Super Bowl winner, who led Flanagan from a team that had never made the state playoffs to the state semis in 2014 and the title in 2015.
- A 4-star prospect and rated No. 21 safety in nation by ESPN.

JOSH METELLUS' NFL REGULAR SEASON DEFENSIVE STATISTICS

DATE	TEAM	GP	TACKLES								INTERCEPTIONS						O. FUMB				ST				MISC		
			GS	TK	S	A	TFL	YDS	SK	YDS	QBH	NO	YDS	LG	TD	PD	FF	FR	TD	YDS	TK	S	A	FF	FR	S	A
2022	Vikings	17	3	31	25	6	1	2	0.0	0.0	0	1	0	0	0	5	0	0	0	0	11	8	3	0	0	0	0
2021	Vikings	16	0	7	4	3	0	0	0.0	0.0	0	0	0	0	0	1	0	0	0	0	6	4	2	0	0	0	0
2020	Vikings	15	0	0	0	0	0	0	0.0	0.0	0	0	0	0	0	0	0	0	0	0	9	8	1	0	2	0	0
NFL TOTALS		48	3	38	29	9	1	2	0.0	0.0	0	1	0	0	0	6	0	0	0	0	26	20	6	0	2	0	0

SINGLE-GAME HIGHS: DEFENSIVE

Total Tackles
Solo Tackles
Passes Defensed

6 vs. CHI, Jan 09, 2022
 4 vs. CHI, Jan 09, 2022
 1 vs. CHI, Jan 09, 2022

Special Teams Tackles
Special Teams Fumble Recoveries

4 vs. DET, Nov 08, 2020
 1 vs. DAL, Nov 22, 2020
 ...1 more at 1.



NICHOLAS MULLENS



12

QUARTERBACK

Ht: 6-0

DOB: 3-21-95

Vikings Season: 2

Acquired: T (LV) '22

Wt: 210

College: Southern Mississippi

NFL Season: 6

2022 GP/GS

0/0

CAREER GP/GS

20/17

PLAYOFF GP/GS

0/0

KEY TRANSACTIONS

- Signed as UDFA with the San Francisco 49ers on 5/5/17.
- Waived by San Francisco on 9/2/17.
- Released by San Francisco on 9/3/17.
- Signed to San Francisco's practice squad on 9/3/17.
- Released by San Francisco on 9/3/17.
- Activated by San Francisco on 2/5/18.
- Waived by San Francisco on 9/1/18.
- Signed to San Francisco's practice squad on 9/2/18.
- Released by San Francisco on 9/26/18.
- Signed by San Francisco on 9/26/18.
- Re-signed with San Francisco on 5/1/20.
- Activated by San Francisco on 10/14/20.
- Placed on Reserved/Injured by San Francisco on 12/25/20.
- Signed with the Philadelphia Eagles on 6/17/21.
- Released by Philadelphia on 8/28/21.
- Signed with Cleveland on 1/5/22.
- Signed with Las Vegas Raiders on 4/4/22.
- Acquired by Minnesota via trade with Las Vegas on 8/22/22.

OFF THE FIELD

- Full name is Nicholas Clayton Mullens.
- Son of Suzanne and Mark Mullens.
- Has an older brother, Frank, and an older sister, Heather.
- Uncle, Scott Tabor, played baseball at Arkansas, while grandpa, Ernie Tabor, played Major League baseball for the Philadelphia Phillies.
- Majored in marketing.

CAREER NOTES

- Appeared in one contest for the Browns in 2021, spending most of the year on the team's practice squad.
- Played in a career-high 10 games with eight starts for the 49ers in 2020, setting career highs in pass attempts (326), completions (211), completion percentage (64.7 percent) and passing yards (2,437).
- In 2019, was active for all 16 contests and served as the backup quarterback with San Francisco. Started eight contests in 2018, registering career highs in passing TDs (13) and passer rating (90.8).
- Has appeared in 20 games with 17 starts over his four-year career, completing 407-of-630 attempts for 4,861 yards with 26 touchdowns against 22 interceptions for a passer rating of 87.3.

2022 - Minnesota Vikings

- Completed 11-of-13 passes for 116 passing yards in Week 18 at Chicago (1/8/23).
- Threw his first touchdown pass as a Viking and 27th of his career (1/1/23).
- Completed 5-of-7 attempts for 54 yards and a passer rating of 93.8 (11/20).
- Made his Vikings debut, completing one pass (11/6).

2021 - Cleveland Browns

- Started one game after spending a majority of the season on the team's practice squad.
- Completed 20-of-30 attempts for 147 yards with one TD (12/20).

2020 - San Francisco 49ers

- Appeared in a career-high 10 games with eight starts.
- Set career highs in pass attempts (326), completions (211), completion percentage (64.7 percent) and passing yards (2,437)... Also posted 12 TDs and 12 INTs while recording an 84.1 passer rating.
- Converted 8-of-11 passes for 71 yards with one INT (9/20).
- Registered a season-high 34 yards on 25-of-36 passing with one TD (9/20).
- Completed 18-of-26 attempts for 200 yards with one TD against two INTs (10/4).
- Completed 18-of-25 attempts for 238 yards for two TDs (11/1).
- Connected on 22-of-35 passing for 291 yards with one TD and one INT (11/5).
- Completed 24-of-38 attempts for 247 yards with one TD and two INTs (11/15).
- Registered 252 yards on 24-of-35 passing (11/29).
- Completed 26-of-39 passes for 316 yards and three TDs, marking his fourth career 300-yard passing game (12/7).
- Recorded a season-high 45 pass attempts and finished with 260 yards and one TD (12/13).
- Converted on 21-of-36 attempts for 219 yards with two TDs against two INTs (12/20).

2019 - San Francisco 49ers

- Appeared in one contest and served as the team's backup quarterback.
- Was active for all 16 regular-season games and three postseason contests.
- Appeared in a reserve role and recorded three carries (10/27).

2018 - San Francisco 49ers

- Started eight contests and registered career highs in passing TDs (13) and passer rating (90.8).
- Finished with 2,277 yards on 176-of-274 attempts (64.2 percent).
- Completed 16-of-22 attempts for 262 yards with a career-high three TDs (11/1).
- Posted a career-best 151.9 passer rating, the second-highest by a QB in their NFL debut since 1973 (min. 15 attempts). Joined Pro Football Hall of Famers Jim Kelly (1986) and Fran Tarkenton (1961) as the third player in NFL history to record 250+ yards, 3+ TDs and 0 INTs in their NFL debut (11/1).
- Completed 27-of-39 attempts for 250 yards with one TD against two INTs (11/12).
- Connected on 18-of-32 attempts for 221 yards with one TD against two INTs (11/25).
- Completed 30-of-48 passes for a career-high 414 yards and two TDs. Became the first 49ers QB to throw for 400-plus yards since Colin Kaepernick in 2013 (12/2).
- Converted 20-of-33 attempts for 332 yards with 2 TDs and a 102.1 passer rating (12/9).
- Completed 20-of-29 passes for 275 yards with one TD (12/16).
- Converted on 22-of-38 attempts for 241 yards with one INT (12/23).
- Tied a career-high with three TD passes while completing 23-of-33 attempts for 282 yards (12/30).

2017 - San Francisco 49ers

- Spent the entire season on the team's practice squad.

COLLEGE - SOUTHERN MISSISSIPPI

- Played in 44 games with 41 starts at Southern Mississippi from 2013-16, completing 928-of-1,546 attempts for 11,994 yards and 87 TDs.
- In 2016, started 11 contests and completed 243-of-384 attempts for 3,272 yards and 24 TDs.
- Averaged 297.5 passing yards per game.
- Named the 2015 Conference USA Offensive Player of the Year after starting 14 contests and setting single season school records for passing yds. (4,476) and TD passes (38).
- In 2014, started 10 games and completed 218-of-365 attempts for 2,470 passing yards and 12 TDs.
- As a freshman in 2013, appeared in nine games with six starts and passed for 1,776 yards and 13 TDs while earning Conference USA All-Freshman honors.

PREP - SPAIN FORK (AL)

- Recorded 8,605 career passing yards and 40 TDs.
- Finished his prep career with the seventh-most passing yards in AHSAA history.

NICK MULLENS' NFL REGULAR SEASON PASSING STATISTICS

DATE	TEAM	GP	GS	ATT.	CMP.	PCT.	YDS	AVG.	TD	INT.	LG	SK	LST	RATE
2022	Raiders	0	0	0	0	0.0	0	0.0	0	0	0	0	0	0.0
Went from Minnesota to Las Vegas .														
2022	Vikings	0	0	25	21	84.0	224	9.0	1	1	37	0	0	100.7
2022	TOTAL	0	0	25	21	84.0	224	9.0	1	1	37	0	0	100.7
2021	Browns	1	1	30	20	66.7	147	4.9	1	0	25	0	0	89.2
2020	49ers	10	8	326	211	64.7	2,437	7.5	12	12	49	19	139	84.1
2019	49ers	1	0	0	0	0.0	0	0.0	0	0	0	0	0	0.0
2018	49ers	8	8	274	176	64.2	2,277	8.3	13	10	85t	17	127	90.8
2017	49ers	0	0	0	0	0.0	0	0.0	0	0	0	0	0	0.0
TOTALS		20	17	655	428	65.3	5,085	7.8	27	23	85T	36	266	88.0

NICK MULLENS' NFL POSTSEASON PASSING STATISTICS

DATE	TEAM	GP	GS	ATT.	CMP.	PCT.	YDS	AVG.	TD	INT.	LG	SK	LST	RATE
2022	Vikings	0	0	0	0	0.0	0	0.0	0	0	0	0	0	0.0
2019	49ers	0	0	0	0	0.0	0	0.0	0	0	0	0	0	0.0
TOTALS		0	0	0	0	0.0	0	0.0	0	0	0	0	0	0.0

SINGLE-GAME HIGHS: QUARTERBACK

Pass Attempts	48 at SEA, Dec 02, 2018	Completion Percentage	72.7 vs. OAK, Nov 01, 2018
Pass Completions	30 at SEA, Dec 02, 2018	Passer Rating	158.3 at GB, Jan 01, 2023
Yards Passing	414 at SEA, Dec 02, 2018	Rush Attempts	5 vs. DEN, Dec 09, 2018
TD Passes	3 vs. BUF, Dec 07, 2020	Rushing Yards	7 at DAL, Dec 20, 2020
	...2 more at 3.	Longest Runs	7 at DAL, Dec 20, 2020
Long Passes	85t vs. DEN, Dec 09, 2018		

300-YARD PASSING GAMES (4): REGULAR SEASON

DATE	TEAM	NO.	YDS.	AVG.	LG	TD
12/02/18	at Seahawks	30	414	13.8	75t	2
12/09/18	BRONCOS	20	332	16.6	85t	2
09/27/20	at Giants	25	343	13.7	26	1
12/07/20	BILLS	26	316	12.2	49	3

2022 GAME-BY-GAME REGULAR-SEASON STATISTICS (VIKINGS)

DATE	OPPONENT	P/S	PASSING											RUSHING					SCORE		
			ATT	CMP	YDS	PCT	Y/A	Y/C	TD	INT	LG	SK/YD	RATE	ATT	YDS	LG	TD	W/L			
10/16	at Dolphins		DID NOT PLAY (NON-INJURY)																	W	24-16
2022 TOTALS		0-0	0	0	0	0.0	0.0	0.0	0	0	0	0/0	0.0	0	0	0	0	0	1-0		

2021 GAME-BY-GAME REGULAR-SEASON STATISTICS (BROWNS)

DATE	OPPONENT	P/S	PASSING											RUSHING					SCORE		
			ATT	CMP	YDS	PCT	Y/A	Y/C	TD	INT	LG	SK/YD	RATE	ATT	YDS	LG	TD	W/L			
09/12	at Chiefs		DID NOT PLAY																	L	29-33
10/21	Broncos		DID NOT PLAY (NON-INJURY)																	W	17-14
12/20	Raiders		RESERVE/COVID-19																	L	14-16
12/25	at Packers		RESERVE/COVID-19																	L	22-24
01/03	at Steelers		PRACTICE SQUAD																	L	14-26
01/09	Bengals		PRACTICE SQUAD																	W	21-16
2021 TOTALS		0-0	0	0	0	0.0	0.0	0.0	0	0	0	0/0	0.0	0	0	0	0	0	2-4		

2020 GAME-BY-GAME REGULAR-SEASON STATISTICS (49ERS)

DATE	OPPONENT	P/S	PASSING											RUSHING				W/L	SCORE
			ATT	CMP	YDS	PCT	Y/A	Y/C	TD	INT	LG	SK/YD	RATE	ATT	YDS	LG	TD		
09/13	Cardinals		DID NOT PLAY (NON-INJURY)															L	20-24
09/20	at Jets	P	11	8	71	72.7	6.5	8.9	0	1	24	2/17	51.7	2	-2	-1	0	W	31-13
09/27	at Giants	S	36	25	343	69.4	9.5	13.7	1	0	26	2/16	108.9	4	0	3	0	W	36-9
10/04	Eagles	S	26	18	200	69.2	7.7	11.1	1	2	38	4/28	72.6	0	0	0	0	L	20-25
10/11	Dolphins		INACTIVE															L	17-43
10/18	Rams		DID NOT PLAY (NON-INJURY)															W	24-16
10/25	at Patriots		DID NOT PLAY (NON-INJURY)															W	33-6
11/01	at Seahawks	P	25	18	238	72.0	9.5	13.2	2	0	33	0/0	128.4	0	0	0	0	L	27-37
11/05	Packers	S	35	22	291	62.9	8.3	13.2	1	1	47	1/9	86.7	1	0	0	0	L	17-34
11/15	at Saints	S	38	24	247	63.2	6.5	10.3	1	2	27	2/15	68.6	1	3	3	0	L	13-27
11/29	at Rams	S	35	24	252	68.6	7.2	10.5	0	1	33	2/19	77.3	0	0	0	0	W	23-20
12/07	Bills	S	39	26	316	66.7	8.1	12.2	3	2	49	0/0	95.7	0	0	0	0	L	24-34
12/13	Football Team	S	45	25	260	55.6	5.8	10.4	1	1	22	4/24	70.6	0	0	0	0	L	15-23
12/20	at Cowboys	S	36	21	219	58.3	6.1	10.4	2	2	25	2/11	71.4	1	7	7	0	L	33-41
12/26	at Cardinals		NOT ON ROSTER															W	20-12
01/03	Seahawks		NOT ON ROSTER															L	23-26
2020 TOTALS		10-8	326	211	2,437	64.7	7.5	11.5	12	12	49	19/139	84.1	9	8	7	0	6-10	

2019 GAME-BY-GAME REGULAR-SEASON STATISTICS (49ERS)

DATE	OPPONENT	P/S	PASSING											RUSHING				W/L	SCORE
			ATT	CMP	YDS	PCT	Y/A	Y/C	TD	INT	LG	SK/YD	RATE	ATT	YDS	LG	TD		
09/08	at Buccaneers		DID NOT PLAY (NON-INJURY)															W	31-17
09/15	at Bengals		DID NOT PLAY (NON-INJURY)															W	41-17
09/22	Steelers		DID NOT PLAY (NON-INJURY)															W	24-20
10/07	Browns		DID NOT PLAY (NON-INJURY)															W	31-3
10/13	at Rams		DID NOT PLAY (NON-INJURY)															W	20-7
10/20	at Redskins		DID NOT PLAY (NON-INJURY)															W	9-0
10/27	Panthers	P	0	0	0	0.0	0.0	0.0	0	0	0	0/0	0.0	3	-3	-1	0	W	51-13
10/31	at Cardinals		DID NOT PLAY (NON-INJURY)															W	28-25
11/11	Seahawks		DID NOT PLAY (NON-INJURY)															L	24-27+
11/17	Cardinals		DID NOT PLAY (NON-INJURY)															W	36-26
11/24	Packers		DID NOT PLAY (NON-INJURY)															W	37-8
12/01	at Ravens		DID NOT PLAY (NON-INJURY)															L	17-20
12/08	at Saints		DID NOT PLAY (NON-INJURY)															W	48-46
12/15	Falcons		DID NOT PLAY (NON-INJURY)															L	22-29
12/21	Rams		DID NOT PLAY (NON-INJURY)															W	34-31
12/29	at Seahawks		DID NOT PLAY (NON-INJURY)															W	26-21
2019 TOTALS		1-0	0	0	0	0.0	0.0	0.0	0	0	0	0/0	0.0	3	-3	-1	0	13-3	

+ - Overtime

2018 GAME-BY-GAME REGULAR-SEASON STATISTICS (49ERS)

DATE	OPPONENT	P/S	PASSING										RUSHING					SCORE	
			ATT	CMP	YDS	PCT	Y/A	Y/C	TD	INT	LG	SK/YD	RATE	ATT	YDS	LG	TD		W/L
09/09	at Vikings		DID NOT PLAY														L	16-24	
09/16	Lions		PRACTICE SQUAD														W	30-27	
09/23	at Chiefs		PRACTICE SQUAD														L	27-38	
09/30	at Chargers		DID NOT PLAY (NON-INJURY)														L	27-29	
10/07	Cardinals		DID NOT PLAY (NON-INJURY)														L	18-28	
10/15	at Packers		DID NOT PLAY (NON-INJURY)														L	30-33	
10/21	Rams		DID NOT PLAY (NON-INJURY)														L	10-39	
10/28	at Cardinals		PRACTICE SQUAD														L	15-18	
11/01	Raiders	S	22	16	262	72.7	11.9	16.4	3	0	71	0/0	151.9	4	-3	0	0	W	34-3
11/12	Giants	S	39	27	250	69.2	6.4	9.3	1	2	26	0/0	73.7	2	1	2	0	L	23-27
11/25	at Buccaneers	S	32	18	221	56.3	6.9	12.3	1	2	25	4/27	62.1	2	-1	0	0	L	9-27
12/02	at Seahawks		PRACTICE SQUAD														L	16-43	
12/09	Broncos	S	33	20	332	60.6	10.1	16.6	2	1	85t	3/27	102.1	5	-10	-1	0	W	20-14
12/16	Seahawks		PRACTICE SQUAD														W	26-23+	
12/23	Bears	S	38	22	241	57.9	6.3	11.0	0	1	35	1/9	65.8	0	0	0	0	L	9-14
12/30	at Rams		PRACTICE SQUAD														L	32-48	
2018 TOTALS		5-5	164	103	1,306	62.8	8.0	12.7	7	6	85T	8/63	86.6	13	-13	2	0	4-12	

+ - Overtime

2017 GAME-BY-GAME REGULAR-SEASON STATISTICS (49ERS)

DATE	OPPONENT	P/S	PASSING										RUSHING					SCORE	
			ATT	CMP	YDS	PCT	Y/A	Y/C	TD	INT	LG	SK/YD	RATE	ATT	YDS	LG	TD		W/L
09/10	Panthers		DID NOT PLAY														L	3-23	
2017 TOTALS		0-0	0	0	0	0.0	0.0	0.0	0	0	0	0/0	0.0	0	0	0	0	0-1	

2022 GAME-BY-GAME POSTSEASON STATISTICS (VIKINGS)

DATE	OPPONENT	P/S	PASSING										RUSHING					SCORE	
			ATT	CMP	YDS	PCT	Y/A	Y/C	TD	INT	LG	SK/YD	RATE	ATT	YDS	LG	TD		W/L
01/15	Giants		DID NOT PLAY (NON-INJURY)														L	24-31	
2022 TOTALS		0-0	0	0	0	0.0	0.0	0.0	0	0	0	0/0	0.0	0	0	0	0	0-1	

2019 GAME-BY-GAME POSTSEASON STATISTICS (49ERS)

DATE	OPPONENT	P/S	PASSING										RUSHING					SCORE	
			ATT	CMP	YDS	PCT	Y/A	Y/C	TD	INT	LG	SK/YD	RATE	ATT	YDS	LG	TD		W/L
01/11	Vikings		DID NOT PLAY (NON-INJURY)														W	27-10	
01/19	Packers		DID NOT PLAY (NON-INJURY)														W	37-20	
02/02	at Chiefs		DID NOT PLAY (NON-INJURY)														L	20-31	
2019 TOTALS		0-0	0	0	0	0.0	0.0	0.0	0	0	0	0/0	0.0	0	0	0	0	2-1	



JOHNNY MUNDT



TIGHT END

Ht: 6-4

Wt: 233

DOB: 11-23-94

College: Oregon

Vikings Season: 2

NFL Season: 6

Acquired: FA '22

2022 GP/GS

17/12

CAREER GP/GS

64/15

PLAYOFF GP/GS

6/0

KEY TRANSACTIONS

- Signed as an undrafted free agent by the Los Angeles Rams on 5/3/17
- Placed on PUP by the Rams on 7/27/17.
- Activated from PUP on 8/15/17.
- Waived by the Rams on 9/3/17.
- Cut by the Rams on 9/4/17.
- Added to the Rams practice squad on 9/6/17.
- Activated from the Rams practice squad on 11/11/17.
- Waived by the Rams on 11/21/17.
- Cut by the Rams on 11/22/17.
- Added to the Rams practice squad on 11/23/17.
- Signed a Reserve/Future on 1/8/18 with the Rams.
- Signed a one-year deal with the Rams on 4/17/20.
- Signed a one-year deal with the Rams on 3/19/21.
- Placed on Injured Reserve by the Rams on 10/19/21.
- Signed with the Minnesota Vikings on 3/18/22.

OFF THE FIELD

- Applied Econ, Business & Society major while at Oregon.
- Married his wife, Mariah, during the 2019 offseason.
- Enjoys mountain biking, cooking, video games and occasionally plays guitar.
- Family farms walnuts.

CAREER NOTES

2022 - Minnesota Vikings

- Started his first game with the Vikings and tallied three receptions for 17 yards (9/11).
- Recorded the second-longest pass of his career at Philadelphia, a 17-yard connection from QB Kirk Cousins (9/19).
- Caught his first NFL touchdown pass from QB Kirk Cousins (10/30).
- Tallied his first postseason reception for 12 yards from Cousins against the Giants (1/15/23).

2021 - Los Angeles Rams

- Played in six games during the 2021 season and was placed on IR following Week 6.
- Caught one pass in 2021, a nine-yard reception from QB Matthew Stafford.
- Played 81 snaps on special teams.

2020 - Los Angeles Rams

- Appeared in 16 regular-season games with one start at tight end.
- Hauled in four receptions for 53 yards, averaging 13.3 yards per reception.
- Played 266 snaps on special teams.

2019 - Los Angeles Rams

- Appeared in 13 games with two starts, making his first career start in Week 11 against the Chicago Bears.
- Finished the season with four receptions for 26 yards.
- Caught a career-high two passes for 15 yards in Week 15 against Dallas.

2018 - Los Angeles Rams

- Appeared in 10 regular-season games and three postseason contests, including Super Bowl LIII.
- Hauled in his first career reception in Week 17 and also contributed on special teams...vs. San Francisco (12/30).
- Saw action at tight end and on special teams and recorded his first career reception on a five-yard pass from QB Sean Mannion.

2017 - Los Angeles Rams

- Spent Weeks 1-9 on the Rams Practice Squad before being signed to the active roster for a Week 10 home win over Houston (11/12/17) and a Week 11 road loss to Minnesota (11/19/17).

COLLEGE - OREGON

- Earned Pac-12 All-Conference Honorable Mention and Dudley Randolph Clarke Memorial Award for the team's most improved player in 2016.
- Started the last six games of the season but saw action in eight games.
- Ended the season with 23 receptions for 334 yards and four touchdowns.
- Was on the John Mackey Award Watch List (Nation's Top Tight End) in 2015.
- Recipient of program's Len Casanova Award as the team's first-year player who exemplified the ideals and inspiration of the program's former head football coach and athletics director.

PREP - CENTRAL CATHOLIC (CA)

- Two-time first-team MaxPrep Division IV all-state tight end helped the Raiders to the IV state championship his senior year and a 14-2 mark.
- Western Athletic League MVP was listed 10th among the nation's tight end prospects by ESPN.com.

JOHNNY MUNDT'S NFL REGULAR SEASON RUSHING/RECEIVING STATISTICS

DATE	TEAM	GP	GS	RECEIVING					RUSHING				
				NO.	YDS.	AVG.	LG	TD	NO.	YDS.	AVG.	LG	TD
2022	Vikings	17	12	19	140	7.4	17	1	0	0	0.0	0	0
2021	Rams	6	0	1	9	9.0	9	0	0	0	0.0	0	0
2020	Rams	16	1	4	53	13.3	34	0	0	0	0.0	0	0
2019	Rams	13	2	4	26	6.5	9	0	0	0	0.0	0	0
2018	Rams	10	0	1	5	5.0	5	0	0	0	0.0	0	0
2017	Rams	2	0	0	0	0.0	0	0	0	0	0.0	0	0
NFL TOTALS		64	15	29	233	8.0	34	1	0	0	0.0	0	0

JOHNNY MUNDT'S NFL POSTSEASON RUSHING/RECEIVING STATISTICS

DATE	TEAM	GP	GS	RECEIVING					RUSHING				
				NO.	YDS.	AVG.	LG	TD	NO.	YDS.	AVG.	LG	TD
2022	Vikings	1	0	1	12	12.0	12	0	0	0	0.0	0	0
2021	Rams	0	0	0	0	0.0	0	0	0	0	0.0	0	0
2020	Rams	2	0	0	0	0.0	0	0	0	0	0.0	0	0
2018	Rams	3	0	0	0	0.0	0	0	0	0	0.0	0	0
NFL TOTALS		6	0	1	12	12.0	12	0	0	0	0.0	0	0

SINGLE-GAME HIGHS: RECEIVING

Receptions

3 vs. GB, Sep 11, 2022
...1 more at 3.

Receiving Yards

48 vs. CHI, Oct 26, 2020

Receiving Average

16.0 vs. CHI, Oct 26, 2020

Longest Receptions

34 vs. CHI, Oct 26, 2020

All-Purpose Yards

48 vs. CHI, Oct 26, 2020

Special Teams Tackles

2 at PIT, Nov 10, 2019

SINGLE-GAME HIGHS - POSTSEASON: RUSHING/RECEIVING

Special Teams Tackles

1 at GB, Jan 16, 2021

...1 more at 1.

2022 GAME-BY-GAME REGULAR-SEASON STATISTICS (VIKINGS)

DATE	OPPONENT	P/S	RECEIVING					RUSHING					W/L	SCORE
			NO.	YDS.	AVG.	LG	TD	NO.	YDS.	AVG.	LG	TD		
09/11	Packers	S	3	17	5.7	12	0	0	0	0.0	0	0	W	23-7
09/19	at Eagles	S	2	28	14.0	17	0	0	0	0.0	0	0	L	7-24
09/25	Lions	P	2	23	11.5	12	0	0	0	0.0	0	0	W	28-24
10/02	at Saints	S	0	0	0.0	0	0	0	0	0.0	0	0	W	28-25
10/09	Bears	S	2	6	3.0	4	0	0	0	0.0	0	0	W	29-22
10/16	at Dolphins	S	2	1	0.5	1	0	0	0	0.0	0	0	W	24-16
10/30	Cardinals	S	1	1	1.0	1t	1	0	0	0.0	0	0	W	34-26
11/06	at Commanders	P	1	1	1.0	1	0	0	0	0.0	0	0	W	20-17
11/13	at Bills	P	0	0	0.0	0	0	0	0	0.0	0	0	W	33-30+
11/20	Cowboys	S	1	8	8.0	8	0	0	0	0.0	0	0	L	3-40
11/24	Patriots	S	2	20	10.0	13	0	0	0	0.0	0	0	W	33-26
12/04	Jets	S	1	12	12.0	12	0	0	0	0.0	0	0	W	27-22
12/11	at Lions	P	0	0	0.0	0	0	0	0	0.0	0	0	L	23-34
12/17	Colts	S	1	7	7.0	7	0	0	0	0.0	0	0	W	39-36+
12/24	Giants	S	1	16	16.0	16	0	0	0	0.0	0	0	W	27-24
01/01	at Packers	S	0	0	0.0	0	0	0	0	0.0	0	0	L	17-41
01/08	at Bears	P	0	0	0.0	0	0	0	0	0.0	0	0	W	29-13
2022 TOTALS		17-12	19	140	7.4	17	1	0	0	0.0	0	0	13-4	

+ - Overtime

2021 GAME-BY-GAME REGULAR-SEASON STATISTICS (RAMS)

DATE	OPPONENT	P/S	RECEIVING					RUSHING					W/L	SCORE
			NO.	YDS.	AVG.	LG	TD	NO.	YDS.	AVG.	LG	TD		
09/12	Bears	P	0	0	0.0	0	0	0	0	0.0	0	0	W	34-14
09/19	at Colts	P	0	0	0.0	0	0	0	0	0.0	0	0	W	27-24
09/26	Buccaneers	P	0	0	0.0	0	0	0	0	0.0	0	0	W	34-24
10/03	Cardinals	P	1	9	9.0	9	0	0	0	0.0	0	0	L	20-37
10/07	at Seahawks	P	0	0	0.0	0	0	0	0	0.0	0	0	W	26-17
10/17	at Giants	P	0	0	0.0	0	0	0	0	0.0	0	0	W	38-11
10/24	Lions												W	28-19
10/31	at Texans												W	38-22
11/07	Titans												L	16-28
11/15	at 49ers												L	10-31
11/28	at Packers												L	28-36
12/05	Jaguars												W	37-7
12/13	at Cardinals												W	30-23
12/21	Seahawks												W	20-10
12/26	at Vikings												W	30-23
01/02	at Ravens												W	20-19
01/09	49ers												L	24-27+
2021 TOTALS		6-0	1	9	9.0	9	0	0	0	0.0	0	0	12-5	

+ - Overtime

2020 GAME-BY-GAME REGULAR-SEASON STATISTICS (RAMS)

DATE	OPPONENT	P/S	RECEIVING					RUSHING					W/L	SCORE
			NO.	YDS.	AVG.	LG	TD	NO.	YDS.	AVG.	LG	TD		
09/13	Cowboys	P	0	0	0.0	0	0	0	0	0.0	0	0	W	20-17
09/20	at Eagles	P	0	0	0.0	0	0	0	0	0.0	0	0	W	37-19
09/27	at Bills	P	0	0	0.0	0	0	0	0	0.0	0	0	L	32-35
10/04	Giants	P	1	5	5.0	5	0	0	0	0.0	0	0	W	17-9
10/11	at Football Team	P	0	0	0.0	0	0	0	0	0.0	0	0	W	30-10
10/18	at 49ers	P	0	0	0.0	0	0	0	0	0.0	0	0	L	16-24
10/26	Bears	S	3	48	16.0	34	0	0	0	0.0	0	0	W	24-10
11/01	at Dolphins	P	0	0	0.0	0	0	0	0	0.0	0	0	L	17-28
11/15	Seahawks	P	0	0	0.0	0	0	0	0	0.0	0	0	W	23-16
11/23	at Buccaneers	P	0	0	0.0	0	0	0	0	0.0	0	0	W	27-24
11/29	49ers	P	0	0	0.0	0	0	0	0	0.0	0	0	L	20-23
12/06	at Cardinals	P	0	0	0.0	0	0	0	0	0.0	0	0	W	38-28
12/10	Patriots	P	0	0	0.0	0	0	0	0	0.0	0	0	W	24-3
12/20	Jets	P	0	0	0.0	0	0	0	0	0.0	0	0	L	20-23
12/27	at Seahawks	P	0	0	0.0	0	0	0	0	0.0	0	0	L	9-20
01/03	Cardinals	P	0	0	0.0	0	0	0	0	0.0	0	0	W	18-7
2020 TOTALS		16-1	4	53	13.3	34	0	0	0	0.0	0	0	10-6	

2019 GAME-BY-GAME REGULAR-SEASON STATISTICS (RAMS)

DATE	OPPONENT	P/S	RECEIVING					RUSHING					W/L	SCORE
			NO.	YDS.	AVG.	LG	TD	NO.	YDS.	AVG.	LG	TD		
09/08	at Panthers												W	30-27
09/15	Saints												W	27-9
09/22	at Browns	P	0	0	0.0	0	0	0	0	0.0	0	0	W	20-13
09/29	Buccaneers												L	40-55
10/03	at Seahawks	P	0	0	0.0	0	0	0	0	0.0	0	0	L	29-30
10/13	49ers	P	0	0	0.0	0	0	0	0	0.0	0	0	L	7-20
10/20	at Falcons	P	0	0	0.0	0	0	0	0	0.0	0	0	W	37-10
10/27	Bengals	P	0	0	0.0	0	0	0	0	0.0	0	0	W	24-10
11/10	at Steelers	P	1	9	9.0	9	0	0	0	0.0	0	0	L	12-17
11/17	Bears	S	0	0	0.0	0	0	0	0	0.0	0	0	W	17-7
11/25	Ravens	P	0	0	0.0	0	0	0	0	0.0	0	0	L	6-45
12/01	at Cardinals	P	0	0	0.0	0	0	0	0	0.0	0	0	W	34-7
12/08	Seahawks	S	0	0	0.0	0	0	0	0	0.0	0	0	W	28-12
12/15	at Cowboys	P	2	15	7.5	9	0	0	0	0.0	0	0	L	21-44
12/21	at 49ers	P	0	0	0.0	0	0	0	0	0.0	0	0	L	31-34
12/29	Cardinals	P	1	2	2.0	2	0	0	0	0.0	0	0	W	31-24
2019 TOTALS		13-2	4	26	6.5	9	0	0	0	0.0	0	0	9-7	

2018 GAME-BY-GAME REGULAR-SEASON STATISTICS (RAMS)

DATE	OPPONENT	P/S	RECEIVING					RUSHING					W/L	SCORE
			NO.	YDS.	AVG.	LG	TD	NO.	YDS.	AVG.	LG	TD		
09/10	at Raiders	P	0	0	0.0	0	0	0	0	0.0	0	0	W	33-13
09/16	Cardinals	P	0	0	0.0	0	0	0	0	0.0	0	0	W	34-0
09/23	Chargers	P	0	0	0.0	0	0	0	0	0.0	0	0	W	35-23
09/27	Vikings	P	0	0	0.0	0	0	0	0	0.0	0	0	W	38-31
10/07	at Seahawks	P	0	0	0.0	0	0	0	0	0.0	0	0	W	33-31
10/14	at Broncos	P	0	0	0.0	0	0	0	0	0.0	0	0	W	23-20
10/21	at 49ers	P	0	0	0.0	0	0	0	0	0.0	0	0	W	39-10
10/28	Packers												W	29-27
11/04	at Saints												L	35-45
11/11	Seahawks												W	36-31
11/19	Chiefs												W	54-51
12/02	at Lions												W	30-16
12/09	at Bears												L	6-15
12/16	Eagles	P	0	0	0.0	0	0	0	0	0.0	0	0	L	23-30
12/23	at Cardinals	P	0	0	0.0	0	0	0	0	0.0	0	0	W	31-9
12/30	49ers	P	1	5	5.0	5	0	0	0	0.0	0	0	W	48-32
2018 TOTALS		10-0	1	5	5.0	5	0	0	0	0.0	0	0	13-3	

2017 GAME-BY-GAME REGULAR-SEASON STATISTICS (RAMS)

DATE	OPPONENT	P/S	RECEIVING					RUSHING					W/L	SCORE
			NO.	YDS.	AVG.	LG	TD	NO.	YDS.	AVG.	LG	TD		
09/10	Colts												W	46-9
11/12	Texans	P	0	0	0.0	0	0	0	0	0.0	0	0	W	33-7
11/19	at Vikings	P	0	0	0.0	0	0	0	0	0.0	0	0	L	7-24
11/26	Saints												W	26-20
2017 TOTALS		2-0	0	0	0.0	0	0	0	0	0.0	0	0	3-1	

2022 GAME-BY-GAME POSTSEASON STATISTICS (VIKINGS)

DATE	OPPONENT	P/S	RECEIVING					RUSHING					W/L	SCORE
			NO.	YDS.	AVG.	LG	TD	NO.	YDS.	AVG.	LG	TD		
01/15	Giants	P	1	12	12.0	12	0	0	0	0.0	0	0	L	24-31
2022 TOTALS		1-0	1	12	12.0	12	0	0	0	0.0	0	0	0-1	

2021 GAME-BY-GAME POSTSEASON STATISTICS (RAMS)

DATE	OPPONENT	P/S	RECEIVING					RUSHING					W/L	SCORE
			NO.	YDS.	AVG.	LG	TD	NO.	YDS.	AVG.	LG	TD		
01/17	Cardinals												W	34-11
01/23	at Buccaneers												W	30-27
01/30	49ers												W	20-17
02/13	at Bengals												W	23-20
2021 TOTALS		0-0	0	0	0.0	0	0	0	0	0.0	0	0	4-0	

2020 GAME-BY-GAME POSTSEASON STATISTICS (RAMS)

DATE	OPPONENT	P/S	RECEIVING					RUSHING					W/L	SCORE
			NO.	YDS.	AVG.	LG	TD	NO.	YDS.	AVG.	LG	TD		
01/09	at Seahawks	P	0	0	0.0	0	0	0	0	0.0	0	0	W	30-20
01/16	at Packers	P	0	0	0.0	0	0	0	0	0.0	0	0	L	18-32
2020 TOTALS		2-0	0	0	0.0	0	0	0	0	0.0	0	0	1-1	

2018 GAME-BY-GAME POSTSEASON STATISTICS (RAMS)

DATE	OPPONENT	P/S	RECEIVING					RUSHING					W/L	SCORE
			NO.	YDS.	AVG.	LG	TD	NO.	YDS.	AVG.	LG	TD		
01/12	Cowboys	P	0	0	0.0	0	0	0	0	0.0	0	0	W	30-22
01/20	at Saints	P	0	0	0.0	0	0	0	0	0.0	0	0	W	26-23+
02/03	Patriots	P	0	0	0.0	0	0	0	0	0.0	0	0	L	3-13
2018 TOTALS		3-0	0	0	0.0	0	0	0	0	0.0	0	0	2-1	

+ - Overtime



BYRON MURPHY JR.



CORNERBACK

Ht: 5-11

Wt: 190

DOB: 1-18-98

College: Washington

Vikings Season: 1

NFL Season: 5

Acquired: FA '23

2022 GP/GS

9/9

CAREER GP/GS

56/48

PLAYOFF GP/GS

1/1

KEY TRANSACTIONS

- Selected with the Cardinals first pick in the second round (33rd overall) of the 2019 NFL Draft

OFF THE FIELD

- Standout on the basketball team in high school
- Has one son Malakai

HONORS

- NFC Defensive Player of the Week (vs. Jacksonville 9/26/21).

CAREER NOTES

- Selected by the Cardinals in the second round (33rd overall) of the 2019 NFL Draft out of Washington, where he was a college teammate of All-Pro S Budda Baker.
- Scored on a 59-yard fumble recovery in overtime against Las Vegas in Week 2 which was the longest OT fumble return TD in NFL history and the second walk-off fumble recovery for a TD in Cardinals history.
- Led the Cardinals in passes defended twice (2019, 2021) through his first three NFL seasons.
- Had a career year in 2021, totaling 64 tackles, a team-high four INTs (one returned for a TD), a team-high 12 passes defended, a half-sack, a forced fumble and a fumble recovery. A Pro Bowl alternate, he was one of just 11 players in the NFL with 4+ INTs and 12+ passes defended last season.
- Named "NFC Defensive Player of the Week" for his performance against Jacksonville in Week 3 (2021) when he recorded two INTs, returning one 29 yards for a TD to give Arizona a 24-19 lead in the third quarter.
- One of four rookie defenders to start all 16 games and played the fifth most defensive snaps (1,104) among NFL rookies in 2019. Joined QB Kyler Murray to form the league's only duo of first-year teammates to start all 16 games on opposite sides of the ball.
- Led the Cardinals with 10 passes defended in 2019, which tied for third among NFL rookies and ranked third in franchise history by a first-year player.

2022 - Arizona Cardinals

- Started in nine games and recorded 36 tackles (29 solo), three TFL, one QB hit, 0.5 sacks, four passes defended, two fumble recoveries and a TD.
- Had a tackle and scored an overtime 59-yard TD on a fumble recovery for his second career NFL TD; his game-winning 59-yard score became the longest OT fumble return TD in NFL history and the second walk-off fumble recovery TD in Cardinals history.
- Started his fourth consecutive season opener while playing 100% of the snaps and recording four tackles vs. KC (9/11).

2021 - Arizona Cardinals

- Started all 16 games he appeared in and led the team in INTs (four) and passes defended (12) along with 64 tackles (49 solo), one forced fumble, one fumble recovery and one TD.
- Played a big role as the Cardinals ranked 7th in the NFL with 27 total takeaways, 7th in pass yards allowed/game (214.4) and 10th in offensive points allowed (20.5).
- Played every defensive snap and registered four tackles, two INTs (one returned for a TD) and two passes defended @ Jax (9/26).
- Recorded the first multi-INT game of his career and scored his first career TD against Jacksonville and Earned NFC Defensive Player of the Week honors.

2020 - Arizona Cardinals

- Played 15 games (seven starts) and totaled 51 tackles, three tackles for loss, 2.0 sacks, eight passes defended and two fumble

recoveries.

- Had a career game with eight tackles, a tackle for loss, two passes defended and his first career fumble recovery on Monday Night Football @ Dal (10/19).
- Had two tackles and his first career sack for a unit that held the NFL's top-ranked scoring offense to seven points in the second half and OT on Sunday Night Football vs. Sea (10/25);.

2019 - Arizona Cardinals

- One of four NFL rookie defenders to start all 16 games.
- Played the fifth most defensive snaps (1,104) among all NFL players.
- Totaled 66 tackles, three tackles for loss, one INT and a team-high 10 passes defended, which ranked third among NFL rookies and third in Cardinals franchise history by a rookie.
- Part of a defense that allowed season lows in points (13), TDs (one), first downs (13), third down conversions (one), total net yards (224), net passing yards (133) and completion percentage (51.6%) against the Seahawks (12/22).

COLLEGE - WASHINGTON

- Started all 20 games he played in his final two seasons (2017-18) with the Huskies and totaled 74 tackles, seven INTs (one returned for a TD), 27 passes defended, seven tackles for loss, a sack and two forced fumbles.
- Recorded 58 tackles, four INTs (one returned for a TD), four tackles for loss, 17 passes defended and a forced fumble in 14 games (all starts), earning first-team All-American and first-team All-Pac 12 honors as a junior.
- Named the MVP of the Pac-12 Championship Game when he scored the game's only TD on a 66-yard INT return; also had another INT in the win over the Utes.
- Started all six games he played – the first three and the final three – missing seven games due to injury.
- Had two INTs in his debut against Rutgers and recorded an INT in the end zone during the Fiesta Bowl at State Farm Stadium.

PREP - MARCOS DE NIZA/SAGUARO (AZ)

- Named to the Arizona Republic's All-Decade Team.
- As a senior in 2015, earned Arizona Division II Player of the Year and All-Arizona first-team from the Arizona Republic and was named to the MaxPreps.com Medium-Sized Schools All-America first-team and All-America (all levels) second team as a WR.
- One of four finalists for the Lockheed Martin Air Defender of the Year (top DB in the nation) ... rated the No. 1 prospect in Arizona by the Arizona Republic.
- Helped lead the Sabercats to a 12-2 overall record and the Division II state championship as a senior.
- Invited to play in the U.S. Army All-American Bowl and had an INT in the game.
- Helped lead the Sabercats to a 14-0 mark and the Division III state title as a junior.

BYRON MURPHY JR.'S NFL REGULAR SEASON DEFENSIVE STATISTICS

DATE	TEAM	GP	GS	TACKLES							INTERCEPTIONS					O. FUMB			ST			MISC				
				TK	S	A	TFL	YDS	SK	YDS	QBH	NO	YDS	LG	TD	PD	FF	FR	TD	YDS	TK	S	A	FF	FR	S
2022	Cardinals	9	9	36	29	7	3	4	0.5	5.0	1	0	0	0	0	4	0	2	1	59	0	0	0	0	0	0
2021	Cardinals	16	16	64	49	15	0	0	0.5	0.5	1	4	49	29t	1	12	1	1	0	0	0	0	0	0	0	
2020	Cardinals	15	7	51	40	11	3	18	2.0	10.0	2	0	0	0	8	0	2	0	3	0	0	0	0	0	0	
2019	Cardinals	16	16	78	66	12	3	15	0.0	0.0	0	1	0	0	10	0	0	0	0	0	0	0	0	0	0	
NFL TOTALS		56	48	229	184	45	9	37	3.0	15.5	4	5	49	29T	1	34	1	5	1	62	0	0	0	0	0	

BYRON MURPHY JR.'S NFL POSTSEASON DEFENSIVE STATISTICS

DATE	TEAM	GP	GS	TACKLES							INTERCEPTIONS					O. FUMB			ST			MISC			
				TK	S	A	TFL	YDS	SK	YDS	QBH	NO	YDS	LG	TD	PD	FF	FR	TD	YDS	TK	S	A	FF	FR
2021	Cardinals	1	1	5	4	1	0	0	0.0	0.0	0	0	0	0	0	0	0	0	0	0	0	0	0	0	0
NFL TOTALS		1	1	5	4	1	0	0	0.0	0.0	0	0	0	0	0	0	0	0	0	0	0	0	0	0	0

SINGLE-GAME HIGHS: DEFENSIVE

Total Tackles	9 vs. PHI, Oct 09, 2022 ...1 more at 9.	Fumble Recoveries	1 at LV, Sep 18, 2022 ...4 more at 1.
Solo Tackles	8 at CIN, Oct 06, 2019	Tackles For Loss	3 vs. PHI, Oct 09, 2022
Sacks	1.0 vs. PHI, Dec 20, 2020 ...1 more at 1.0.	Interceptions	2 at JAX, Sep 26, 2021
Passes Defensed	3 at TEN, Sep 12, 2021 ...1 more at 3.	Interception Return Yards	36 at JAX, Sep 26, 2021
Forced Fumbles	1 at SF, Nov 07, 2021	Longest Opp Fumble Return	59 at LV, Sep 18, 2022

SINGLE-GAME HIGHS - POSTSEASON: DEFENSIVE

Total Tackles

5 at LAR, Jan 17, 2022

Solo Tackles

4 at LAR, Jan 17, 2022

2022 GAME-BY-GAME REGULAR-SEASON STATISTICS (CARDINALS)

DATE	OPPONENT	P/S	TACKLES							INTERCEPTIONS				O. FUMB				ST				MISC		W/L	SCORE			
			TK	S	A	SK	YDS	TFL	YDS	QBH	NO	YDS	LG	TD	PD	FF	FR	TD	YDS	TK	S	A	FF			FR	S	A
09/11	Chiefs	S	4	3	1	0	0	0	0	0	0	0	0	0	0	1	0	0	0	0	0	0	0	0	0	0	L	21-44
09/18	at Raiders	S	1	1	0	0	0	0	0	0	0	0	0	0	0	1	1	59	0	0	0	0	0	0	0	0	W	29-23+
09/25	Rams	S	4	2	2	0	0	0	0	0	0	0	0	0	0	0	0	0	0	0	0	0	0	0	0	L	12-20	
10/02	at Panthers	S	1	1	0	0	0	0	0	0	0	0	0	0	0	0	0	0	0	0	0	0	0	0	0	W	26-16	
10/09	Eagles	S	9	7	2	0.5	5.0	3	4	1	0	0	0	0	1	0	0	0	0	0	0	0	0	0	0	L	17-20	
10/16	at Seahawks	S	5	4	1	0	0	0	0	0	0	0	0	1	0	0	0	0	0	0	0	0	0	0	0	L	9-19	
10/20	Saints	S	5	5	0	0	0	0	0	0	0	0	0	0	0	0	0	0	0	0	0	0	0	0	0	W	42-34	
10/30	at Vikings	S	3	3	0	0	0	0	0	0	0	0	0	1	0	0	0	0	0	0	0	0	0	0	0	L	26-34	
11/06	Seahawks	S	4	3	1	0	0	0	0	0	0	0	0	1	0	0	0	0	0	0	0	0	0	0	0	L	21-31	
11/13	at Rams	[LEGACY] INJURED/DID NOT PLAY																					W	27-17				
11/21	49ers	[LEGACY] INJURED/DID NOT PLAY																					L	10-38				
11/27	Chargers	[LEGACY] INJURED/DID NOT PLAY																					L	24-25				
12/12	Patriots	[LEGACY] INJURED/DID NOT PLAY																					L	13-27				
12/18	at Broncos	[LEGACY] INJURED/DID NOT PLAY																					L	15-24				
12/25	Buccaneers	INJURED RESERVE																					L	16-19+				
01/01	at Falcons	INJURED RESERVE																					L	19-20				
01/08	at 49ers	INJURED RESERVE																					L	13-38				
2022 TOTALS		9-9	36	29	7	0.5	5.0	3	4	1	0	0	0	0	4	0	2	1	59	0	0	0	0	0	0	0	0	4-13

+ - Overtime

2021 GAME-BY-GAME REGULAR-SEASON STATISTICS (CARDINALS)

DATE	OPPONENT	P/S	TACKLES							INTERCEPTIONS				O. FUMB				ST				MISC		W/L	SCORE			
			TK	S	A	SK	YDS	TFL	YDS	QBH	NO	YDS	LG	TD	PD	FF	FR	TD	YDS	TK	S	A	FF			FR	S	A
09/12	at Titans	S	4	4	0	0	0	0	0	0	0	0	0	3	0	0	0	0	0	0	0	0	0	0	0	0	W	38-13
09/19	Vikings	S	3	2	1	0	0	0	0	0	0	0	0	0	0	0	0	0	0	0	0	0	0	0	0	0	W	34-33
09/26	at Jaguars	S	4	3	1	0	0	0	0	0	2	36	29	1	2	0	0	0	0	0	0	0	0	0	0	0	W	31-19
10/03	at Rams	S	3	3	0	0	0	0	0	0	1	0	0	0	1	0	0	0	0	0	0	0	0	0	0	0	W	37-20
10/10	49ers	[LEGACY] INJURED/DID NOT PLAY																					W	17-10				
10/17	at Browns	S	6	5	1	0	0	0	0	0	0	0	0	1	0	0	0	0	0	0	0	0	0	0	0	0	W	37-14
10/24	Texans	S	4	2	2	0	0	0	0	0	0	0	0	0	0	0	0	0	0	0	0	0	0	0	0	0	W	31-5
10/28	Packers	S	6	4	2	0	0	0	0	0	0	0	0	1	0	0	0	0	0	0	0	0	0	0	0	L	21-24	
11/07	at 49ers	S	4	1	3	0	0	0	0	0	0	0	0	0	1	0	0	0	0	0	0	0	0	0	0	0	W	31-17
11/14	Panthers	S	4	3	1	0	0	0	0	0	0	0	0	0	0	0	0	0	0	0	0	0	0	0	0	0	L	10-34
11/21	at Seahawks	S	1	1	0	0	0	0	0	0	0	0	0	0	0	0	0	0	0	0	0	0	0	0	0	0	W	23-13
12/05	at Bears	S	6	4	2	0.5	0.5	0	0	1	1	13	13	0	2	0	0	0	0	0	0	0	0	0	0	0	W	33-22
12/13	Rams	S	3	3	0	0	0	0	0	0	0	0	0	1	0	0	0	0	0	0	0	0	0	0	0	L	23-30	
12/19	at Lions	S	2	2	0	0	0	0	0	0	0	0	0	0	0	1	0	0	0	0	0	0	0	0	0	L	12-30	
12/25	Colts	S	4	3	1	0	0	0	0	0	0	0	0	0	0	0	0	0	0	0	0	0	0	0	0	L	16-22	
01/02	at Cowboys	S	7	7	0	0	0	0	0	0	0	0	0	1	0	0	0	0	0	0	0	0	0	0	0	0	W	25-22
01/09	Seahawks	S	3	2	1	0	0	0	0	0	0	0	0	0	0	0	0	0	0	0	0	0	0	0	0	L	30-38	
2021 TOTALS		16-16	64	49	15	0.5	0.5	0	0	1	4	49	29T	1	12	1	1	0	0	0	0	0	0	0	0	0	11-6	

2020 GAME-BY-GAME REGULAR-SEASON STATISTICS (CARDINALS)

DATE	OPPONENT	P/S	TACKLES								INTERCEPTIONS					O. FUMB				ST				MISC		SCORE			
			TK	S	A	SK	YDS	TFL	YDS	QBH	NO	YDS	LG	TD	PD	FF	FR	TD	YDS	TK	S	A	FF	FR	S		A	W/L	
09/13	at 49ers	S	2	0	2	0.0	0.0	0	0	0	0	0	0	0	2	0	0	0	0	0	0	0	0	0	0	0	0	W	24-20
09/20	Football Team	S	1	1	0	0.0	0.0	0	0	0	0	0	0	0	0	0	0	0	0	0	0	0	0	0	0	0	W	30-15	
09/27	Lions	P	3	3	0	0.0	0.0	0	0	0	0	0	0	0	0	0	0	0	0	0	0	0	0	0	0	L	23-26		
10/04	at Panthers	S	4	2	2	0.0	0.0	0	0	0	0	0	0	0	0	0	0	0	0	0	0	0	0	0	0	L	21-31		
10/11	at Jets	S	4	4	0	0.0	0.0	0	0	0	0	0	0	0	0	0	0	0	0	0	0	0	0	0	0	W	30-10		
10/19	at Cowboys	S	8	7	1	0.0	0.0	1	2	0	0	0	0	0	2	0	1	0	3	0	0	0	0	0	0	W	38-10		
10/25	Seahawks	P	2	2	0	1.0	10.0	1	10	1	0	0	0	0	0	0	0	0	0	0	0	0	0	0	0	W	37-34+		
11/08	Dolphins		RESERVE/COVID-19																							L	31-34		
11/15	Bills	S	6	5	1	0.0	0.0	0	0	1	0	0	0	0	0	0	0	0	0	0	0	0	0	0	0	0	W	32-30	
11/19	at Seahawks	P	4	4	0	0.0	0.0	0	0	0	0	0	0	0	0	0	0	0	0	0	0	0	0	0	0	L	21-28		
11/29	at Patriots	P	1	1	0	0.0	0.0	0	0	0	0	0	0	0	0	0	0	0	0	0	0	0	0	0	0	L	17-20		
12/06	Rams	P	2	2	0	0.0	0.0	0	0	0	0	0	0	0	0	0	0	0	0	0	0	0	0	0	0	L	28-38		
12/13	at Giants	P	3	2	1	0.0	0.0	0	0	0	0	0	0	0	1	0	0	0	0	0	0	0	0	0	0	W	26-7		
12/20	Eagles	P	4	4	0	1.0	0.0	1	6	0	0	0	0	0	3	0	0	0	0	0	0	0	0	0	0	W	33-26		
12/26	49ers	S	5	2	3	0.0	0.0	0	0	0	0	0	0	0	0	0	0	0	0	0	0	0	0	0	0	L	12-20		
01/03	at Rams	P	2	1	1	0.0	0.0	0	0	0	0	0	0	0	0	0	1	0	0	0	0	0	0	0	0	L	7-18		
2020 TOTALS	15-7		51	40	11	2.0	10.0	3	18	2	0	0	0	0	8	0	2	0	3	0	0	0	0	0	0	0	8-8		

+ - Overtime

2019 GAME-BY-GAME REGULAR-SEASON STATISTICS (CARDINALS)

DATE	OPPONENT	P/S	TACKLES								INTERCEPTIONS					O. FUMB				ST				MISC		SCORE	
			TK	S	A	SK	YDS	TFL	YDS	QBH	NO	YDS	LG	TD	PD	FF	FR	TD	YDS	TK	S	A	FF	FR	S		A
09/08	Lions	S	5	4	1	0.0	0.0	0	0	0	0	0	0	0	0	0	0	0	0	0	0	0	0	0	0	T	27-27+
09/15	at Ravens	S	7	5	2	0.0	0.0	0	0	0	0	0	0	0	2	0	0	0	0	0	0	0	0	0	0	L	17-23
09/22	Panthers	S	2	2	0	0.0	0.0	0	0	0	0	0	0	0	0	0	0	0	0	0	0	0	0	0	0	L	20-38
09/29	Seahawks	S	5	5	0	0.0	0.0	0	0	0	0	0	0	0	1	0	0	0	0	0	0	0	0	0	0	L	10-27
10/06	at Bengals	S	9	8	1	0.0	0.0	0	0	0	0	0	0	0	1	0	0	0	0	0	0	0	0	0	0	W	26-23
10/13	Falcons	S	6	6	0	0.0	0.0	1	6	0	0	0	0	0	1	0	0	0	0	0	0	0	0	0	0	W	34-33
10/20	at Giants	S	5	5	0	0.0	0.0	0	0	0	0	0	0	0	0	0	0	0	0	0	0	0	0	0	0	W	27-21
10/27	at Saints	S	6	3	3	0.0	0.0	0	0	0	0	0	0	0	0	0	0	0	0	0	0	0	0	0	0	L	9-31
10/31	49ers	S	2	2	0	0.0	0.0	0	0	0	0	0	0	0	0	0	0	0	0	0	0	0	0	0	0	L	25-28
11/10	at Buccaneers	S	5	5	0	0.0	0.0	0	0	0	1	0	0	0	1	0	0	0	0	0	0	0	0	0	0	L	27-30
11/17	at 49ers	S	5	5	0	0.0	0.0	0	0	0	0	0	0	0	1	0	0	0	0	0	0	0	0	0	0	L	26-36
12/01	Rams	S	5	4	1	0.0	0.0	0	0	0	0	0	0	0	1	0	0	0	0	0	0	0	0	0	0	L	7-34
12/08	Steelers	S	4	4	0	0.0	0.0	1	3	0	0	0	0	0	0	0	0	0	0	0	0	0	0	0	0	L	17-23
12/15	Browns	S	3	3	0	0.0	0.0	0	0	0	0	0	0	0	0	0	0	0	0	0	0	0	0	0	0	W	38-24
12/22	at Seahawks	S	2	1	1	0.0	0.0	0	0	0	0	0	0	0	1	0	0	0	0	0	0	0	0	0	0	W	27-13
12/29	at Rams	S	7	4	3	0.0	0.0	1	6	0	0	0	0	0	1	0	0	0	0	0	0	0	0	0	0	L	24-31
2019 TOTALS	16-16		78	66	12	0.0	0.0	3	15	0	1	0	0	0	10	0	0	0	0	0	0	0	0	0	0	5-10-1	

+ - Overtime

2021 GAME-BY-GAME POSTSEASON STATISTICS (CARDINALS)

DATE	OPPONENT	P/S	TACKLES								INTERCEPTIONS					O. FUMB				ST				MISC		SCORE	
			TK	S	A	SK	YDS	TFL	YDS	QBH	NO	YDS	LG	TD	PD	FF	FR	TD	YDS	TK	S	A	FF	FR	S		A
01/17	at Rams	S	5	4	1	0.0	0.0	0	0	0	0	0	0	0	0	0	0	0	0	0	0	0	0	0	0	L	11-34
2021 TOTALS	1-1		5	4	1	0.0	0.0	0	0	0	0	0	0	0	0	0	0	0	0	0	0	0	0	0	0	0-1	



NICK MUSE



34

TIGHT END

Ht: 6-5

DOB: 11-25-98

Vikings Season: 2

Acquired: D7'22

Wt: 252

College: South Carolina

NFL Season: 2

2022 GP/GS

10/0

CAREER GP/GS

10/0

PLAYOFF GP/GS

0/0

KEY TRANSACTIONS

- Seventh-round (227th overall) pick out of South Carolina in the 2022 NFL Draft.
- Waived by the Vikings on 8/30/22.
- Signed to the practice squad on 8/31/22.
- Signed to the active roster on 11/19/22.
- Waived on 1/6/23.
- Signed to practice squad on 1/7/23.

OFF THE FIELD

- Criminal justice major
- Brother, Tanner, played football at Clemson and was a third-round pick by the Las Vegas Raiders in the 2020 NFL Draft.
- Enjoys water sports, bowling and basketball.

CAREER NOTES

2022 - Minnesota Vikings

- Signed to the active roster prior to Week 11 vs. Dallas and played snaps on special teams (11/20).
- Elevated prior to Week 10 at Buffalo and appeared on special teams (11/13).
- Elevated prior to Week 9 at Washington, appearing on special teams (11/6).
- Elevated prior to Week 5 vs. Chicago and made his NFL debut, appearing in six snaps on special teams (10/9).

COLLEGE - WILLIAM & MARY/SOUTH CAROLINA

- Started all 13 games in 2021, finishing the season fourth on the team with 20 catches for 222 yards and a pair of TDs.
- Started all 10 games at tight end in 2020. Caught 30 passes for 425 yards. Had the best game of his career against Georgia where he hauled in eight passes for 131 yards (both career highs), including a season-long 35-yard reception and his first career touchdown.
- Transferred from William & Mary at the start of fall camp in 2019 and played in eight games (one start), catching 17 passes for 158 yards.
- Played his sophomore season at William & Mary and ranked seventh in the CAA in receiving yards per game (64.7) after appearing in seven games (three starts). Ranked second on the team in catches (30) and receiving yards (453).
- Appeared in six games (one start), becoming just the third William & Mary tight end to play and second to earn a start as a true freshman (dating back to 1989). Finished the season with four catches for 55 yards and a touchdown.
- Tight end who took advantage of the NCAA rule allowing him to return for a fifth season despite never taking a redshirt year.
- Joined the Gamecocks at the start of fall camp in 2019 following a transfer from William & Mary.
- Logged 67 receptions for 805 yards in three seasons at South Carolina and 101 catches for 1,303 yards spanning a five-year career that included two seasons at William & Mary.
- His eight-catch game in 2019 marked the most catches for a Gamecocks tight end since Hayden Hurst had eight receptions against Mississippi State in 2016 and the most yards for a Gamecocks tight end since Danny Smith had 134 yards on just five catches against Appalachian State in 1985.

College - Honors

- 2021 Co-Most Outstanding Senior Award winner
- Selected to play in the East-West Shrine Bowl (2021)
- Co-Joe Morrison Offensive Player of the Spring honor (2021)
- 2020 Fourth-Team All-SEC (Phil Steele)
- 2020 PFF All-SEC honorable mention
- 2020 SEC Fall Academic Honor Roll
- 2019 SEC First-Year Academic Honor Roll

- 2019 All-Colonial Athletic Association Third-Team selection (William & Mary)

PREP - SOUTH POINT

- Four-year letterwinner as a tight end and linebacker at Belmont and graduated in 2017.
- Was a two-time *Gaston Gazette* Defensive Player of the Year (2015, 2016).
- Two-time all-conference selection.
- Second-team *All-Charlotte Observer* as a senior after totaling 165 tackles, as well as 32 catches for 654 yards with 10 touchdowns, en route to helping SPHS win the 2016 3A State Championship.
- Named the 2015 State Championship Defensive Player of the Game.
- Honored as the team's most versatile player as a senior and served two seasons as the team's captain of the defense.
- Also lettered in baseball, basketball and track and field.



JALEN NAILOR



83

WIDE RECEIVER

Ht: 6-0

DOB: 3-2-99

Vikings Season: 2

Acquired: D6b '22

Wt: 190

College: Michigan State

NFL Season: 2

2022 GP/GS

15/0

CAREER GP/GS

15/0

PLAYOFF GP/GS

1/0

KEY TRANSACTIONS

- Sixth-round (191st overall) pick out of Michigan State in the 2022 NFL Draft.

OFF THE FIELD

- Son of Jamar Nailor and Farrah Shelton.
- Human development and family studies major.
- Nickname is "Speedy."

CAREER NOTES

2022 - Minnesota Vikings

- Caught his first NFL pass, a 13-yard reception from P Ryan Wright in team's first successful punt fake of the 2022 season (10/2).
- Inactive for Week 5 vs. Chicago (10/9).
- Inactive for Week 9 at Washington (11/6).
- Led the team in receiving yards with 89 in Week 17. Caught his first NFL receiving touchdown, a 47-reception from QB Nick Mullens (1/1/23).
- Caught four passes for 62 receiving yards in Week 18 at Chicago (1/8/23).
- Appeared on special teams in his playoff debut (1/15/23).

COLLEGE - MICHIGAN STATE

- Closed his career tied for 17th in school history in TD catches (12), 16th in yards per catch (16.9), 28th in receiving yards (1,454) and 41st in receptions (86).
- Had four career 100-yard receiving outings (vs. Iowa, 11/7/20; vs. Western Kentucky, 10/2/21; vs. Rutgers, 10/9/21; vs. Pittsburgh, 12/30/21) and one 200-yard outing (vs. Rutgers, 10/9/21).
- Versatile playmaker who finished with 1,844 career all-purpose yards (1,454 receiving, 179 kick return, 163 rushing, 48 punt return).
- Had 17 carries for 163 yards (9.6 avg) with one rushing TD, along with eight punt returns for 48 yards (6.0 avg.) and nine kick returns for 179 yards.
- Led the Big Ten in yards per catch in 2020 (19.8 avg.) and ranked second in 2021 (18.8 avg.)

College - Honors

- 2020 Third-Team All-Big Ten selection by Phil Steele.
- Became the 46th Spartan to reach 1,000 career receiving yards in the Western Kentucky game on Oct. 2, 2021.
- Three-year letterwinner; finished his Spartans career with 86 receptions for 1,454 yards and 12 TDs in 28 career games from 2018-21, including 21 starts (one in 2018, four in 2019, seven in 2020, nine in 2021).
- MSU had a 20-8 record when Nailor was in the lineup, including a 9-0 mark in 2021.

PREP - BISHOP GORMAN (NV)

- Named the No. 1 wide receiver prospect in the state of Nevada by 247Sports and Rivals.com.
- Listed as one of the best overall players in the state of Nevada by 247Sports (No. 6), ESPN (No. 6) and Rivals.com (No. 7).
- Ranked among the top wide receivers in the nation by 247Sports (No. 120).
- Also returned punts and kicks.
- Was a member of three state championship and two "national championship" teams.
- Had 108 receptions for nearly 2,000 yards (1,995) and 28 touchdown catches during his varsity career for one of the most storied high school programs in the nation.
- Named to the 2017 ALL-USA TODAY Nevada First Team after helping lead Bishop Gorman to a 13-2 record and a No. 14 national ranking by MaxPreps.

JALEN NAILOR'S NFL REGULAR SEASON RUSHING/RECEIVING STATISTICS

RECEIVING

RUSHING

DATE	TEAM	GP	GS	NO.	YDS.	AVG.	LG	TD	NO.	YDS.	AVG.	LG	TD
2022	Vikings	15	0	9	179	19.9	47t	1	0	0	0.0	0	0
NFL TOTALS		15	0	9	179	19.9	47T	1	0	0	0.0	0	0

SINGLE-GAME HIGHS: RECEIVING

Receptions
Receiving Yards
Receiving Average

4 at CHI, Jan 08, 2023
 89 at GB, Jan 01, 2023
 29.7 at GB, Jan 01, 2023

Longest Receptions
All-Purpose Yards
Most TDs

47t at GB, Jan 01, 2023
 89 at GB, Jan 01, 2023
 1 at GB, Jan 01, 2023

2022 GAME-BY-GAME REGULAR-SEASON STATISTICS (VIKINGS)

RECEIVING

RUSHING

DATE	OPPONENT	P/S	NO.	YDS.	AVG.	LG	TD	NO.	YDS.	AVG.	LG	TD	W/L	SCORE
09/11	Packers	P	0	0	0.0	0	0	0	0	0.0	0	0	W	23-7
09/19	at Eagles	P	0	0	0.0	0	0	0	0	0.0	0	0	L	7-24
09/25	Lions	P	0	0	0.0	0	0	0	0	0.0	0	0	W	28-24
10/02	at Saints	P	1	13	13.0	13	0	0	0	0.0	0	0	W	28-25
10/09	Bears		ON INACTIVE LIST										W	29-22
10/16	at Dolphins	P	0	0	0.0	0	0	0	0	0.0	0	0	W	24-16
10/30	Cardinals	P	0	0	0.0	0	0	0	0	0.0	0	0	W	34-26
11/06	at Commanders		ON INACTIVE LIST										W	20-17
11/13	at Bills	P	0	0	0.0	0	0	0	0	0.0	0	0	W	33-30+
11/20	Cowboys	P	1	15	15.0	15	0	0	0	0.0	0	0	L	3-40
11/24	Patriots	P	0	0	0.0	0	0	0	0	0.0	0	0	W	33-26
12/04	Jets	P	0	0	0.0	0	0	0	0	0.0	0	0	W	27-22
12/11	at Lions	P	0	0	0.0	0	0	0	0	0.0	0	0	L	23-34
12/17	Colts	P	0	0	0.0	0	0	0	0	0.0	0	0	W	39-36+
12/24	Giants	P	0	0	0.0	0	0	0	0	0.0	0	0	W	27-24
01/01	at Packers	P	3	89	29.7	47t	1	0	0	0.0	0	0	L	17-41
01/08	at Bears	P	4	62	15.5	26	0	0	0	0.0	0	0	W	29-13
2022 TOTALS		15-0	9	179	19.9	47T	1	0	0	0.0	0	0	0	13-4

+ - Overtime



KENE NWANGWU

(kuh-NAY WAHN-goo)



26

RUNNING BACK

Ht: 6-1

DOB: 2-9-98

Vikings Season: 3

Acquired: D4a '21

Wt: 210

College: Iowa State

NFL Season: 3

2022 GP/GS

17/0

CAREER GP/GS

28/0

PLAYOFF GP/GS

1/0

KEY TRANSACTIONS

- Drafted in the fourth round (119th overall) of the 2021 NFL Draft.

OFF THE FIELD

- Name is pronounced ken-A WAHN-woo.
- Brother, Emeka, ran track at UT-Arlington.
- Majored in mechanical engineering.
- Named Co-Big 12 Scholar-Athlete of the Year for 2020 after earning Academic All-Big 12 on three occasions during his career.
- In 2022, he and his significant other welcomed their son, Kaylum.

HONORS

- NFC Special Teams Player of the Week (2x - Week 9, 2021, Week 12, 2022).
- *Associated Press* Second Team All-Pro (2022).

CAREER NOTES

- Part of 11-member Vikings 2021 Draft class, tied for the biggest in the NFL in 2021.

2022 - Minnesota Vikings

- Had two kick returns, including one for 22 yards, at Philadelphia (9/19).
- Returned five kicks for 115 total kick return yards vs. Detroit (9/25).
- Tallied two kick returns, including his longest of the season of 33 yards, in Week 4 vs. New Orleans (10/2).
- Returned three kicks for 86 total yards, and notched a new season-long 39-yard return at Buffalo (11/13).
- Recorded a 97-yard kickoff return for a touchdown vs. New England, marking the third time in his career that he's tallied this. Leads the NFL in KOR TDs since entering the league in 2021 (11/24).
- Returned a career-high six kicks for 159 kick return yards (12/17).
- Tallied one kick return for 24 yards against the Giants in the Wild Card round (1/15/23).

2021 - Minnesota Vikings

- Appeared in 11 games as a kick returner and on offense as a running back. Had 13 carries for 61 rushing yards. Led the NFL in kick return touchdowns with two. Became the fastest player in NFL history to record two kickoff return touchdowns, a stat dating back to 1970. Joined Steve Smith (Carolina), Randall Cobb (Green Bay), David Johnson (Arizona) and Darrick Vaughn (Atlanta) as the only players in the NFL since 2000 to score on one of their two first two kickoff returns.
- Activated from Reserve/Injured, designated for return ahead of Week 8 vs. Dallas.
- Played in his first NFL career game against Dallas (10/31).
- Recorded a 98-yard kick return for a touchdown at Baltimore (11/7).
- Completed a successful fake punt attempt 9 yards for a first down at Baltimore (11/7). The successful fake punt attempt marked the first successful attempt since Adam Thielen's 41-yard run at Green Bay in 2016.
- Returned another kick for a touchdown for 99 yards, becoming the first Vikings rookie since Cordarrelle Patterson (2013) and Percy Harvin (2009) to post two kickoff return touchdowns in their rookie seasons (11/21).
- Became the first player to have two 100-yard kick return games in a single season since Patterson in 2016 (11/28).
- Had the longest run of his career for 19 yards (12/20).

COLLEGE - IOWA STATE

- Ended Iowa State tenure with school-record 2,470 career KO return yards, the third-best mark in Big 12 history.
- Capped final season with a 28.9-yard average on KO returns, the second-best mark in Cyclones history for a season.
- Ran for 774 career yards and four TDs.

- Named Second-Team All-Big 12 by conference coaches and was named Honorable Mention by league coaches in 2016 and 2020.
- Had career day rushing as a senior with 77 yards against West Virginia.
- Had one carry, a 49-yard TD vs. TCU as a senior, his career-long run.
- As a true freshman in 2016, had five KOR of 40+ yards, including a 97-yard TD vs. West Virginia, the third-longest in Cyclones history.
- Named Co-Big 12 Scholar-Athlete of the Year for 2020 after earning Academic All-Big 12 on 3 occasions during his career.
- Did not miss a game (38) over his final three seasons at Iowa State.
- Established himself as one of the top KO returners in the nation as a true freshman in 2016, averaging 26.4 yards per return.

PREP - HERITAGE (TX)

- Consensus three-star recruit by Rivals, ESPN, 247Sports at Heritage High in Frisco, Texas.
- Named team MVP as a junior and senior and all-district choice, rushing for more than 1,300 yards in each season.
- Won the Class 5A state title as a senior with a high jump of 6-10 and was runner-up as both a junior and sophomore at 6-8.

KENE NWANGWU'S NFL REGULAR SEASON RUSHING/RECEIVING STATISTICS

		RUSHING							RECEIVING				
DATE	TEAM	GP	GS	NO.	YDS.	AVG.	LG	TD	NO.	YDS.	AVG.	LG	TD
2022	Vikings	17	0	9	14	1.6	8	0	2	21	10.5	16	0
2021	Vikings	11	0	13	61	4.7	19	0	4	9	2.3	6	0
NFL TOTALS		28	0	22	75	3.4	19	0	6	30	5.0	16	0

KENE NWANGWU'S NFL POSTSEASON RUSHING/RECEIVING STATISTICS

		RUSHING							RECEIVING				
DATE	TEAM	GP	GS	NO.	YDS.	AVG.	LG	TD	NO.	YDS.	AVG.	LG	TD
2022	Vikings	1	0	0	0	0.0	0	0	0	0	0.0	0	0
NFL TOTALS		1	0	0	0	0.0	0	0	0	0	0.0	0	0

KENE NWANGWU'S NFL REGULAR SEASON RETURN STATISTICS

		KICKOFF RETURNS					PUNT RETURNS					
DATE	TEAM	RET.	YDS.	AVG.	LG	TD	NO.	FC	YDS.	AVG.	LG	TD
2022	Vikings	35	920	26.3	97t	1	0	0	0	0.0	0	0
2021	Vikings	18	579	32.2	99t	2	0	0	0	0.0	0	0
NFL TOTALS		53	1,499	28.3	99T	3	0	0	0	0.0	0	0

KENE NWANGWU'S NFL POSTSEASON RETURN STATISTICS

		KICKOFF RETURNS					PUNT RETURNS					
DATE	TEAM	RET.	YDS.	AVG.	LG	TD	NO.	FC	YDS.	AVG.	LG	TD
2022	Vikings	1	24	24.0	24	0	0	0	0	0.0	0	0
NFL TOTALS		1	24	24.0	24	0	0	0	0	0.0	0	0

SINGLE-GAME HIGHS: RUSHING/RECEIVING

Rush Attempts

5 vs. LAR, Dec 26, 2021

Rushing Yards

33 at CHI, Dec 20, 2021

Longest Runs

19 at CHI, Dec 20, 2021

Receptions

2 vs. LAR, Dec 26, 2021

...1 more at 2.

Receiving Yards

5 vs. LAR, Dec 26, 2021

Longest Receptions

6 vs. LAR, Dec 26, 2021

...1 more at 6.

All-Purpose Yards

178 at SF, Nov 28, 2021

Kickoff Returns

6 vs. IND, Dec 17, 2022

Kickoff Return Yards

171 at SF, Nov 28, 2021

Longest Kickoff Return

99t at SF, Nov 28, 2021

Kickoff Return TDs

1 at SF, Nov 28, 2021

...1 more at 1.

Kickoff Return Average

42.8 at SF, Nov 28, 2021

Most TDs

1 at SF, Nov 28, 2021

...1 more at 1.

2022 GAME-BY-GAME REGULAR-SEASON STATISTICS (VIKINGS)

DATE	OPPONENT	P/S	RUSHING					RECEIVING					W/L	SCORE
			NO.	YDS.	AVG.	LG	TD	NO.	YDS.	AVG.	LG	TD		
09/11	Packers	P	0	0	0.0	0	0	0	0	0.0	0	0	W	23-7
09/19	at Eagles	P	0	0	0.0	0	0	0	0	0.0	0	0	L	7-24
09/25	Lions	P	0	0	0.0	0	0	0	0	0.0	0	0	W	28-24
10/02	at Saints	P	0	0	0.0	0	0	0	0	0.0	0	0	W	28-25
10/09	Bears	P	0	0	0.0	0	0	0	0	0.0	0	0	W	29-22
10/16	at Dolphins	P	0	0	0.0	0	0	0	0	0.0	0	0	W	24-16
10/30	Cardinals	P	0	0	0.0	0	0	0	0	0.0	0	0	W	34-26
11/06	at Commanders	P	0	0	0.0	0	0	0	0	0.0	0	0	W	20-17
11/13	at Bills	P	0	0	0.0	0	0	0	0	0.0	0	0	W	33-30+
11/20	Cowboys	P	4	1	0.3	4	0	1	5	5.0	5	0	L	3-40
11/24	Patriots	P	0	0	0.0	0	0	0	0	0.0	0	0	W	33-26
12/04	Jets	P	0	0	0.0	0	0	0	0	0.0	0	0	W	27-22
12/11	at Lions	P	0	0	0.0	0	0	0	0	0.0	0	0	L	23-34
12/17	Colts	P	0	0	0.0	0	0	0	0	0.0	0	0	W	39-36+
12/24	Giants	P	0	0	0.0	0	0	0	0	0.0	0	0	W	27-24
01/01	at Packers	P	0	0	0.0	0	0	0	0	0.0	0	0	L	17-41
01/08	at Bears	P	5	13	2.6	8	0	1	16	16.0	16	0	W	29-13
2022 TOTALS		17-0	9	14	1.6	8	0	2	21	10.5	16	0	13-4	

+ - Overtime

2021 GAME-BY-GAME REGULAR-SEASON STATISTICS (VIKINGS)

DATE	OPPONENT	P/S	RUSHING					RECEIVING					W/L	SCORE
			NO.	YDS.	AVG.	LG	TD	NO.	YDS.	AVG.	LG	TD		
09/12	at Bengals												L	24-27+
09/19	at Cardinals												L	33-34
09/26	Seahawks												W	30-17
10/03	Browns												L	7-14
10/10	Lions												W	19-17
10/17	at Panthers												W	34-28+
10/31	Cowboys												L	16-20
11/07	at Ravens												L	31-34+
11/14	at Chargers												W	27-20
11/21	Packers	P	0	0	0.0	0	0	0	0	0.0	0	0	W	34-31
11/28	at 49ers	P	1	7	7.0	7	0	0	0	0.0	0	0	L	26-34
12/05	at Lions	P	2	0	0.0	1	0	2	4	2.0	6	0	L	27-29
12/09	Steelers	P	0	0	0.0	0	0	0	0	0.0	0	0	W	36-28
12/20	at Bears	P	3	33	11.0	19	0	0	0	0.0	0	0	W	17-9
12/26	Rams	P	5	8	1.6	5	0	2	5	2.5	6	0	L	23-30
01/02	at Packers	P	0	0	0.0	0	0	0	0	0.0	0	0	L	10-37
01/09	Bears	P	1	4	4.0	4	0	0	0	0.0	0	0	W	31-17
2021 TOTALS		8-0	12	52	4.3	19	0	4	9	2.3	6	0	8-9	

+ - Overtime

2022 GAME-BY-GAME POSTSEASON STATISTICS (VIKINGS)

DATE	OPPONENT	P/S	RUSHING					RECEIVING					W/L	SCORE
			NO.	YDS.	AVG.	LG	TD	NO.	YDS.	AVG.	LG	TD		
01/15	Giants	P	0	0	0.0	0	0	0	0	0.0	0	0	L	24-31
2022 TOTALS		1-0	0	0	0.0	0	0	0	0	0.0	0	0	0-1	



BRIAN O'NEILL



75

TACKLE

Ht: 6-7

DOB: 9-15-95

Vikings Season: 6

Acquired: D2 '18

Wt: 310

College: Pittsburgh

NFL Season: 6

2022 GP/GS

16/16

CAREER GP/GS

79/75

PLAYOFF GP/GS

2/2

KEY TRANSACTIONS

- Drafted in the second round (62nd overall) of the 2018 NFL Draft.

OFF THE FIELD

- Earned bachelor's degree in finance in December 2018.
- Has strong athletic background in his family - father played RB at Dartmouth, mother was a swimmer at Northeastern, and he has a brother who played soccer at Northwestern.
- High school teammates with Villanova star and Final Four MVP Donte DiVincenzo.
- Has been active working with Autism Delaware charity events.
- In November 2019, helped give away 250 turkeys with other OL at The Salvation Army-Citadel Center in St. Paul.
- Helped at Special Olympics MN athletes for an evening of flag football at TCO Performance Center in September of 2019.

HONORS

- Vikings Rookie of the Year (2018)
- Pro Bowl (2022)

CAREER NOTES

- Highest-drafted Pitt player by the Vikings since Hall of Famer Chris Doleman at No. 4 overall in 1985.
- Joined T Christian Darrisaw (2021, 1st Rd., No. 23), OT Ezra Cleveland (2020, 2nd Rd., No. 58) and C Garrett Bradbury (2019, 1st Rd. No. 18) as OL drafted by the Vikings in the opening two rounds of the draft in four consecutive seasons.
- Signed a contract extension with the Vikings prior to the start of the 2021 season.
- Since moving into starting lineup for final 11 games of 2018, has started every game he has been active. Teammates at Pitt with 2021 Vikings rookies DE Patrick Jones II and DT Jaylen Twyman.

2022 - Minnesota Vikings

- Finished the 2022 season on Reserve/Injured.
- Helped QB Kirk Cousins throw 34 completions for 299 yards and three passing touchdowns, and also allowed Jefferson to set two single-season franchise records and Cook to pass Chuck Foreman for the third-most rushing yards in team history (12/24).
- Also helped the team to tally one rushing touchdown in the largest comeback in NFL history, a 33-point deficit to defeat the Colts in OT (12/17).
- Part of an offensive line that helped Cousins throw for 460 passing yards and four passing touchdowns.
- Helped Cousins pass for 427 yards, Jefferson to set the franchise single-game receiving yard high of 223, Cook to tally his 47th rushing TD, and Thielen to catch his 53rd receiving TD (12/11).
- Part of an offensive line that helped the offense tally two rushing touchdowns and a receiving touchdown (12/4).
- Helped Jefferson set the NFL record for most receiving yards through a player's first three seasons in NFL history, Thielen to tally his 52nd receiving TD, and Hockenson to catch his first touchdown pass as a Viking (11/24).
- Part of an offensive line that helped RB Dalvin Cook record his longest rushing touchdown of his career of 81 yards, WR Justin Jefferson to set a new career high of 193 receiving yards, his 20th game of at least 100 yards receiving and the most in a player's first three seasons in NFL history (11/13).
- Helped Cousins (137) to pass Daunte Culpepper (135) for the third-most passing touchdowns in franchise history. Also helped Jefferson tally his 19th career 100-yard receiving game, Cook to tally his fourth receiving touchdown of his career and Thielen to become the third Vikings WR to catch at least 500 passes in his career (11/6).
- Part of an offensive line that helped the offense tally three rushing touchdowns and two passing touchdowns. Also helped QB Kirk Cousins to become the 31st QB in NFL history to complete 3,000 passes in his career (10/30).
- Helped RB Dalvin Cook to tally a 53-yard touchdown run, WR Adam Thielen to tally his 51st career receiving touchdown and TE Irv Smith, Jr., to record a touchdown (10/16).
- Part of an offensive line that helped QB Kirk Cousins notch 17-straight pass completions, WR Justin Jefferson to catch a career-high 12 passes, RB Dalvin Cook to tally two rushing touchdowns and for WR Jalen Reagor to record his first touchdown as a Vikings

(10/9).

- Helped WR Justin Jefferson to tally his first rushing touchdown, 16th 100-yard receiving game and RB Alexander Mattison to tally his first receiving TD of the season in Week 4 vs. New Orleans (10/2).
- Part of an offensive line that helped two RBs tally a rushing touchdown each and WR Adam Thielen notch his 50th career receiving touchdown (9/25).
- Started his 60th career game against Green Bay (9/11) and was part of an offensive line that allowed WR Justin Jefferson to tally a career-high 184 receiving yards and two touchdowns. Also part of an offensive line that only allowed 1.0 sack in Week 1.

2021 - Minnesota Vikings

- Appeared in all 17 games this season. Part of an offense that only surrendered 30 sacks in 2021, the fifth-fewest in the NFL. Played in 100 percent of the team's offensive snaps this season.
- Started the first five games of the season at RT.
- Helped RB Alexander Mattison run for 100-plus yards for the third time in his career in a win over Detroit (10/10).
- Key part of the offense, reaching 571 total yards at Carolina (10/17).
- Helped RB Dalvin Cook rush for his 32nd touchdown since 2019 and third of the season at Los Angeles Chargers (11/14).
- Part of an offense that allowed QB Kirk Cousins to pass for 275 yards, two passing touchdowns and zero interceptions (11/14).
- Helped QB Kirk Cousins tally another 300+ passing yard game and WR Justin Jefferson record his 11th career 100-yard receiving game and two touchdowns against Green Bay (11/21).
- Helped WR Adam Thielen register his eighth multi-touchdown game of his career (11/28).
- Part of an offense that helped WR Justin Jefferson eclipse 1,000 yards receiving on the season and helped RB Alexander Mattison record his first rushing touchdown of the season and fourth in his career (11/28).
- Paved the way for WR Justin Jefferson to pass Jerry Rice in most receiving yards in the first two seasons of their career in NFL history, RB Alexander Mattison rush for his second touchdown of the season and Kirk Cousins record another 300+ passing and two touchdown game (12/5).
- Part of an offense that helped RB Dalvin Cook record his second 200+ rushing yard game of his career and two rushing touchdowns (12/9).
- Helped WR Justin Jefferson pass Hall of Famer Randy Moss for second in most receiving yards in a player's first two seasons in NFL history, trailing only Odell Beckham, Jr., by 20 yards (12/20).
- Part of an offense that allowed Kirk Cousins to pass for 300-plus yards and for WR Justin Jefferson to set the NFL record for most receiving yards in a player's first two seasons in the league (12/26).
- Helped QB Sean Mannion throw for 189 yards and his first touchdown of his career at Green Bay (1/2).

2020 - Minnesota Vikings

- Started all 16 games at RT for team that was fourth in the NFL in total offense, the highest mark since 2004.
- Helped Vikings offense post a 300-yard passer, 100-yard WR and a 100-yard RB for the second time on the season, matching a Vikings record for a season vs. Jacksonville (12/6).
- Paved way for Vikings offense to post a 3,000-yard passer, 1,000-yard WR and a 1,000-yard RB for the second straight season.
- Blocked for Dalvin Cook as he broke the 1,000-yard mark for the season vs. Dallas (11/22) in his ninth game of 2020, the second-fastest in team history behind Adrian Peterson's 8 games.
- Helped Cook run for 206 yards vs. Detroit (11/8), only the third Vikings player to break the 200-yard mark in team history.
- Paved the way for Cook to become only the third player in Vikings history to score four TDs in a game (three rushing, one receiving), also tying the team mark for rushing TDs in a game, while running for 163 yards at Green Bay (11/1).
- Helped RB Alexander Mattison break the 100-yard mark for the first time in his career at Seattle (10/11) after he replaced an injured Dalvin Cook.
- Part of an offense that featured two 100+ yard WRs and a 100-yard RB for the first time since the 2000 season at Houston (10/4) as the club got the first win of the season.
- Helped Cook run for career-high 181 yards and part of offense that had a 175+ yard rusher and receiver (Justin Jefferson, 175) in the same game for the first time in NFL history vs. Tennessee (9/27).

2019 - Minnesota Vikings

- Key part of an offensive line that gave up only 28 sacks, tied for fourth-fewest in the NFL and the sixth-lowest in team history.
- Minnesota allowed zero sacks in four games on the season and only one sack in six games.
- Made 15 regular-season starts at RT and two postseason starts.
- Helped RB Dalvin Cook break the 1,000-yard mark and earn Pro Bowl honors while protecting Kirk Cousins en route to his Pro Bowl berth.
- Started at RT in the season opener vs. Atlanta (9/8) as the Vikings offense posted 172 rushing yards.
- Started at RT at Green Bay (9/15), blocking as Dalvin Cook rushed for a then career-high 154 yards.
- Started at RT vs. Oakland (9/22) as the offense rushed for 211 yards and did not allow a sack.
- Started at RT as the Vikings posted 490 yards of offense at the New York Giants (10/6).
- Started at RT as the Vikings offense scored 38 points vs. Philadelphia (10/13).
- Started at RT at Detroit (10/20) as Minnesota posted 503 total yards of offense, the most since Minnesota racked up 558 total yards vs. Atlanta on 9/28/14, and scored 42 points, the most since Minnesota scored 49 points vs. NY Giants on 12/27/15.
- Started at RT vs. Washington (10/24) as the Vikings offense was not forced to punt for the first time since the 2004 season.
- Started at RT in the 27-23 win vs. Denver (11/17) as Minnesota scored 27 2nd-half points after being down 20-0 at half.
- Inactive vs. Chicago (12/29) as Minnesota rested starters.
- Made his NFL postseason debut in the Wild Card win at New Orleans (1/5/20), starting at RT.
- Started at RT in the Divisional game at San Francisco (1/11/20) but left game with injury.

2018 - Minnesota Vikings

- Played in 15 games, starting the last 11 at RT.
- Blocked for QB Kirk Cousins as he became the 1st player in NFL history to throw for 4,000 yards, 30 TDs, 10 or fewer INTs and post a 70% completion rate in a single season.
- Made his NFL debut at RT at Green Bay (9/16) when Rashod Hill left with an injury.
- Stepped in at RT at Philadelphia (10/7) after starter Rashod Hill moved to LT for an injured Riley Reiff.
- Made his first career start vs. Arizona (10/14), playing RT as Hill moved to LT in place of Reiff.
- Started at RT vs. Miami (12/16) as the team rushed for 220 yards and scored a season-high 41 points.

COLLEGE - PITTSBURGH

- Started the final 37 games and played in 38 during his Panthers career, 2015 and 2016 at RT and 2017 at LT.
- Helped Pitt to bowl games in 2015 and 2016 with 8-5 records.
- Team was 5-7 in 2017 but won the final game of the season and the final game of his Pitt career with a stunning 24-14 upset over No. 2 Miami.
- The Panthers upset No. 2 Clemson in 2016 on the road 43-42.
- An All-Atlantic Coast Conference choice by The Associated Press and conference coaches in 2017.
- Moved from TE to T as a redshirt freshman in 2015 and went on to start 12 games at RT.
- Scored both career TDs on rushes during the 2016 season: a 24-yarder vs. Georgia Tech and 5-yard score against Virginia Tech.

PREP - SALESIANUM (DE)

- Helped Salesianum High to Delaware Division I state championship as a standout TE/DE with an 11-1 mark.
- Teamed with Vikings linebacker Troy Reeder.
- He averaged 18.6 yards per catch with 33 catches for 614 yards and 8 TDs.
- Named First-Team All-State as a senior after Third-Team honors as a sophomore and junior.
- During his final 3 seasons, squad went 31-7.
- Earned Delaware Basketball Player of the Year honors as a senior after leading team to first state title with a 22-2 mark.
- Averaged 13.5 ppg and 8.2 rpg on the hardwood.



JOSH OLIVER



84

TIGHT END

Ht: 6-5

DOB: 3-21-97

Vikings Season: 1

Acquired: FA '23

Wt: 259

College: San Jose State

NFL Season: 5

2022 GP/GS

17/9

CAREER GP/GS

35/11

PLAYOFF GP/GS

1/1

KEY TRANSACTIONS

- Acquired by the Ravens on 3/18/21 in exchange for an undisclosed 2022 draft choice.
- Placed on Injured Reserve (foot) on 8/20/20.
- Placed on Injured Reserve (back) on 11/18/19.
- Originally selected by the Jacksonville Jaguars in the third round (69th overall) of the 2019 NFL Draft.

OFF THE FIELD

- Is an avid snowboarder.
- Father, Rene, played college football for Cal Poly...Uncle, Clancy, was a defensive back for the Pittsburgh Steelers and St. Louis Cardinals...Second cousin, Darren, pitched for 20 seasons in the MLB.

CAREER NOTES

- Appeared in all 17 games (nine starts) in 2022, producing career highs in every receiving category, including receptions (14), yards (149) and TDs (2).
- Recorded career highs in receptions (4) and receiving yards (76) – including a career-long 40-yarder – while hauling a 12-yard TD reception at Jacksonville (11/27/22).
- Collected his first-career TD grab on a 1-yard reception from QB Lamar Jackson in the 37-26 win at New England (9/25/22).
- In 2021, saw action in 14 games (one start) in his first year as a Raven, registering 9 catches for 66 yards...Helped block for the NFL's sixth-ranked offense (378.8 ypg) and third-best rushing attack (145.8 ypg), also adding three special teams tackles.

2022 - Baltimore Ravens

- Appeared in all 17 games (nine starts), producing career highs in every receiving category, including receptions (14), yards (149) and TDs (2).
- Recorded team and career highs in receptions (4) and receiving yards (76) – including a career-long 40-yarder – while hauling a 12-yard TD reception to put Baltimore ahead with just over two minutes remaining in regulation at Jacksonville (11/27).
- Collected his first-career TD grab on a 1-yard reception from QB Lamar Jackson in the 37-26 win at NE (9/25).

2021 - Baltimore Ravens

- Saw action in 14 games (one start) in his first year as a Raven, registering a career-high nine catches for 66 yards... Helped block for the NFL's sixth-ranked offense (378.8 ypg) and third-best rushing attack (145.8 ypg), also adding 3 special teams tackles.
- Notched career highs in receptions (2) and receiving yards (13) in the 31-25 vs. Indianapolis (10/11).

2020 - Jacksonville Jaguars

- Spent the entire season on Injured Reserve after suffering a foot injury in practice.

2019 - Jacksonville Jaguars

- Appeared in four games (one start) before suffering a season-ending back injury in Week 11...Totaled three receptions for 15 yards on the season.
- Caught a 5-yard pass in his first career start at Indianapolis (11/17).
- Saw action at TE and made his first career reception – a 6-yard grab – vs. New York Jets (10/27).
- Made his NFL debut, seeing 25 snaps on offense at Cincinnati (10/20).

- Appeared in 49 games (36 starts) in four seasons with San Jose State, tallying 98 receptions for 1,067 yards and seven TDs...Became the fourth tight end in school history with 1,000-plus career receiving yards.
- Competed in the 2019 Senior Bowl...Ranked third nationally among FBS tight ends and led the team with 56 receptions during his senior campaign in 2018...Also produced 709 receiving yards and four TDs that season.
- Was a three-time academic All-Mountain West award winner and recipient of the 2017 Arthur Ashe Jr. Sports Scholar Award.
- Earned his degree in business administration.

PREP - PASO ROBLES (CA)

- Prepped at Paso Robles (CA) HS, where he played tight end, defensive end and linebacker.
- Also played forward for the basketball team.

JOSH OLIVER'S NFL REGULAR SEASON RUSHING/RECEIVING STATISTICS

DATE	TEAM	GP	GS	RECEIVING					RUSHING				
				NO.	YDS.	AVG.	LG	TD	NO.	YDS.	AVG.	LG	TD
2022	Ravens	17	9	14	149	10.6	40	2	0	0	0.0	0	0
2021	Ravens	14	1	9	66	7.3	19	0	0	0	0.0	0	0
2020	Jaguars	0	0	0	0	0.0	0	0	0	0	0.0	0	0
2019	Jaguars	4	1	3	15	5.0	6	0	0	0	0.0	0	0
NFL TOTALS		35	11	26	230	8.8	40	2	0	0	0.0	0	0

JOSH OLIVER'S NFL POSTSEASON RUSHING/RECEIVING STATISTICS

DATE	TEAM	GP	GS	RECEIVING					RUSHING				
				NO.	YDS.	AVG.	LG	TD	NO.	YDS.	AVG.	LG	TD
2022	Ravens	1	1	2	26	13.0	19	0	0	0	0.0	0	0
NFL TOTALS		1	1	2	26	13.0	19	0	0	0	0.0	0	0

SINGLE-GAME HIGHS: RECEIVING

Receptions 4 at JAX, Nov 27, 2022
Receiving Yards 76 at JAX, Nov 27, 2022
Receiving Average 19.0 at JAX, Nov 27, 2022
Longest Receptions 40 at JAX, Nov 27, 2022
Receiving TDs 1 at JAX, Nov 27, 2022
 ...1 more at 1.

All-Purpose Yards 76 at JAX, Nov 27, 2022
Special Teams Tackles 1 vs. PIT, Jan 09, 2022
 ...2 more at 1.
Most TDs 1 at JAX, Nov 27, 2022
 ...1 more at 1.
Miscellaneous Tackles 1 at CLE, Dec 12, 2021

SINGLE-GAME HIGHS - POSTSEASON: RECEIVING

Receptions 2 at CIN, Jan 15, 2023
Receiving Yards 26 at CIN, Jan 15, 2023

Longest Receptions 19 at CIN, Jan 15, 2023
All-Purpose Yards 26 at CIN, Jan 15, 2023

2022 GAME-BY-GAME REGULAR-SEASON STATISTICS (RAVENS)

DATE	OPPONENT	P/S	RECEIVING					RUSHING					W/L	SCORE
			NO.	YDS.	AVG.	LG	TD	NO.	YDS.	AVG.	LG	TD		
09/11	at Jets	P	0	0	0.0	0	0	0	0	0.0	0	0	W	24-9
09/18	Dolphins	S	0	0	0.0	0	0	0	0	0.0	0	0	L	38-42
09/25	at Patriots	P	2	8	4.0	7	1	0	0	0.0	0	0	W	37-26
10/02	Bills	P	0	0	0.0	0	0	0	0	0.0	0	0	L	20-23
10/09	Bengals	S	0	0	0.0	0	0	0	0	0.0	0	0	W	19-17
10/16	at Giants	P	2	21	10.5	12	0	0	0	0.0	0	0	L	20-24
10/23	Browns	P	0	0	0.0	0	0	0	0	0.0	0	0	W	23-20
10/27	at Buccaneers	P	1	4	4.0	4	0	0	0	0.0	0	0	W	27-22
11/07	at Saints	S	1	19	19.0	19	0	0	0	0.0	0	0	W	27-13
11/20	Panthers	P	1	2	2.0	2	0	0	0	0.0	0	0	W	13-3
11/27	at Jaguars	P	4	76	19.0	40	1	0	0	0.0	0	0	L	27-28
12/04	Broncos	S	0	0	0.0	0	0	0	0	0.0	0	0	W	10-9
12/11	at Steelers	S	0	0	0.0	0	0	0	0	0.0	0	0	W	16-14
12/17	at Browns	S	2	13	6.5	8	0	0	0	0.0	0	0	L	3-13
12/24	Falcons	S	1	6	6.0	6	0	0	0	0.0	0	0	W	17-9
01/01	Steelers	S	0	0	0.0	0	0	0	0	0.0	0	0	L	13-16
01/08	at Bengals	S	0	0	0.0	0	0	0	0	0.0	0	0	L	16-27
2022 TOTALS		17-9	14	149	10.6	40	2	0	0	0.0	0	0	10-7	

2021 GAME-BY-GAME REGULAR-SEASON STATISTICS (RAVENS)

DATE	OPPONENT	P/S	RECEIVING					RUSHING					W/L	SCORE
			NO.	YDS.	AVG.	LG	TD	NO.	YDS.	AVG.	LG	TD		
09/13	at Raiders	P	0	0	0.0	0	0	0	0	0.0	0	0	L	27-33+
09/19	Chiefs	P	1	9	9.0	9	0	0	0	0.0	0	0	W	36-35
09/26	at Lions	P	1	6	6.0	6	0	0	0	0.0	0	0	W	19-17
10/03	at Broncos	P	0	0	0.0	0	0	0	0	0.0	0	0	W	23-7
10/11	Colts	P	2	13	6.5	7	0	0	0	0.0	0	0	W	31-25+
10/17	Chargers	P	1	2	2.0	2	0	0	0	0.0	0	0	W	34-6
10/24	Bengals	P	2	29	14.5	19	0	0	0	0.0	0	0	L	17-41
11/07	Vikings	P	0	0	0.0	0	0	0	0	0.0	0	0	W	34-31+
11/11	at Dolphins	P	0	0	0.0	0	0	0	0	0.0	0	0	L	10-22
11/21	at Bears	P	0	0	0.0	0	0	0	0	0.0	0	0	W	16-13
11/28	Browns							ON INACTIVE LIST					W	16-10
12/05	at Steelers	P	0	0	0.0	0	0	0	0	0.0	0	0	L	19-20
12/12	at Browns	P	1	6	6.0	6	0	0	0	0.0	0	0	L	22-24
12/19	Packers	P	0	0	0.0	0	0	0	0	0.0	0	0	L	30-31
12/26	at Bengals							RESERVE/COVID-19					L	21-41
01/02	Rams							RESERVE/COVID-19					L	19-20
01/09	Steelers	S	1	1	1.0	1	0	0	0	0.0	0	0	L	13-16+
2021 TOTALS		14-1	9	66	7.3	19	0	0	0	0.0	0	0	8-9	

+ - Overtime

2020 GAME-BY-GAME REGULAR-SEASON STATISTICS (JAGUARS)

DATE	OPPONENT	P/S	RECEIVING					RUSHING					W/L	SCORE
			NO.	YDS.	AVG.	LG	TD	NO.	YDS.	AVG.	LG	TD		
09/13	Colts												W	27-20
09/20	at Titans												L	30-33
09/24	Dolphins												L	13-31
10/04	at Bengals												L	25-33
10/11	at Texans												L	14-30
10/18	Lions												L	16-34
10/25	at Chargers												L	29-39
11/08	Texans												L	25-27
11/15	at Packers												L	20-24
11/22	Steelers												L	3-27
11/29	Browns												L	25-27
12/06	at Vikings												L	24-27+
12/13	Titans												L	10-31
12/20	at Ravens												L	14-40
12/27	Bears												L	17-41
01/03	at Colts												L	14-28
2020 TOTALS		0-0	0	0	0.0	0	0	0	0	0.0	0	0	1-15	

+ - Overtime

2019 GAME-BY-GAME REGULAR-SEASON STATISTICS (JAGUARS)

DATE	OPPONENT	P/S	RECEIVING					RUSHING					W/L	SCORE
			NO.	YDS.	AVG.	LG	TD	NO.	YDS.	AVG.	LG	TD		
09/08	Chiefs												L	26-40
09/15	at Texans												L	12-13
09/19	Titans												W	20-7
09/29	at Broncos												W	26-24
10/06	at Panthers												L	27-34
10/13	Saints												L	6-13
10/20	at Bengals	P	0	0	0.0	0	0	0	0	0.0	0	0	W	27-17
10/27	Jets	P	1	6	6.0	6	0	0	0	0.0	0	0	W	29-15
11/03	Texans	P	1	4	4.0	4	0	0	0	0.0	0	0	L	3-26
11/17	at Colts	S	1	5	5.0	5	0	0	0	0.0	0	0	L	13-33
11/24	at Titans												L	20-42
12/01	Buccaneers												L	11-28
12/08	Chargers												L	10-45
12/15	at Raiders												W	20-16
12/22	at Falcons												L	12-24
12/29	Colts												W	38-20
2019 TOTALS		4-1	3	15	5.0	6	0	0	0	0.0	0	0	6-10	

2022 GAME-BY-GAME POSTSEASON STATISTICS (RAVENS)

DATE	OPPONENT	P/S	RECEIVING					RUSHING					W/L	SCORE
			NO.	YDS.	AVG.	LG	TD	NO.	YDS.	AVG.	LG	TD		
01/15	at Bengals	S	2	26	13.0	19	0	0	0	0.0	0	0	L	17-24
2022 TOTALS		1-1	2	26	13.0	19	0	0	0	0.0	0	0	0-1	



K.J. OSBORN



17

WIDE RECEIVER

Ht: 5-11

DOB: 6-10-97

Vikings Season: 4

Acquired: D5b '20

Wt: 203

College: Miami

NFL Season: 4

2022 GP/GS

17/9

CAREER GP/GS

43/18

PLAYOFF GP/GS

1/1

KEY TRANSACTIONS

- Selected in the fifth round (176th overall) of the 2020 NFL Draft, the second and final WR taken by the Vikings.

OFF THE FIELD

- Graduated from Buffalo in 2018 with a degree in sociology and is pursuing his Master's degree in criminal justice.
- Interested in a career as an FBI or Secret Service agent.
- Quickly impressed his Miami coaches and was chosen to represent the team at the ACC Media Days in 2019 preseason.
- Academic All-MAC selection for his excellence in the classroom while at Buffalo.
- Named to the Hampshire Honor Society by the National Football Foundation.
- Visited the United Kingdom with Danielle Hunter in summer 2022 ahead of Minnesota's game vs. New Orleans in London.

CAREER NOTES

2022 - Minnesota Vikings

- Made his first career Week 1 start on 9/11 against Green Bay.
- Caught his eighth receiving touchdown and finished the game with five receptions for 73 yards. Osborn has surpassed 70 receiving yards five times in his career.
- Hauled in a 5-yard touchdown pass from Kirk Cousins in the fourth quarter to give the Vikings an eight-point lead.
- Caught four passes for 35 yards in Week 10 at Buffalo.
- Caught two passes for 17 yards in Week 11 versus Dallas.
- Recorded two receptions for 17 yards, including one on fourth down in Week 13 against the Jets.
- Caught five passes for 38 yards and one touchdown in Week 14 at Detroit.
- Notched his first career 100-yard game with 157 yards on the day in Week 15 against the Colts. Osborn (1,112) has now reached 1,000 career receiving yards.
- Caught seven passes for 59 yards, including a nine-yard touchdown in Week 17 against the Packers.
- Recorded his second career 100-plus receiving yard game in Week 18 at Chicago after catching five passes for 117 yards, including a 66-yard reception, the longest reception by the Vikings this season.
- Made his playoff debut and caught two passes for 20 yards, including a 9-yard touchdown reception.

2021 - Minnesota Vikings

- Appeared in all 17 games on offense and made a career-high nine starts. Had a touchdown in each of the last three games of the season, bringing his career high to seven in a single season. Owns the biggest Year 1 to Year 2 receiving differential in Vikings history, jumping from zero receiving yards to 655 from his rookie year to his second season.
- Recorded his first career NFL touchdown for 64 yards from QB Kirk Cousins at Arizona (9/19).
- Had five receptions for 91 yards in his second start on offense of his career (9/19).
- Started his third career game at wide receiver, recording three receptions against Detroit (10/10).
- Recorded a 27-yard walk-off touchdown in overtime at Carolina to secure the win. It was the Vikings first walk-off touchdown since the 2019 Wild Card game at New Orleans (10/17).
- Earned his fifth career start of his career and of the season (11/28).
- Made it into the end zone for his third touchdown pass of the season, his first since Week 6 at Carolina (12/5).
- Notched his fourth touchdown of the season and first at U.S. Bank Stadium, a 62-yard touchdown pass from QB Kirk Cousins and his first of 60+ yards since Week 2 at Arizona (12/9).
- Had three receptions for 21 yards and returned three punts for a total of 16 yards, his first punt returns of the season, at Chicago (12/20).
- Caught his fourth touchdown pass of the season against the Rams (12/26)
- Made it into the end zone for his sixth touchdown on the year, a 14-yard reception from QB Sean Mannion in his eighth start (1/2).
- Closed the 2021 season with a TD catch against Chicago, giving him one in each of the final three games.

2020 - Minnesota Vikings

- Had the longest KOR on the team for the season in the opener vs. Green Bay (9/13), a 38-yarder.
- Had a season-high 21 yards on three punt returns and a 14-yard KO return vs. Jacksonville (12/6) in the OT win.
- Played vs. Green Bay (9/13), at Indianapolis (9/20) and at Houston (10/4).
- Did not play vs. Tennessee (9/27) and inactive for games at Seattle (10/11), vs. Atlanta (10/18), vs. Carolina (11/29) and at Tampa Bay (12/13).
- Made his NFL debut in the season opener vs. Green Bay (9/13), returning a pair of kickoffs with a long of 38 long.

COLLEGE - BUFFALO/MIAMI

- During college career with Miami and Buffalo, caught 146 passes for 2,037 yards and 17 TDs.
- Top receiver for Miami in receptions (50), receiving yards (547) and receiving TDs (5) in 2019.
- Started all 13 contests in 2019, his lone season in Miami.

PREP - LINCOLN/IMG (NY)

- Transferred from Lincoln High (Ypsilanti, Mich.) to IMG Academy (Bradenton, Florida) for his senior season in 2014.
- Was led by Head Coach Chris Weinke at IMG and totaled 21 receptions for 379 yards and a team-high seven TDs.
- Helped lead IMG to a 10-1 record and a top ranking in Florida.
- While at Lincoln High, set the school record in the 100m and 200m during his junior year.

K.J. OSBORN'S NFL REGULAR SEASON RUSHING/RECEIVING STATISTICS

DATE	TEAM	RECEIVING							RUSHING				
		GP	GS	NO.	YDS.	AVG.	LG	TD	NO.	YDS.	AVG.	LG	TD
2022	Vikings	17	9	60	650	10.8	66	5	3	6	2.0	5	0
2021	Vikings	17	9	50	655	13.1	64t	7	1	10	10.0	10	0
2020	Vikings	9	0	0	0	0.0	0	0	0	0	0.0	0	0
NFL TOTALS		43	18	110	1,305	11.9	66	12	4	16	4.0	10	0

K.J. OSBORN'S NFL POSTSEASON RUSHING/RECEIVING STATISTICS

DATE	TEAM	RECEIVING							RUSHING				
		GP	GS	NO.	YDS.	AVG.	LG	TD	NO.	YDS.	AVG.	LG	TD
2022	Vikings	1	1	2	20	10.0	11	1	0	0	0.0	0	0
NFL TOTALS		1	1	2	20	10.0	11	1	0	0	0.0	0	0

K.J. OSBORN'S NFL REGULAR SEASON RETURN STATISTICS

DATE	TEAM	KICKOFF RETURNS					PUNT RETURNS					
		RET.	YDS.	AVG.	LG	TD	NO.	FC	YDS.	AVG.	LG	TD
2022	Vikings	0	0	0.0	0	0	0	0	0	0.0	0	0
2021	Vikings	0	0	0.0	0	0	4	2	23	5.8	11	0
2020	Vikings	14	303	21.6	38	0	7	6	27	3.9	8	0
NFL TOTALS		14	303	21.6	38	0	11	8	50	4.5	11	0

SINGLE-GAME HIGHS: RUSHING/RECEIVING

Rush Attempts	1 vs. NE, Nov 24, 2022 ...3 more at 1.	Longest Kickoff Return Fair Catches	38 vs. GB, Sep 13, 2020 2 vs. DAL, Oct 31, 2021 ...3 more at 2.
Rushing Yards	10 vs. CLE, Oct 03, 2021	Punt Return Yards	21 vs. JAX, Dec 06, 2020
Longest Runs	10 vs. CLE, Oct 03, 2021	Longest Punt Return	11 at CHI, Dec 20, 2021
Receptions	10 vs. IND, Dec 17, 2022	Punt Returns	3 at CHI, Dec 20, 2021 ...1 more at 3.
Receiving Yards	157 vs. IND, Dec 17, 2022	Punt Return Average	7.0 vs. JAX, Dec 06, 2020
Receiving Average	27.7 vs. PIT, Dec 09, 2021	Kickoff Return Average	22.0 at IND, Sep 20, 2020
Longest Receptions	66 at CHI, Jan 08, 2023	Special Teams Tackles	1 at CHI, Nov 16, 2020 ...2 more at 1.
Receiving TDs	1 at GB, Jan 01, 2023 ...11 more at 1.	Most TDs	1 at GB, Jan 01, 2023 ...11 more at 1.
All-Purpose Yards	157 vs. IND, Dec 17, 2022	Miscellaneous Tackles	1 vs. LAR, Dec 26, 2021 ...1 more at 1.
Kickoff Returns	4 vs. DET, Nov 08, 2020		
Kickoff Return Yards	79 vs. DET, Nov 08, 2020		

SINGLE-GAME HIGHS - POSTSEASON: RECEIVING

Receptions	2 vs. NYG, Jan 15, 2023	Receiving TDs	1 vs. NYG, Jan 15, 2023
Receiving Yards	20 vs. NYG, Jan 15, 2023	All-Purpose Yards	20 vs. NYG, Jan 15, 2023
Longest Receptions	11 vs. NYG, Jan 15, 2023	Most TDs	1 vs. NYG, Jan 15, 2023

100-YARD RECEIVING GAMES (2): REGULAR SEASON

DATE	TEAM	NO.	YDS.	AVG.	LG	TD
12/17/22	COLTS	10	157	15.7	63	1
01/08/23	at Bears	5	117	23.4	66	0

2022 GAME-BY-GAME REGULAR-SEASON STATISTICS (VIKINGS)

			RECEIVING					RUSHING						
DATE	OPPONENT	P/S	NO.	YDS.	AVG.	LG	TD	NO.	YDS.	AVG.	LG	TD	W/L	SCORE
09/11	Packers	S	3	14	4.7	7	0	0	0	0.0	0	0	W	23-7
09/19	at Eagles	S	2	25	12.5	15	0	0	0	0.0	0	0	L	7-24
09/25	Lions	P	5	73	14.6	28t	1	0	0	0.0	0	0	W	28-24
10/02	at Saints	S	1	6	6.0	6	0	1	-1	-1.0	-1	0	W	28-25
10/09	Bears	S	5	41	8.2	10	0	0	0	0.0	0	0	W	29-22
10/16	at Dolphins	S	3	18	6.0	8	0	0	0	0.0	0	0	W	24-16
10/30	Cardinals	S	2	8	4.0	5t	1	0	0	0.0	0	0	W	34-26
11/06	at Commanders	S	0	0	0.0	0	0	0	0	0.0	0	0	W	20-17
11/13	at Bills	S	4	35	8.8	20	0	1	2	2.0	2	0	W	33-30+
11/20	Cowboys	P	2	17	8.5	12	0	0	0	0.0	0	0	L	3-40
11/24	Patriots	P	1	8	8.0	8	0	1	5	5.0	5	0	W	33-26
12/04	Jets	P	2	17	8.5	10	0	0	0	0.0	0	0	W	27-22
12/11	at Lions	S	5	38	7.6	15t	1	0	0	0.0	0	0	L	23-34
12/17	Colts	P	10	157	15.7	63	1	0	0	0.0	0	0	W	39-36+
12/24	Giants	P	3	17	5.7	8	0	0	0	0.0	0	0	W	27-24
01/01	at Packers	P	7	59	8.4	16	1	0	0	0.0	0	0	L	17-41
01/08	at Bears	P	5	117	23.4	66	0	0	0	0.0	0	0	W	29-13
2022 TOTALS		17-9	60	650	10.8	66	5	3	6	2.0	5	0	13-4	

+ - Overtime

2021 GAME-BY-GAME REGULAR-SEASON STATISTICS (VIKINGS)

DATE	OPPONENT	P/S	RECEIVING					RUSHING					W/L	SCORE
			NO.	YDS.	AVG.	LG	TD	NO.	YDS.	AVG.	LG	TD		
09/12	at Bengals	S	7	76	10.9	25	0	0	0	0.0	0	0	L	24-27+
09/19	at Cardinals	S	5	91	18.2	64t	1	0	0	0.0	0	0	L	33-34
09/26	Seahawks	P	2	26	13.0	15	0	0	0	0.0	0	0	W	30-17
10/03	Browns	P	3	26	8.7	20	0	1	10	10.0	10	0	L	7-14
10/10	Lions	S	3	14	4.7	8	0	0	0	0.0	0	0	W	19-17
10/17	at Panthers	P	6	78	13.0	27t	1	0	0	0.0	0	0	W	34-28+
10/31	Cowboys	P	2	10	5.0	6	0	0	0	0.0	0	0	L	16-20
11/07	at Ravens	S	1	20	20.0	20	0	0	0	0.0	0	0	L	31-34+
11/14	at Chargers	P	0	0	0.0	0	0	0	0	0.0	0	0	W	27-20
11/21	Packers	P	1	19	19.0	19	0	0	0	0.0	0	0	W	34-31
11/28	at 49ers	S	1	5	5.0	5	0	0	0	0.0	0	0	L	26-34
12/05	at Lions	P	4	47	11.8	21	1	0	0	0.0	0	0	L	27-29
12/09	Steelers	S	3	83	27.7	62t	1	0	0	0.0	0	0	W	36-28
12/20	at Bears	S	3	21	7.0	9	0	0	0	0.0	0	0	W	17-9
12/26	Rams	P	5	68	13.6	30	1	0	0	0.0	0	0	L	23-30
01/02	at Packers	S	3	50	16.7	30	1	0	0	0.0	0	0	L	10-37
01/09	Bears	S	1	21	21.0	21t	1	0	0	0.0	0	0	W	31-17
2021 TOTALS		17-9	50	655	13.1	64T	7	1	10	10.0	10	0	8-9	

+ - Overtime

2020 GAME-BY-GAME REGULAR-SEASON STATISTICS (VIKINGS)

DATE	OPPONENT	P/S	RECEIVING					RUSHING					W/L	SCORE
			NO.	YDS.	AVG.	LG	TD	NO.	YDS.	AVG.	LG	TD		
09/13	Packers	P	0	0	0.0	0	0	0	0	0.0	0	0	L	34-43
09/20	at Colts	P	0	0	0.0	0	0	0	0	0.0	0	0	L	11-28
09/27	Titans												L	30-31
10/04	at Texans	P	0	0	0.0	0	0	0	0	0.0	0	0	W	31-23
10/11	at Seahawks												L	26-27
10/18	Falcons												L	23-40
11/01	at Packers	P	0	0	0.0	0	0	0	0	0.0	0	0	W	28-22
11/08	Lions	P	0	0	0.0	0	0	0	0	0.0	0	0	W	34-20
11/16	at Bears	P	0	0	0.0	0	0	0	0	0.0	0	0	W	19-13
11/22	Cowboys	P	0	0	0.0	0	0	0	0	0.0	0	0	L	28-31
11/29	Panthers												W	28-27
12/06	Jaguars	P	0	0	0.0	0	0	0	0	0.0	0	0	W	27-24+
12/13	at Buccaneers												L	14-26
12/20	Bears												L	27-33
12/25	at Saints	P	0	0	0.0	0	0	0	0	0.0	0	0	L	33-52
01/03	at Lions												W	37-35
2020 TOTALS		9-0	0	0	0.0	0	0	0	0	0.0	0	0	7-9	

+ - Overtime

2022 GAME-BY-GAME POSTSEASON STATISTICS (VIKINGS)

DATE	OPPONENT	P/S	RECEIVING					RUSHING					W/L	SCORE
			NO.	YDS.	AVG.	LG	TD	NO.	YDS.	AVG.	LG	TD		
01/15	Giants	S	2	20	10.0	11	1	0	0	0.0	0	0	L	24-31
2022 TOTALS		1-1	2	20	10.0	11	1	0	0	0.0	0	0	0-1	



EZEZI OTOMEWO

(uh-SAY-zee oh-TOE-may-woh)



DEFENSIVE LINEMAN

Ht: 6-5

DOB: 3-9-99

Vikings Season: 2

Acquired: D5a '22

Wt: 282

College: Minnesota

NFL Season: 2

2022 GP/GS

5/0

CAREER GP/GS

5/0

PLAYOFF GP/GS

0/0

KEY TRANSACTIONS

- Fifth-round (165th overall) pick out of Minnesota in the 2022 NFL Draft, the first Gopher player drafted by the Vikings since LB Nate Triplett in 2010 (167th overall).

OFF THE FIELD

- Pronounced "uh-SAY-zee oh-TOE-may-woh."
- Played high school football with Bengals RB Chris Evans.
- Has three sisters, one full and two half sisters.
- Business and marketing major.
- Says he mirrors his game after Calais Campbell and Khalil Mack.
- Enjoys playing video games.

CAREER NOTES

2022 - Minnesota Vikings

- Made his NFL debut in Week 14 at Detroit and recorded one tackle.
- Played a career-high 31 defensive snaps and recorded one tackle for loss in Week 18 at Chicago.

COLLEGE - MINNESOTA

- Started all 13 games in 2021, tallying 30 tackles, 4.5 tackles for loss, 3.0 sacks and one safety.
- Played in seven games in 2020, totaling 15 tackles and one sack at Illinois.
- Appeared in all 13 games in 2019, making 22 tackles, 5.0 tackles for loss and 2.5 sacks.

PREP - BEN DAVIS (IN)

- As a senior, made 69 tackles and eight sacks as team finished 9-4. Also broke up two passes, recovered one fumble, forced one fumble, blocked one punt and notched one safety.

EZEZI OTOMEWO'S NFL REGULAR SEASON DEFENSIVE STATISTICS

DATE	TEAM	GP	GS	TACKLES					INTERCEPTIONS					O. FUMB					ST					MISC							
				TK	S	A	TFL	YDS	SK	YDS	QBH	NO	YDS	LG	TD	PD	FF	FR	TD	YDS	TK	S	A	FF	FR	S	A				
2022	Vikings	5	0	5	3	2	1	1	0.0	0.0	0	0	0	0	0	0	0	0	0	0	0	0	0	0	0	0	0	0	0	0	0
NFL TOTALS		5	0	5	3	2	1	1	0.0	0.0	0	0	0	0	0	0	0	0	0	0	0	0	0	0	0	0	0	0	0	0	

SINGLE-GAME HIGHS: DEFENSIVE

Total Tackles

1 at CHI, Jan 08, 2023
...4 more at 1.

Solo Tackles

1 at CHI, Jan 08, 2023
...2 more at 1.

2022 GAME-BY-GAME REGULAR-SEASON STATISTICS (VIKINGS)

DATE	OPPONENT	P/S	TACKLES						INTERCEPTIONS					O. FUMB				ST				MISC		W/L	SCORE		
			TK	S	A	SK	YDS	TFL	YDS	QBH	NO	YDS	LG	TD	PD	FF	FR	TD	YDS	TK	S	A	FF			FR	S
09/11	Packers																									W	23-7
09/19	at Eagles																									L	7-24
09/25	Lions																									W	28-24
10/02	at Saints																									W	28-25
10/09	Bears																									W	29-22
10/16	at Dolphins																									W	24-16
10/30	Cardinals																									W	34-26
11/06	at Commanders																									W	20-17
11/13	at Bills																									W	33-30+
11/20	Cowboys																									L	3-40
11/24	Patriots																									W	33-26
12/04	Jets																									W	27-22
12/11	at Lions	P	1	1	0	0.0	0.0	0	0	0	0	0	0	0	0	0	0	0	0	0	0	0	0	0	0	L	23-34
12/17	Colts	P	1	0	1	0.0	0.0	0	0	0	0	0	0	0	0	0	0	0	0	0	0	0	0	0	0	W	39-36+
12/24	Giants	P	1	1	0	0.0	0.0	0	0	0	0	0	0	0	0	0	0	0	0	0	0	0	0	0	0	W	27-24
01/01	at Packers	P	1	0	1	0.0	0.0	0	0	0	0	0	0	0	0	0	0	0	0	0	0	0	0	0	0	L	17-41
01/08	at Bears	P	1	1	0	0.0	0.0	1	1	0	0	0	0	0	0	0	0	0	0	0	0	0	0	0	0	W	29-13
2022 TOTALS			5-0	5	3	2	0.0	0.0	1	1	0	0	0	0	0	0	0	0	0	0	0	0	0	0	0	0	13-4

+ - Overtime



IVAN PACE JR.



40

LINEBACKER

Ht: 5-10

Wt: 231

DOB: 12-16-00

College: Cincinnati

Vikings Season: Rookie **NFL Season:** Rookie

Acquired: UDFA '23

2022 GP/GS

0/0

CAREER GP/GS

0/0

PLAYOFF GP/GS

0/0

KEY TRANSACTIONS

- Joined the Vikings as an undrafted free agent in 2023.

OFF THE FIELD

- Born and raised in Cincinnati, Ohio.

COLLEGE - MIAMI (OHIO)/CINCINNATI

- Authored the greatest defensive season in history by a Bearcat in his only season at Cincinnati. Totaled 137 tackles, 21.5 tackles for loss, 10 sacks and three forced fumbles. He was No. 3 nationally in TFLs, sixth in the country in tackles and No. 10 in sacks.
- Transferred to Cincinnati prior to the 2022 season.
- Began career at Miami (Ohio) where he played in 13 games in 2019. Led the team with 7.0 sacks, adding 19 tackles.

HONORS

- Senior Bowl Participant (2023)
- Unanimous First-Team All-American (2022)
- AAC Defensive Player of the Year (2022)
- All-AAC First Team (2022)
- Butkus Award Finalist (2022)
- Chuck Bednarik Award Finalist (2022)
- Pro Football Focus' Second-Highest Rated Defensive Player in the Country

HIGH SCHOOL - CINCINNATI COLERAIN HIGH SCHOOL

- Named Division I Defensive Player of the Year as a senior.
- Recorded 84 tackles, 6.5 sacks and four forced fumbles his senior year.
- Helped lead his team to a 14-1 record and a trip to the state title game.



HARRISON PHILLIPS



97

DEFENSIVE LINEMAN

Ht: 6-3

DOB: 1-25-96

Vikings Season: 2

Acquired: FA '22

Wt: 307

College: Stanford

NFL Season: 6

2022 GP/GS

17/17

CAREER GP/GS

62/29

PLAYOFF GP/GS

6/3

KEY TRANSACTIONS

- Drafted in the third round (No. 96 overall) by the Buffalo Bills on 4/27/18.
- Placed on IR by the Bills on 9/24/19.
- Signed with the Minnesota Vikings on 3/17/22.

OFF THE FIELD

- Son of Paul and Tammie Phillips and has a sister, Delanie, who played soccer at Nebraska-Kearney.
- Earned degree with a double major in sociology and science, technology and society and a minor in education from Stanford.
- Was the Bills nominee for the Walter Payton Man of the Year in back-to-back years (2020 and 2021).
- Through his nonprofit organization, Harrison's Playmakers, he helps children with intellectual disabilities. His goal is to foster self-esteem in their young lives and employ a pay-it-forward mentality with volunteerism in the community and other acts of kindness.
- One of five finalists for the NFLPA Alan Page Community Award in 2020.
- Has a close relationship with Bornhava, a special education school in Buffalo, and Oishei Children's Hospital of Buffalo.
- Can solve a Rubik's cube and lists cookie dough as his favorite ice cream flavor and *The Office* as his favorite TV show.

CAREER NOTES

2022 - Minnesota Vikings

- Made his Vikings debut in Week 1 against the Packers and recorded three total tackles.
- Recorded two tackles including, 0.5 sacks in Week 2 at Philadelphia.
- Tallied his fourth career fumble recovery in Week 4 vs. New Orleans.
- Recorded his first sack as a Viking and tallied four tackles against the Cardinals.
- Tallied a career-high six solo tackles in Week 11 against Dallas.
- Recorded a career-high 10 total tackles (four solo) in Week 16 against the Colts.

2021 - Buffalo Bills

- Started in a career-high eight games in 2021.
- Recorded 51 total tackles, four tackles for loss, six quarterback hits and a sack.
- Phillips' lone fumble recovery of the season came against the Atlanta Falcons (1/2/22) in a 29-15 win.
- Started both playoff games for the Bills, recording a combined seven tackles, six of which were solo.

2020 - Buffalo Bills

- Played in 12 games with three starts during the 2020 season.
- Posted 18 tackles, four quarterback hits and one fumble recovery.
- Earned his first career start against the Las Vegas Raiders on (10/4/20).

2019 - Buffalo Bills

- Only played in three games in the 2019 season after being placed on IR following Week 3 of the season.
- In Week 2, Phillips recorded a half sack and quarterback hit.

2018 - Buffalo Bills

- Played a full 16-game season with the Bills in 2018, posting 35 tackles, four tackles for loss and two quarterback hits during his rookie season.
- Notched two tackles for loss during his first career game against the Ravens (9/9/18).

- Tallied a fumble recovery against the Houston Texans (10/14/18).

COLLEGE - STANFORD

- Earned FWAA All-America Second-Team and AP All-America Third-Team honors in 2017.
- As a senior captain, Phillips posted 14 games with a team-high 103 tackles, 17.0 tackles for loss and 7.5 sacks.
- Posted four games with 10 or more tackles during his senior season.

PREP - MILLARD WEST (NE)

- Played at Millard West (Nebraska) recording 295 career tackles (188 solo), 80 tackles for loss, 34.5 sacks and 23 forced fumbles.
- Led team to an 11-2 record, district title and state semifinal appearance as a senior.
- Four-time wrestling varsity letterwinner and four-time track and field varsity letterwinner.

HARRISON PHILLIPS' NFL REGULAR SEASON DEFENSIVE STATISTICS

DATE	TEAM	GP	GS	TACKLES						INTERCEPTIONS						O. FUMB				ST				MISC								
				TK	S	A	TFL	YDS	SK	YDS	QBH	NO	YDS	LG	TD	PD	FF	FR	TD	YDS	TK	S	A	FF	FR	S	A					
2022	Vikings	17	17	59	28	31	3	7	1.5	7.0	6	0	0	0	0	1	1	1	0	0	0	0	0	0	0	0	0	0	0	0	0	0
2021	Bills	14	8	51	28	23	4	5	1.0	5.0	6	0	0	0	0	1	0	1	0	0	0	0	0	0	0	0	0	0	0	0	0	
2020	Bills	12	4	18	11	7	0	0	0.0	0.0	4	0	0	0	0	0	0	1	0	0	0	0	0	0	0	0	0	0	0	0	0	
2019	Bills	3	0	3	1	2	0	0	0.5	4.5	1	0	0	0	0	2	0	0	0	0	0	0	0	0	0	0	0	0	0	0	0	
2018	Bills	16	0	35	20	15	4	14	0.0	0.0	2	0	0	0	0	0	0	1	0	0	0	0	0	0	0	0	0	0	0	0	0	
NFL TOTALS		62	29	166	88	78	11	26	3.0	16.5	19	0	0	0	0	4	1	4	0	0	0	0	0	0	0	0	0	0	0	0	0	

HARRISON PHILLIPS' NFL POSTSEASON DEFENSIVE STATISTICS

DATE	TEAM	GP	GS	TACKLES						INTERCEPTIONS						O. FUMB				ST				MISC							
				TK	S	A	TFL	YDS	SK	YDS	QBH	NO	YDS	LG	TD	PD	FF	FR	TD	YDS	TK	S	A	FF	FR	S	A				
2022	Vikings	1	1	3	2	1	0	0	0.0	0.0	0	0	0	0	0	1	0	0	0	0	0	0	0	0	0	0	0	0	0	0	0
2021	Bills	2	2	7	6	1	0	0	0.0	0.0	0	0	0	0	0	0	0	0	0	0	0	0	0	0	0	0	0	0	0	0	0
2020	Bills	3	0	9	4	5	0	0	0.0	0.0	1	0	0	0	0	0	0	0	0	0	0	0	0	0	0	0	0	0	0	0	0
2019	Bills	0	0	0	0	0	0	0	0.0	0.0	0	0	0	0	0	0	0	0	0	0	0	0	0	0	0	0	0	0	0	0	0
NFL TOTALS		6	3	19	12	7	0	0	0.0	0.0	1	0	0	0	0	1	0	0	0	0	0	0	0	0	0	0	0	0	0	0	0

SINGLE-GAME HIGHS: DEFENSIVE

Total Tackles	11 vs. IND, Dec 17, 2022	Forced Fumbles	1 vs. IND, Dec 17, 2022
Solo Tackles	6 vs. DAL, Nov 20, 2022	Fumble Recoveries	1 at NO, Oct 02, 2022
Sacks	1.0 vs. ARI, Oct 30, 2022 ...1 more at 1.0.	Tackles For Loss	...3 more at 1. 2 at BAL, Sep 09, 2018
Passes Defensed	2 at NYG, Sep 15, 2019		

SINGLE-GAME HIGHS - POSTSEASON: DEFENSIVE

Total Tackles	4 at KC, Jan 23, 2022 ...1 more at 4.	Passes Defensed	1 vs. NYG, Jan 15, 2023
Solo Tackles	3 at KC, Jan 23, 2022 ...1 more at 3.		

2022 GAME-BY-GAME REGULAR-SEASON STATISTICS (VIKINGS)

DATE	OPPONENT	P/S	TACKLES							INTERCEPTIONS					O. FUMB			ST			MISC		W/L	SCORE				
			TK	S	A	SK	YDS	TFL	YDS	QBH	NO	YDS	LG	TD	PD	FF	FR	TD	YDS	TK	S	A			FF	FR	S	A
09/11	Packers	S	3	0	3	0.0	0.0	0	0	0	0	0	0	0	0	0	0	0	0	0	0	0	0	0	0	0	W	23-7
09/19	at Eagles	S	3	1	2	0.5	0.0	0	0	1	0	0	0	0	0	0	0	0	0	0	0	0	0	0	0	L	7-24	
09/25	Lions	S	4	2	2	0.0	0.0	0	0	0	0	0	0	0	0	0	0	0	0	0	0	0	0	0	0	W	28-24	
10/02	at Saints	S	1	0	1	0.0	0.0	0	0	0	0	0	0	0	0	1	0	0	0	0	0	0	0	0	0	W	28-25	
10/09	Bears	S	6	3	3	0.0	0.0	1	0	1	0	0	0	0	0	0	0	0	0	0	0	0	0	0	0	W	29-22	
10/16	at Dolphins	S	1	1	0	0.0	0.0	0	0	1	0	0	0	0	0	0	0	0	0	0	0	0	0	0	0	W	24-16	
10/30	Cardinals	S	4	2	2	1.0	7.0	1	7	1	0	0	0	0	0	0	0	0	0	0	0	0	0	0	0	W	34-26	
11/06	at Commander s	S	4	1	3	0.0	0.0	0	0	0	0	0	0	0	0	0	0	0	0	0	0	0	0	0	0	W	20-17	
11/13	at Bills	S	2	2	0	0.0	0.0	0	0	1	0	0	0	0	0	0	0	0	0	0	0	0	0	0	0	W	33-30+	
11/20	Cowboys	S	7	6	1	0.0	0.0	1	0	0	0	0	0	0	0	0	0	0	0	0	0	0	0	0	0	L	3-40	
11/24	Patriots	S	4	1	3	0.0	0.0	0	0	0	0	0	0	0	0	0	0	0	0	0	0	0	0	0	0	W	33-26	
12/04	Jets	S	1	1	0	0.0	0.0	0	0	1	0	0	0	0	0	0	0	0	0	0	0	0	0	0	0	W	27-22	
12/11	at Lions	S	4	1	3	0.0	0.0	0	0	0	0	0	0	0	0	0	0	0	0	0	0	0	0	0	0	L	23-34	
12/17	Colts	S	11	4	7	0.0	0.0	0	0	0	0	0	0	0	0	1	0	0	0	0	0	0	0	0	0	W	39-36+	
12/24	Giants	S	1	1	0	0.0	0.0	0	0	0	0	0	0	0	0	0	0	0	0	0	0	0	0	0	0	W	27-24	
01/01	at Packers	S	2	1	1	0.0	0.0	0	0	0	0	0	0	0	0	0	0	0	0	0	0	0	0	0	0	L	17-41	
01/08	at Bears	S	1	1	0	0.0	0.0	0	0	0	0	0	0	0	0	0	0	0	0	0	0	0	0	0	0	W	29-13	
2022 TOTALS		17-17	59	28	31	1.5	7.0	3	7	6	0	0	0	0	1	1	1	0	0	0	0	0	0	0	0	13-4		

+ - Overtime

2021 GAME-BY-GAME REGULAR-SEASON STATISTICS (BILLS)

DATE	OPPONENT	P/S	TACKLES							INTERCEPTIONS					O. FUMB			ST			MISC		W/L	SCORE			
			TK	S	A	SK	YDS	TFL	YDS	QBH	NO	YDS	LG	TD	PD	FF	FR	TD	YDS	TK	S	A			FF	FR	S
09/12	Steelers	P	0	0	0	0.0	0.0	0	0	1	0	0	0	0	0	0	0	0	0	0	0	0	0	0	0	L	16-23
09/19	at Dolphins		ON INACTIVE LIST																				W	35-0			
09/26	Football Team		ON INACTIVE LIST																				W	43-21			
10/03	Texans	P	1	1	0	0.0	0.0	0	0	0	0	0	0	0	0	0	0	0	0	0	0	0	0	0	0	W	40-0
10/10	at Chiefs		ON INACTIVE LIST																				W	38-20			
10/18	at Titans	P	2	2	0	0.0	0.0	0	0	1	0	0	0	0	0	0	0	0	0	0	0	0	0	0	0	L	31-34
10/31	Dolphins	P	2	0	2	0.0	0.0	0	0	0	0	0	0	0	0	0	0	0	0	0	0	0	0	0	0	W	26-11
11/07	at Jaguars	P	5	2	3	0.0	0.0	0	0	0	0	0	0	0	0	0	0	0	0	0	0	0	0	0	0	L	6-9
11/14	at Jets	S	3	3	0	0.0	0.0	0	0	0	0	0	0	0	0	0	0	0	0	0	0	0	0	0	0	W	45-17
11/21	Colts	S	7	2	5	0.0	0.0	0	0	0	0	0	0	0	0	0	0	0	0	0	0	0	0	0	0	L	15-41
11/25	at Saints	S	2	1	1	0.0	0.0	0	0	0	0	0	0	0	0	0	0	0	0	0	0	0	0	0	0	W	31-6
12/06	Patriots	P	8	5	3	0.0	0.0	1	0	0	0	0	0	0	0	0	0	0	0	0	0	0	0	0	0	L	10-14
12/12	at Buccaneers	S	6	3	3	0.0	0.0	1	0	0	0	0	0	0	0	0	0	0	0	0	0	0	0	0	0	L	27-33+
12/19	Panthers	S	3	2	1	0.0	0.0	0	0	0	0	0	0	0	1	0	0	0	0	0	0	0	0	0	0	W	31-14
12/26	at Patriots	S	6	5	1	0.0	0.0	0	0	0	0	0	0	0	0	0	0	0	0	0	0	0	0	0	0	W	33-21
01/02	Falcons	S	4	1	3	1.0	5.0	1	5	3	0	0	0	0	0	0	1	0	0	0	0	0	0	0	0	W	29-15
01/09	Jets	S	2	1	1	0.0	0.0	1	0	1	0	0	0	0	0	0	0	0	0	0	0	0	0	0	0	W	27-10
2021 TOTALS		14-8	51	28	23	1.0	5.0	4	5	6	0	0	0	0	1	0	1	0	0	0	0	0	0	0	0	11-6	

+ - Overtime

2020 GAME-BY-GAME REGULAR-SEASON STATISTICS (BILLS)

DATE	OPPONENT	P/S	TACKLES							INTERCEPTIONS					O. FUMB				ST				MISC		W/L	SCORE		
			TK	S	A	SK	YDS	TFL	YDS	QBH	NO	YDS	LG	TD	PD	FF	FR	TD	YDS	TK	S	A	FF	FR			S	A
09/13	Jets	S	1	1	0	0.0	0.0	0	0	1	0	0	0	0	0	0	0	0	0	0	0	0	0	0	0	0	W	27-17
09/20	at Dolphins	P	1	1	0	0.0	0.0	0	0	2	0	0	0	0	0	0	0	0	0	0	0	0	0	0	0	W	31-28	
09/27	Rams	P	0	0	0	0.0	0.0	0	0	0	0	0	0	0	0	0	0	0	0	0	0	0	0	0	0	W	35-32	
10/04	at Raiders	S	1	1	0	0.0	0.0	0	0	0	0	0	0	0	0	0	0	0	0	0	0	0	0	0	0	W	30-23	
10/13	at Titans	S	1	0	1	0.0	0.0	0	0	0	0	0	0	0	0	0	0	0	0	0	0	0	0	0	0	L	16-42	
10/19	Chiefs		ON INACTIVE LIST																						L	17-26		
10/25	at Jets		ON INACTIVE LIST																						W	18-10		
11/01	Patriots	S	3	2	1	0.0	0.0	0	0	0	0	0	0	0	0	0	0	0	0	0	0	0	0	0	0	W	24-21	
11/08	Seahawks		ON INACTIVE LIST																						W	44-34		
11/15	at Cardinals		ON INACTIVE LIST																						L	30-32		
11/29	Chargers	P	0	0	0	0.0	0.0	0	0	0	0	0	0	0	0	0	0	0	0	0	0	0	0	0	0	W	27-17	
12/07	at 49ers	P	1	0	1	0.0	0.0	0	0	0	0	0	0	0	0	0	0	0	0	0	0	0	0	0	0	W	34-24	
12/13	Steelers	P	4	1	3	0.0	0.0	0	0	0	0	0	0	0	0	0	0	0	0	0	0	0	0	0	0	W	26-15	
12/19	at Broncos	P	3	3	0	0.0	0.0	0	0	0	0	0	0	0	0	0	0	0	0	0	0	0	0	0	0	W	48-19	
12/28	at Patriots	P	1	1	0	0.0	0.0	0	0	0	0	0	0	0	0	0	0	0	0	0	0	0	0	0	0	W	38-9	
01/03	Dolphins	P	2	1	1	0.0	0.0	0	0	1	0	0	0	0	0	1	0	0	0	0	0	0	0	0	0	W	56-26	
2020 TOTALS		12-4	18	11	7	0.0	0.0	0	0	4	0	0	0	0	0	1	0	0	0	0	0	0	0	0	0	13-3		

2019 GAME-BY-GAME REGULAR-SEASON STATISTICS (BILLS)

DATE	OPPONENT	P/S	TACKLES							INTERCEPTIONS					O. FUMB				ST				MISC		W/L	SCORE	
			TK	S	A	SK	YDS	TFL	YDS	QBH	NO	YDS	LG	TD	PD	FF	FR	TD	YDS	TK	S	A	FF	FR			S
09/08	at Jets	P	0	0	0	0.0	0.0	0	0	0	0	0	0	0	0	0	0	0	0	0	0	0	0	0	0	W	17-16
09/15	at Giants	P	3	1	2	0.5	4.5	0	0	1	0	0	0	2	0	0	0	0	0	0	0	0	0	0	0	W	28-14
09/22	Bengals	P	0	0	0	0.0	0.0	0	0	0	0	0	0	0	0	0	0	0	0	0	0	0	0	0	0	W	21-17
09/29	Patriots		INJURED RESERVE																						L	10-16	
10/06	at Titans		INJURED RESERVE																						W	14-7	
10/20	Dolphins		INJURED RESERVE																						W	31-21	
10/27	Eagles		INJURED RESERVE																						L	13-31	
11/03	Redskins		INJURED RESERVE																						W	24-9	
11/10	at Browns		INJURED RESERVE																						L	16-19	
11/17	at Dolphins		INJURED RESERVE																						W	37-20	
11/24	Broncos		INJURED RESERVE																						W	20-3	
11/28	at Cowboys		INJURED RESERVE																						W	26-15	
12/08	Ravens		INJURED RESERVE																						L	17-24	
12/15	at Steelers		INJURED RESERVE																						W	17-10	
12/21	at Patriots		INJURED RESERVE																						L	17-24	
12/29	Jets		INJURED RESERVE																						L	6-13	
2019 TOTALS		3-0	3	1	2	0.5	4.5	0	0	1	0	0	0	2	0	0	0	0	0	0	0	0	0	0	0	10-6	

2018 GAME-BY-GAME REGULAR-SEASON STATISTICS (BILLS)

DATE	OPPONENT	P/S	TACKLES							INTERCEPTIONS					O. FUMB				ST				MISC			SCORE	
			TK	S	A	SK	YDS	TFL	YDS	QBH	NO	YDS	LG	TD	PD	FF	FR	TD	YDS	TK	S	A	FF	FR	S		A
09/09	at Ravens	P	4	4	0	0	0	0	0	2	2	0	0	0	0	0	0	0	0	0	0	0	0	0	0	L	3-47
09/16	Chargers	P	3	1	2	0	0	0	0	0	0	0	0	0	0	0	0	0	0	0	0	0	0	0	0	L	20-31
09/23	at Vikings	P	0	0	0	0	0	0	0	0	0	0	0	0	0	0	0	0	0	0	0	0	0	0	0	W	27-6
09/30	at Packers	P	2	0	2	0	0	0	0	0	0	0	0	0	0	0	0	0	0	0	0	0	0	0	0	L	0-22
10/07	Titans	P	1	1	0	0	0	0	0	0	0	1	0	0	0	0	0	0	0	0	0	0	0	0	0	W	13-12
10/14	at Texans	P	1	1	0	0	0	0	0	1	11	0	0	0	0	0	0	0	1	0	0	0	0	0	0	L	13-20
10/21	at Colts	P	2	2	0	0	0	0	0	0	0	0	0	0	0	0	0	0	0	0	0	0	0	0	0	L	5-37
10/29	Patriots	P	4	3	1	0	0	0	0	0	0	0	0	0	0	0	0	0	0	0	0	0	0	0	0	L	6-25
11/04	Bears	P	2	1	1	0	0	0	0	1	1	0	0	0	0	0	0	0	0	0	0	0	0	0	0	L	9-41
11/11	at Jets	P	2	1	1	0	0	0	0	0	0	0	0	0	0	0	0	0	0	0	0	0	0	0	0	W	41-10
11/25	Jaguars	P	2	1	1	0	0	0	0	0	0	0	0	0	0	0	0	0	0	0	0	0	0	0	0	W	24-21
12/02	at Dolphins	P	1	1	0	0	0	0	0	0	0	0	0	0	0	0	0	0	0	0	0	0	0	0	0	L	17-21
12/09	Jets	P	1	0	1	0	0	0	0	0	0	0	0	0	0	0	0	0	0	0	0	0	0	0	0	L	23-27
12/16	Lions	P	2	1	1	0	0	0	0	0	0	0	0	0	0	0	0	0	0	0	0	0	0	0	0	W	14-13
12/23	at Patriots	P	6	2	4	0	0	0	0	0	0	0	0	0	0	0	0	0	0	0	0	0	0	0	0	L	12-24
12/30	Dolphins	P	2	1	1	0	0	0	0	0	0	1	0	0	0	0	0	0	0	0	0	0	0	0	0	W	42-17
2018 TOTALS			16-0	35	20	15	0.0	0.0	0.0	4	14	2	0	0	0	0	0	0	1	0	0	0	0	0	0	0	6-10

2022 GAME-BY-GAME POSTSEASON STATISTICS (VIKINGS)

DATE	OPPONENT	P/S	TACKLES							INTERCEPTIONS					O. FUMB				ST				MISC			SCORE	
			TK	S	A	SK	YDS	TFL	YDS	QBH	NO	YDS	LG	TD	PD	FF	FR	TD	YDS	TK	S	A	FF	FR	S		A
01/15	Giants	S	3	2	1	0	0	0	0	0	0	0	0	0	1	0	0	0	0	0	0	0	0	0	0	L	24-31
2022 TOTALS			1-1	3	2	1	0.0	0.0	0.0	0	0	0	0	0	0	1	0	0	0	0	0	0	0	0	0	0	0-1

2021 GAME-BY-GAME POSTSEASON STATISTICS (BILLS)

DATE	OPPONENT	P/S	TACKLES							INTERCEPTIONS					O. FUMB				ST				MISC			SCORE	
			TK	S	A	SK	YDS	TFL	YDS	QBH	NO	YDS	LG	TD	PD	FF	FR	TD	YDS	TK	S	A	FF	FR	S		A
01/15	Patriots	S	3	3	0	0	0	0	0	0	0	0	0	0	0	0	0	0	0	0	0	0	0	0	0	W	47-17
01/23	at Chiefs	S	4	3	1	0	0	0	0	0	0	0	0	0	0	0	0	0	0	0	0	0	0	0	0	L	36-42+
2021 TOTALS			2-2	7	6	1	0.0	0.0	0.0	0	0	0	0	0	0	0	0	0	0	0	0	0	0	0	0	1-1	

+ - Overtime

2020 GAME-BY-GAME POSTSEASON STATISTICS (BILLS)

DATE	OPPONENT	P/S	TACKLES							INTERCEPTIONS					O. FUMB				ST				MISC			SCORE	
			TK	S	A	SK	YDS	TFL	YDS	QBH	NO	YDS	LG	TD	PD	FF	FR	TD	YDS	TK	S	A	FF	FR	S		A
01/09	Colts	P	3	2	1	0	0	0	0	0	0	0	0	0	0	0	0	0	0	0	0	0	0	0	0	W	27-24
01/16	Ravens	P	4	1	3	0	0	0	0	0	0	1	0	0	0	0	0	0	0	0	0	0	0	0	0	W	17-3
01/24	at Chiefs	P	2	1	1	0	0	0	0	0	0	0	0	0	0	0	0	0	0	0	0	0	0	0	0	L	24-38
2020 TOTALS			3-0	9	4	5	0.0	0.0	0.0	0	0	1	0	0	0	0	0	0	0	0	0	0	0	0	0	2-1	

2019 GAME-BY-GAME POSTSEASON STATISTICS (BILLS)

DATE	OPPONENT	P/S	TACKLES							INTERCEPTIONS					O. FUMB				ST				MISC			SCORE
			TK	S	A	SK	YDS	TFL	YDS	QBH	NO	YDS	LG	TD	PD	FF	FR	TD	YDS	TK	S	A	FF	FR	S	
01/04	at Texans		INJURED RESERVE																				L	19-22+		
2019 TOTALS			0	0	0	0.0	0.0	0.0	0	0	0	0	0	0	0	0	0	0	0	0	0	0	0	0	0	0-1

+ - Overtime



JACK PODLESNY



46

KICKER

Ht: 6-0

Wt: 194

DOB: 3-16-00

College: Georgia

Vikings Season: Rookie **NFL Season:** Rookie

Acquired: UDFA '23

2022 GP/GS

0/0

CAREER GP/GS

0/0

PLAYOFF GP/GS

0/0

KEY TRANSACTIONS

- Joined the Vikings as an undrafted free agent in 2023.

OFF THE FIELD

- Born and raised in St. Simons Island, Ga.
- Received his undergraduate degree in environmental health.

COLLEGE - GEORGIA

- Connected on 26 of 29 field-goal attempts in 2022 and was 73-for-74 on extra point kicks.
- 84 of his 109 kickoffs resulted in either a touchback or a fair catch.
- Made 22 of 27 field goals in 2021.
- Finished the 2020 season 13-of-16 on field goals, 38-of-38 on PATs and had 12-of-21 kickoffs result in a touchback.
- Walked on at Georgia and took a redshirt in 2018.

HONORS

- All-SEC First Team (2022)
- Associated Press All-SEC First Team (2022)
- Offensive MVP of the Chick-fil-A Peach Bowl (2020)
- Associated Press All-Bowl Team (2020)
- Semifinalist for the Lou Groza Award

PREP - GLYNN ACADEMY

- Earned first-team all-region honors his senior year.
- Was 9-of-10 on field goals and 49 of 51 on PATs.
- 55 of his 61 kickoffs resulted in touchbacks.



BRANDON POWELL



19

WIDE RECEIVER

Ht: 5-8

DOB: 9-12-95

Vikings Season: 1

Acquired: FA '23

Wt: 181

College: Florida

NFL Season: 5

2022 GP/GS

17/6

CAREER GP/GS

44/8

PLAYOFF GP/GS

4/0

KEY TRANSACTIONS

- Signed with the Detroit Lions as an undrafted free agent on 5/11/18.
- Waived by the Lions on 8/31/19.
- Signed to the Atlanta Falcons practice squad on 9/2/19.
- Signed to the Falcons active roster on 11/5/19.
- Signed by the Buffalo Bills on 3/26/21.
- Waived by the Bills on 8/30/21.
- Signed to the Miami Dolphins practice squad on 9/2/21.
- Released from the Dolphins practice squad on 10/12/21.
- Signed to the Los Angeles Rams practice squad on 11/5/21.
- Signed to the Rams active roster on 12/3/21.
- Signed with the Rams as an unrestricted free agent on 4/4/22.

OFF THE FIELD

- Attended Deerfield Beach High School in Deerfield Beach, Florida.

HONORS

- NFC Special Teams Player of the Week (Week 16, 2021).

CAREER NOTES

2022 - Los Angeles Rams

- Appeared in all 17 games (six starts), totaling 24 receptions for 156 yards and 17 rushes for 80 yards. On special teams, returned 24 punts for 177 yards and 30 kicks for 605 yards.

2021 - Los Angeles Rams

- Saw action in six games and returned six punts for 133 yards, including one returned 61 yards for a touchdown in Week 16 at Minnesota. Also returned eight kicks for 208 yards.

2020 - Atlanta Falcons

- Appeared in 15 games (one start), and caught 12 passes for 69 receiving yards.
- Returned 17 kicks for 343 yards, along with 17 punts for 152 yards.

2019 - Atlanta Falcons

- Did not appear in any games.

2018 - Detroit Lions

- Played in six games (one start) as a rookie and hauled in 11 receptions for 129 receiving yards, including a 41-yard reception, the longest of his career.

COLLEGE - FLORIDA

Ended his career with 49 games played, 131 receptions for 1,330 yards and nine receiving touchdowns.

- Totaled 41 carries for 122 yards and two rushing touchdowns.
- Notched 49 returns during his career (33 kickoff, 16 punt).

- His 131 career receptions are the most by a UF player since Percy Harvin snared 133 passes from 2006-08, and are the 11th-most in Florida history.
- Completed his career riding a streak of 25 consecutive games with a reception.

PREP - DEERFIELD BEACH (FL)

- Named First-Team Class 8A All-State as a senior and the Broward County 8A-7A-6A Player of the Year in 2013.
- Rushed for 1,339 yards on 141 carries as a senior with 20 touchdowns. Also had 21 catches for 289 yards and two scores and 452 return yards and a touchdown on special teams.

BRANDON POWELL'S NFL REGULAR SEASON RUSHING/RECEIVING STATISTICS

DATE	TEAM	GP	GS	RECEIVING					RUSHING				
				NO.	YDS.	AVG.	LG	TD	NO.	YDS.	AVG.	LG	TD
2022	Rams	17	6	24	156	6.5	16	0	17	80	4.7	20	0
2021	Rams	6	0	0	0	0.0	0	0	0	0	0.0	0	0
2020	Falcons	15	1	12	69	5.8	13	2	2	7	3.5	4	0
2019	Falcons	0	0	0	0	0.0	0	0	0	0	0.0	0	0
2018	Lions	6	1	11	129	11.7	41	0	1	4	4.0	4	0
NFL TOTALS		44	8	47	354	7.5	41	2	20	91	4.6	20	0

BRANDON POWELL'S NFL POSTSEASON RUSHING/RECEIVING STATISTICS

DATE	TEAM	GP	GS	RECEIVING					RUSHING				
				NO.	YDS.	AVG.	LG	TD	NO.	YDS.	AVG.	LG	TD
2021	Rams	4	0	0	0	0.0	0	0	0	0	0.0	0	0
NFL TOTALS		4	0	0	0	0.0	0	0	0	0	0.0	0	0

BRANDON POWELL'S NFL REGULAR SEASON RETURN STATISTICS

DATE	TEAM	KICKOFF RETURNS					PUNT RETURNS					
		RET.	YDS.	AVG.	LG	TD	NO.	FC	YDS.	AVG.	LG	TD
2022	Rams	30	605	20.2	34	0	24	19	177	7.4	22	0
2021	Rams	8	208	26.0	65	0	6	4	133	22.2	61t	1
2020	Falcons	17	343	20.2	29	0	17	22	152	8.9	24	0
2019	Falcons	0	0	0.0	0	0	0	0	0	0.0	0	0
2018	Lions	2	43	21.5	27	0	2	3	8	4.0	5	0
NFL TOTALS		57	1,199	21.0	65	0	49	48	470	9.6	61T	1

BRANDON POWELL'S NFL POSTSEASON RETURN STATISTICS

DATE	TEAM	KICKOFF RETURNS					PUNT RETURNS					
		RET.	YDS.	AVG.	LG	TD	NO.	FC	YDS.	AVG.	LG	TD
2021	Rams	5	88	17.6	24	0	9	7	104	11.6	33	0
NFL TOTALS		5	88	17.6	24	0	9	7	104	11.6	33	0

SINGLE-GAME HIGHS: RUSHING/RECEIVING

Rush Attempts	1 at NO, Nov 22, 2020 ...2 more at 1.	Kickoff Return Yards	81 at LAR, Dec 05, 2021
Rushing Yards	4 vs. DEN, Nov 08, 2020 ...1 more at 4.	Longest Kickoff Return	65 at LAR, Dec 05, 2021
Longest Runs	4 vs. DEN, Nov 08, 2020 ...1 more at 4.	Fair Catches	4 vs. DEN, Nov 08, 2020
Receptions	6 at GB, Dec 30, 2018	Punt Return Yards	75 at MIN, Dec 26, 2021
Receiving Yards	103 at GB, Dec 30, 2018	Longest Punt Return	61t at MIN, Dec 26, 2021
Receiving Average	17.2 at GB, Dec 30, 2018	Punt Returns	3 at LAC, Dec 13, 2020 ...2 more at 3.
Longest Receptions	41 at GB, Dec 30, 2018	Punt Return TDs	1 at MIN, Dec 26, 2021
Receiving TDs	1 vs. LV, Nov 29, 2020 ...1 more at 1.	Punt Return Average	13.3 at LAC, Dec 13, 2020
All-Purpose Yards	103 at GB, Dec 30, 2018	Kickoff Return Average	20.7 at DAL, Sep 20, 2020
Kickoff Returns	4 vs. DET, Oct 25, 2020	Most TDs	1 at MIN, Dec 26, 2021 ...2 more at 1.

SINGLE-GAME HIGHS - POSTSEASON: RUSHING/RECEIVING

All-Purpose Yards	79 at TB, Jan 23, 2022	Punt Return Yards	60 at TB, Jan 23, 2022
Kickoff Returns	2 vs. ARI, Jan 17, 2022	Longest Punt Return	33 at TB, Jan 23, 2022
Kickoff Return Yards	28 vs. ARI, Jan 17, 2022	Punt Returns	4 at CIN, Feb 13, 2022
Longest Kickoff Return	24 vs. SF, Jan 30, 2022	Punt Return Average	20.0 at TB, Jan 23, 2022
Fair Catches	3 vs. ARI, Jan 17, 2022		

100-YARD RECEIVING GAMES (1): REGULAR SEASON

DATE	TEAM	NO.	YDS.	AVG.	LG	TD
12/30/18	at Packers	6	103	17.2	41	0

2022 GAME-BY-GAME REGULAR-SEASON STATISTICS (RAMS)

DATE	OPPONENT	P/S	RECEIVING					RUSHING					W/L	SCORE
			NO.	YDS.	AVG.	LG	TD	NO.	YDS.	AVG.	LG	TD		
09/08	Bills	P	1	10	10.0	10	0	1	3	3.0	3	0	L	10-31
09/18	Falcons	P	1	6	6.0	6	0	1	-26	-26.0	-26	0	W	31-27
09/25	at Cardinals	P	3	27	9.0	16	0	0	0	0.0	0	0	W	20-12
10/03	at 49ers	P	0	0	0.0	0	0	1	11	11.0	11	0	L	9-24
10/09	Cowboys	P	0	0	0.0	0	0	1	1	1.0	1	0	L	10-22
10/16	Panthers	S	4	27	6.8	16	0	3	13	4.3	5	0	W	24-10
10/30	49ers	P	0	0	0.0	0	0	0	0	0.0	0	0	L	14-31
11/06	at Buccaneers	P	1	4	4.0	4	0	0	0	0.0	0	0	L	13-16
11/13	Cardinals	P	0	0	0.0	0	0	1	7	7.0	7	0	L	17-27
11/20	at Saints	P	2	16	8.0	8	0	1	-1	-1.0	-1	0	L	20-27
11/27	at Chiefs	S	2	6	3.0	5	0	0	0	0.0	0	0	L	10-26
12/04	Seahawks	P	4	39	9.8	14	0	3	45	15.0	20	0	L	23-27
12/08	Raiders	P	0	0	0.0	0	0	0	0	0.0	0	0	W	17-16
12/19	at Packers	S	1	4	4.0	4	0	1	3	3.0	3	0	L	12-24
12/25	Broncos	S	3	12	4.0	8	0	2	3	1.5	3	0	W	51-14
01/01	at Chargers	S	1	3	3.0	3	0	1	6	6.0	6	0	L	10-31
01/08	at Seahawks	S	1	2	2.0	2	0	1	15	15.0	15	0	L	16-19+
2022 TOTALS		17-6	24	156	6.5	16	0	17	80	4.7	20	0	5-12	

+ - Overtime

2021 GAME-BY-GAME REGULAR-SEASON STATISTICS (RAMS)

DATE	OPPONENT	P/S	RECEIVING					RUSHING					W/L	SCORE
			NO.	YDS.	AVG.	LG	TD	NO.	YDS.	AVG.	LG	TD		
09/12	Bears												W	34-14
09/19	at Colts												W	27-24
09/26	Buccaneers												W	34-24
10/03	Cardinals												L	20-37
10/07	at Seahawks												W	26-17
10/17	at Giants												W	38-11
10/24	Lions												W	28-19
10/31	at Texans												W	38-22
11/07	Titans												L	16-28
11/15	at 49ers												L	10-31
11/28	at Packers												L	28-36
12/05	Jaguars	P	0	0	0.0	0	0	0	0	0.0	0	0	W	37-7
12/13	at Cardinals	P	0	0	0.0	0	0	0	0	0.0	0	0	W	30-23
12/21	Seahawks	P	0	0	0.0	0	0	0	0	0.0	0	0	W	20-10
12/26	at Vikings	P	0	0	0.0	0	0	0	0	0.0	0	0	W	30-23
01/02	at Ravens	P	0	0	0.0	0	0	0	0	0.0	0	0	W	20-19
01/09	49ers	P	0	0	0.0	0	0	0	0	0.0	0	0	L	24-27+
2021 TOTALS		6-0	0	0	0.0	0	0	0	0	0.0	0	0	12-5	

+ - Overtime

2020 GAME-BY-GAME REGULAR-SEASON STATISTICS (FALCONS)

DATE	OPPONENT	P/S	RECEIVING					RUSHING					W/L	SCORE
			NO.	YDS.	AVG.	LG	TD	NO.	YDS.	AVG.	LG	TD		
09/13	Seahawks	P	0	0	0.0	0	0	0	0	0.0	0	0	L	25-38
09/20	at Cowboys	P	0	0	0.0	0	0	0	0	0.0	0	0	L	39-40
09/27	Bears	P	3	27	9.0	13	0	0	0	0.0	0	0	L	26-30
10/05	at Packers	P	0	0	0.0	0	0	0	0	0.0	0	0	L	16-30
10/11	Panthers	P	0	0	0.0	0	0	0	0	0.0	0	0	L	16-23
10/18	at Vikings	P	0	0	0.0	0	0	0	0	0.0	0	0	W	40-23
10/25	Lions	P	1	4	4.0	4	0	0	0	0.0	0	0	L	22-23
10/29	at Panthers	P	0	0	0.0	0	0	0	0	0.0	0	0	W	25-17
11/08	Broncos	P	1	9	9.0	9t	1	1	4	4.0	4	0	W	34-27
11/22	at Saints	P	0	0	0.0	0	0	1	3	3.0	3	0	L	9-24
11/29	Raiders	P	2	4	2.0	4t	1	0	0	0.0	0	0	W	43-6
12/06	Saints	P	1	9	9.0	9	0	0	0	0.0	0	0	L	16-21
12/13	at Chargers	S	1	9	9.0	9	0	0	0	0.0	0	0	L	17-20
12/20	Buccaneers	P	2	5	2.5	3	0	0	0	0.0	0	0	L	27-31
12/27	at Chiefs	P	1	2	2.0	2	0	0	0	0.0	0	0	L	14-17
01/03	at Buccaneers												L	27-44
2020 TOTALS		15-1	12	69	5.8	13	2	2	7	3.5	4	0	4-12	

2019 GAME-BY-GAME REGULAR-SEASON STATISTICS (FALCONS)

DATE	OPPONENT	P/S	RECEIVING					RUSHING					W/L	SCORE
			NO.	YDS.	AVG.	LG	TD	NO.	YDS.	AVG.	LG	TD		
09/08	at Vikings												L	12-28
09/15	Eagles												W	24-20
09/22	at Colts												L	24-27
09/29	Titans												L	10-24
10/06	at Texans												L	32-53
10/13	at Cardinals												L	33-34
10/20	Rams												L	10-37
10/27	Seahawks												L	20-27
11/10	at Saints												W	26-9
11/17	at Panthers												W	29-3
11/24	Buccaneers												L	22-35
11/28	Saints												L	18-26
12/08	Panthers												W	40-20
12/15	at 49ers												W	29-22
12/22	Jaguars												W	24-12
12/29	at Buccaneers												W	28-22+
2019 TOTALS		0-0	0	0	0.0	0	0	0	0	0.0	0	0	7-9	

+ - Overtime

2018 GAME-BY-GAME REGULAR-SEASON STATISTICS (LIONS)

DATE	OPPONENT	P/S	RECEIVING					RUSHING					W/L	SCORE
			NO.	YDS.	AVG.	LG	TD	NO.	YDS.	AVG.	LG	TD		
09/10	Jets												L	17-48
09/16	at 49ers												L	27-30
09/23	Patriots												W	26-10
09/30	at Cowboys												L	24-26
10/07	Packers												W	31-23
10/21	at Dolphins												W	32-21
10/28	Seahawks	P	0	0	0.0	0	0	0	0	0.0	0	0	L	14-28
11/04	at Vikings	P	0	0	0.0	0	0	0	0	0.0	0	0	L	9-24
11/11	at Bears	P	1	6	6.0	6	0	0	0	0.0	0	0	L	22-34
11/18	Panthers												W	20-19
11/22	Bears												L	16-23
12/02	Rams												L	16-30
12/09	at Cardinals												W	17-3
12/16	at Bills	P	3	11	3.7	5	0	1	4	4.0	4	0	L	13-14
12/23	Vikings	P	1	9	9.0	9	0	0	0	0.0	0	0	L	9-27
12/30	at Packers	S	6	103	17.2	41	0	0	0	0.0	0	0	W	31-0
2018 TOTALS		6-1	11	129	11.7	41	0	1	4	4.0	4	0	6-10	

2021 GAME-BY-GAME POSTSEASON STATISTICS (RAMS)

DATE	OPPONENT	P/S	RECEIVING					RUSHING					W/L	SCORE
			NO.	YDS.	AVG.	LG	TD	NO.	YDS.	AVG.	LG	TD		
01/17	Cardinals	P	0	0	0.0	0	0	0	0	0.0	0	0	W	34-11
01/23	at Buccaneers	P	0	0	0.0	0	0	0	0	0.0	0	0	W	30-27
01/30	49ers	P	0	0	0.0	0	0	0	0	0.0	0	0	W	20-17
02/13	at Bengals	P	0	0	0.0	0	0	0	0	0.0	0	0	W	23-20
2021 TOTALS		4-0	0	0	0.0	0	0	0	0	0.0	0	0	4-0	



CHRISTIAN PROEHL



13

WIDE RECEIVER

Ht: 6-1

DOB: 1-12-99

Vikings Season: 2

Acquired: UDFA '21

Wt: 190

College: East Carolina

NFL Season: 2

2022 GP/GS

0/0

CAREER GP/GS

0/0

PLAYOFF GP/GS

0/0

KEY TRANSACTIONS

- Signed with the team as an undrafted free agent in 2021.

OFF THE FIELD

- Recently performed in his show as a musician and has wrote two songs that have garnered more than 250,000 streams.
- Majored in communication.
- Son of former NFL WR Ricky Proehl, who had 669 catches for 8,878 yards and 54 TDs with six clubs, winning Super Bowl titles with St. Louis (1999) and Indianapolis (2006).
- Brother, Austin, played at North Carolina and is currently with the NY Giants. Austin broke into the NFL in 2018 with Buffalo.

CAREER NOTES

2022 - Minnesota Vikings

- Spent the 2022 season on the Minnesota practice squad

COLLEGE - EAST CAROLINA

- Capped career with a 24-game streak with a catch.
- Led ECU with 577 yards on 47 catches with 4 TDs as a junior in nine-game season with seven starts in 2020 and had career-best 182 yards on 13 catches vs. Tulane.
- Had 11 catches against Georgia State in 2020 along with blocking a punt and returning it for a TD in the game.
- Led team as a sophomore in 2019 with 54 catches and four TDs, ranking third on Pirate crew with 670 yards, posting 100-plus yards vs. Old Dominion and Cincinnati.
- Bounced back from missing 2017 due to injury with 29 catches, 329 yards and 1 TD in 2018.
- Had 14 TDs on 80 catches with 1,424 yards during prep career at Providence, with 12 of the TDs as a senior on 52 catches with 1,016 yards.
- Started 22 of the 31 games he played at ECU, hauling in 130 catches for 1,576 yards and 9 TDs.
- Averaged 12.1 yards per catch over his career with 16 receptions going for 20+ yards.

PREP - PROVIDENCE (NC)

- A three-year letterman for Coach Brad Bowles at Providence who recorded 80 career receptions for 1,424 yards and 14 touchdowns.
- Contributed to Panthers special teams squad with a combined 34 kickoff returns for 736 yards (21.6 ypr) and 29 punt returns for 196 yards.



JALEN REAGOR

(RAY-gur)

5

WIDE RECEIVER

Ht: 5-11

DOB: 1-2-99

Vikings Season: 2

Acquired: T (PHI) '22

Wt: 197

College: TCU

NFL Season: 4



2022 GP/GS

16/0

CAREER GP/GS

44/24

PLAYOFF GP/GS

2/1

KEY TRANSACTIONS

- Drafted in the first round (21st overall) of 2020 NFL Draft by the Philadelphia Eagles out of TCU.
- Placed on IR by the Eagles on 9/30/20.
- Activated from IR on 10/31/20.

OFF THE FIELD

- Has supported Black Men Heal through the NFL's My Cause My Cleats initiative over the last two seasons.
- Black Men Heal provides access to therapy as well as education and community resources to men of color and works to remove the stigma around mental health challenges and care.
- Is the son of former NFL DT Montae Reagor.
- Likes to listen to music and shop.
- His favorite movie is *The Great Gatsby* and his favorite TV show is *Martin*.

CAREER NOTES

- Has played in 45 games (24 starts) tallying 72 catches for 799 yards and four touchdowns

2022 - Minnesota Vikings

- Made his Vikings debut at punt returner and returned one punt for seven yards in Week 1 against the Packers
- In Week 2 against his former team, he recorded one carry for 17 yards and returned two punts.
- Caught a 1-yard touchdown pass from Kirk Cousins in Week 5 against Chicago, marking his first touchdown with the Vikings.
- Caught one pass for 14 yards in Week 11 against Dallas
- Caught one pass for a season-long 25 yards
- Recorded one reception for 38 yards in Week 13 against the Jets, marking his longest reception for the Vikings at that point.

2021 - Philadelphia Eagles

- Totaled a career-high 813 all-purpose yards, including team highs in both kickoff return yards (255) and punt return yards (227). Also produced career highs in receptions (33) and receiving TDs (2).
- Registered a career-high 57 receiving yards vs. Washington (12/21).
- Hauled in a 17-yard TD in the fourth quarter at Las Vegas (10/24).
- Logged a career-high six catches for 49 yards, including a 23-yard TD in the fourth quarter, during the 32-6 win at Atlanta (9/12).

2020 - Philadelphia Eagles

- Caught 31 passes for a career-high 396 yards (12.8 avg.) and one TD. Also returned four punts for 94 yards (23.5 avg.) and one TD.
- Recorded a career-long, 73-yard punt return TD at GB (12/6). The score marked the longest punt return TD by an Eagles rookie since Damaris Johnson's 98-yard TD on 12/2/12 at Dallas.
- Scored his first TD in the 23-9 win vs. Dal. (11/1).

COLLEGE - TCU

- A standout WR and PR at TCU who tallied 148 catches for 2,248 yards (15.2 avg.) and 22 TDs and returned 23 punts for 409 yards (17.8 avg.) and two TDs in 39 career games. Finished with the second-most receiving TDs, sixth-most receiving yards and seventh-most receptions in school history. Is the Horned Frogs' all-time leader in punt return average.
- Named a *Sports Illustrated* All-American as an all-purpose player and earned All-Big 12 honors following his junior campaign in 2019. Led TCU in receptions (43), yards (611) and TDs (5) and was one of two FBS players to produce multiple punt return TDs.

PREP - WAXAHACHIE (TX)

- Produced 50 receptions for 967 yards (19.3 avg.) and 14 TDs as a senior.

JALEN REAGOR'S NFL REGULAR SEASON RUSHING/RECEIVING STATISTICS

DATE	TEAM	GP	GS	RECEIVING					RUSHING				
				NO.	YDS.	AVG.	LG	TD	NO.	YDS.	AVG.	LG	TD
2022	Vikings	16	0	8	104	13.0	38	1	4	25	6.3	17	0
Went from Philadelphia to Minnesota .													
2022	Eagles	0	0	0	0	0.0	0	0	0	0	0.0	0	0
2022	TOTAL	16	0	8	104	13.0	38	1	4	25	6.3	17	0
2021	Eagles	17	13	33	299	9.1	34	2	10	32	3.2	12	0
2020	Eagles	11	11	31	396	12.8	55	1	4	26	6.5	19	0
NFL TOTALS		44	24	72	799	11.1	55	4	18	83	4.6	19	0

JALEN REAGOR'S NFL POSTSEASON RUSHING/RECEIVING STATISTICS

DATE	TEAM	GP	GS	RECEIVING					RUSHING				
				NO.	YDS.	AVG.	LG	TD	NO.	YDS.	AVG.	LG	TD
2022	Vikings	1	0	0	0	0.0	0	0	0	0	0.0	0	0
2021	Eagles	1	1	1	2	2.0	2	0	0	0	0.0	0	0
NFL TOTALS		2	1	1	2	2.0	2	0	0	0	0.0	0	0

JALEN REAGOR'S NFL REGULAR SEASON RETURN STATISTICS

DATE	TEAM	KICKOFF RETURNS					PUNT RETURNS					
		RET.	YDS.	AVG.	LG	TD	NO.	FC	YDS.	AVG.	LG	TD
2022	Vikings	0	0	0.0	0	0	26	14	167	6.4	25	0
Went from Philadelphia to Minnesota .												
2022	Eagles	0	0	0.0	0	0	0	0	0	0.0	0	0
2022	TOTAL	0	0	0.0	0	0	26	14	167	6.4	25	0
2021	Eagles	12	255	21.3	44	0	31	15	227	7.3	39	0
2020	Eagles	0	0	0.0	0	0	4	4	94	23.5	73t	1
NFL TOTALS		12	255	21.3	44	0	61	33	488	8.0	73T	1

JALEN REAGOR'S NFL POSTSEASON RETURN STATISTICS

DATE	TEAM	KICKOFF RETURNS					PUNT RETURNS					
		RET.	YDS.	AVG.	LG	TD	NO.	FC	YDS.	AVG.	LG	TD
2022	Vikings	0	0	0.0	0	0	1	1	0	0.0	0	0
2021	Eagles	0	0	0.0	0	0	5	1	35	7.0	31	0
NFL TOTALS		0	0	0.0	0	0	6	2	35	5.8	31	0

SINGLE-GAME HIGHS: RUSHING/RECEIVING

Rush Attempts	3 vs. DAL, Jan 08, 2022	Longest Kickoff Return	44 vs. KC, Oct 03, 2021
Rushing Yards	21 at DET, Oct 31, 2021	Fair Catches	4 at CAR, Oct 10, 2021
Longest Runs	19 vs. NO, Dec 13, 2020	Punt Return Yards	73 at GB, Dec 06, 2020
Receptions	6 at ATL, Sep 12, 2021	Longest Punt Return	73t at GB, Dec 06, 2020
Receiving Yards	57 vs. WAS, Dec 21, 2021	Punt Returns	4 vs. NYG, Dec 26, 2021
Receiving Average	19.0 vs. WAS, Dec 21, 2021		...3 more at 4.
Longest Receptions	55 at WAS, Sep 13, 2020	Punt Return TDs	1 at GB, Dec 06, 2020
Receiving TDs	1 at LV, Oct 24, 2021	Punt Return Average	12.5 vs. NYG, Dec 26, 2021
	...2 more at 1.	Kickoff Return Average	17.0 vs. NO, Nov 21, 2021
All-Purpose Yards	118 at GB, Dec 06, 2020	Most TDs	1 at LV, Oct 24, 2021
Kickoff Returns	3 vs. NO, Nov 21, 2021		...3 more at 1.
Kickoff Return Yards	51 vs. NO, Nov 21, 2021	Miscellaneous Tackles	1 vs. WAS, Dec 21, 2021
			...3 more at 1.

SINGLE-GAME HIGHS - POSTSEASON: RUSHING/RECEIVING

Receptions	1 at TB, Jan 16, 2022	Punt Return Yards	35 at TB, Jan 16, 2022
Receiving Yards	2 at TB, Jan 16, 2022	Longest Punt Return	31 at TB, Jan 16, 2022
Longest Receptions	2 at TB, Jan 16, 2022	Punt Returns	5 at TB, Jan 16, 2022
All-Purpose Yards	37 at TB, Jan 16, 2022	Punt Return Average	7.0 at TB, Jan 16, 2022
Fair Catches	1 at TB, Jan 16, 2022		

2022 GAME-BY-GAME REGULAR-SEASON STATISTICS (EAGLES/VIKINGS)

DATE	OPPONENT	P/S	RECEIVING					RUSHING					W/L	SCORE
			NO.	YDS.	AVG.	LG	TD	NO.	YDS.	AVG.	LG	TD		
09/11	at Lions		DID NOT PLAY										W	38-35
			Went from Eagles to Vikings .											
09/19	at Eagles	P	1	7	7.0	7	0	1	17	17.0	17	0	L	7-24
09/25	Lions	P	1	2	2.0	2	0	0	0	0.0	0	0	W	28-24
10/02	at Saints	P	0	0	0.0	0	0	0	0	0.0	0	0	W	28-25
10/09	Bears	P	1	1	1.0	1t	1	0	0	0.0	0	0	W	29-22
10/16	at Dolphins	P	0	0	0.0	0	0	0	0	0.0	0	0	W	24-16
10/30	Cardinals	P	0	0	0.0	0	0	0	0	0.0	0	0	W	34-26
11/06	at Commanders	P	0	0	0.0	0	0	0	0	0.0	0	0	W	20-17
11/13	at Bills	P	0	0	0.0	0	0	0	0	0.0	0	0	W	33-30+
11/20	Cowboys	P	1	14	14.0	14	0	0	0	0.0	0	0	L	3-40
11/24	Patriots	P	1	25	25.0	25	0	0	0	0.0	0	0	W	33-26
12/04	Jets	P	1	38	38.0	38	0	1	8	8.0	8	0	W	27-22
12/11	at Lions	P	0	0	0.0	0	0	0	0	0.0	0	0	L	23-34
12/17	Colts	P	0	0	0.0	0	0	1	-5	-5.0	-5	0	W	39-36+
12/24	Giants	P	0	0	0.0	0	0	0	0	0.0	0	0	W	27-24
01/01	at Packers	P	0	0	0.0	0	0	0	0	0.0	0	0	L	17-41
01/08	at Bears	P	2	17	8.5	10	0	1	5	5.0	5	0	W	29-13
2022 TOTALS		16-0	8	104	13.0	38	1	4	25	6.3	17	0	13-4	

+ - Overtime

2021 GAME-BY-GAME REGULAR-SEASON STATISTICS (EAGLES)

DATE	OPPONENT	P/S	RECEIVING					RUSHING					W/L	SCORE
			NO.	YDS.	AVG.	LG	TD	NO.	YDS.	AVG.	LG	TD		
09/12	at Falcons	P	6	49	8.2	23t	1	0	0	0.0	0	0	W	32-6
09/19	49ers	S	2	5	2.5	4	0	0	0	0.0	0	0	L	11-17
09/27	at Cowboys	S	5	53	10.6	24	0	0	0	0.0	0	0	L	21-41
10/03	Chiefs	S	1	9	9.0	9	0	1	12	12.0	12	0	L	30-42
10/10	at Panthers	S	3	24	8.0	15	0	0	0	0.0	0	0	W	21-18
10/14	Buccaneers	S	0	0	0.0	0	0	0	0	0.0	0	0	L	22-28
10/24	at Raiders	S	2	25	12.5	17t	1	1	0	0.0	0	0	L	22-33
10/31	at Lions	S	1	0	0.0	0	0	2	21	10.5	11	0	W	44-6
11/07	Chargers	S	1	-6	-6.0	-6	0	0	0	0.0	0	0	L	24-27
11/14	at Broncos	P	1	12	12.0	12	0	1	-8	-8.0	-8	0	W	30-13
11/21	Saints	S	1	-1	-1.0	-1	0	0	0	0.0	0	0	W	40-29
11/28	at Giants	S	2	31	15.5	21	0	0	0	0.0	0	0	L	7-13
12/05	at Jets	S	1	7	7.0	7	0	1	0	0.0	0	0	W	33-18
12/21	Football Team	S	3	57	19.0	34	0	0	0	0.0	0	0	W	27-17
12/26	Giants	P	2	15	7.5	13	0	0	0	0.0	0	0	W	34-10
01/02	at Football Team	P	0	0	0.0	0	0	1	-3	-3.0	-3	0	W	20-16
01/08	Cowboys	S	2	19	9.5	12	0	3	10	3.3	7	0	L	26-51
2021 TOTALS		17-13	33	299	9.1	34	2	10	32	3.2	12	0	9-8	

2020 GAME-BY-GAME REGULAR-SEASON STATISTICS (EAGLES)

DATE	OPPONENT	P/S	RECEIVING					RUSHING					W/L/T	SCORE
			NO.	YDS.	AVG.	LG	TD	NO.	YDS.	AVG.	LG	TD		
09/13	at Football Team	S	1	55	55.0	55	0	0	0	0.0	0	0	L	17-27
09/20	Rams	S	4	41	10.3	16	0	0	0	0.0	0	0	L	19-37
09/27	Bengals												T	23-23
10/04	at 49ers												W	25-20
11/01	Cowboys	S	3	16	5.3	8	1	1	6	6.0	6	0	W	23-9
11/15	at Giants	S	4	47	11.8	16	0	0	0	0.0	0	0	L	17-27
11/22	at Browns	S	4	52	13.0	18	0	0	0	0.0	0	0	L	17-22
11/30	Seahawks	S	3	11	3.7	8	0	0	0	0.0	0	0	L	17-23
12/06	at Packers	S	1	34	34.0	34	0	1	11	11.0	11	0	L	16-30
12/13	Saints	S	2	46	23.0	39	0	1	19	19.0	19	0	W	24-21
12/20	at Cardinals	S	5	49	9.8	23	0	1	-10	-10.0	-10	0	L	26-33
12/27	at Cowboys	S	3	30	10.0	15	0	0	0	0.0	0	0	L	17-37
01/03	Football Team	S	1	15	15.0	15	0	0	0	0.0	0	0	L	14-20
2020 TOTALS		11-11	31	396	12.8	55	1	4	26	6.5	19	0	3-9-1	

2022 GAME-BY-GAME POSTSEASON STATISTICS (VIKINGS)

DATE	OPPONENT	P/S	RECEIVING					RUSHING					W/L	SCORE
			NO.	YDS.	AVG.	LG	TD	NO.	YDS.	AVG.	LG	TD		
01/15	Giants	P	0	0	0.0	0	0	0	0	0.0	0	0	L	24-31
2022 TOTALS		1-0	0	0	0.0	0	0	0	0	0.0	0	0	0-1	

2021 GAME-BY-GAME POSTSEASON STATISTICS (EAGLES)

DATE	OPPONENT	P/S	RECEIVING					RUSHING					W/L	SCORE
			NO.	YDS.	AVG.	LG	TD	NO.	YDS.	AVG.	LG	TD		
01/16	at Buccaneers	S	1	2	2.0	2	0	0	0	0.0	0	0	L	15-31
2021 TOTALS		1-1	1	2	2.0	2	0	0	0	0.0	0	0	0-1	



TROY REEDER



59

LINEBACKER

Ht: 6-3

DOB: 9-13-94

Vikings Season: 1

Acquired: FA '23

Wt: 245

College: Delaware

NFL Season: 5

2022 GP/GS

17/0

CAREER GP/GS

66/25

PLAYOFF GP/GS

7/5

KEY TRANSACTIONS

- Signed by Los Angeles Rams as undrafted free agent on 4/29/19.
- Signed by Los Angeles Chargers as unrestricted free agent on 4/12/21.

OFF THE FIELD

- Given name is Troy Daniel Reeder.
- Favorite team growing up was the Chargers.
- Father, Dan, played for the Raiders and Steelers and mother, Cheryl, played basketball at Elizabethtown (PA) College, helping lead the team to the 1982 NCAA Division III National Championship.
- Brother, Colby, was teammates with Troy at Delaware and currently plays linebacker at Iowa State.
- Is close friends and high school teammates with Vikings T Brian O'Neill, with whom he hosted a youth football clinic in the summer of 2022.

CAREER NOTES

2022 | LOS ANGELES CHARGERS

- Played in all 17 games in his first season with the Chargers.
- Ranked third on the team in special teams snaps contributed to with 313.
- Recorded a forced fumble and a pass defense on Sunday Night Football against the Kansas City Chiefs.

2021 | LOS ANGELES RAMS

- Appeared in all 17 games, starting 10, for the Rams, amassing a career-high 90 tackles (48 solo), along with two sacks, six tackles for loss and two interceptions.
- Helped anchor a Rams defense that ranked sixth in the NFL against the run (103.2).
- Started 10 of the Rams final 11 games to close out the regular season, receiving the starting nod in three of the club's four postseason wins.
- Helped the Rams close out the regular season with five victories in their last six outings, en route to an NFC West Division title.

2020 | LOS ANGELES RAMS

- Saw action in all 16 games, starting seven and totaled 73 tackles (46 solo), a career-best three sacks and added five passes defended.
- Led the Rams defense in tackles on seven occasions, contributing to the unit's top-ranked total defense (281.9 yards allowed per game) and No. 1-ranked scoring defense (18.5 points per game allowed) in the NFL.

2019 | LOS ANGELES RAMS

- Contributed in all 16 games as a rookie, starting eight, registering 53 tackles (32 solo) along with two forced fumbles.

COLLEGE - PENN STATE/DELAWARE

- Over three seasons at Delaware (2016-18), earned FCS All-America status in 2018 and was named All-CAA following each season.
- Totaled 283 tackles over three years for the Blue Hens, including 131 as a senior in 2018 to register the fifth-most in a single season by a Delaware player in program history.
- Named a finalist for the Buck Buchanan Award, which is given annually to the top defensive player in the FCS, in 2018.
- Started collegiate career at Penn State, where he spent two seasons (2014-15).
- As a redshirt freshman in 2015, gathered 11 starts at outside linebacker and received First-Team Freshman All-Big Ten

acknowledgement.

PREP - SALESIANUM (DE)

- Helped lead the program to the DIAA Division I State Championship as a senior in 2013.
- Named 2013 DIFCA Defensive Player of the Year, adding First-Team All-State honors as a running back after posting 1,154 yards and 18 touchdowns on the ground.
- Also played lacrosse, helping lead Salesianum to three-straight state lacrosse titles in 2011, 2012 and 2013.

TROY REEDER'S NFL REGULAR SEASON DEFENSIVE STATISTICS

DATE	TEAM	GP	TACKLES								INTERCEPTIONS						O. FUMB				ST				MISC		
			GS	TK	S	A	TFL	YDS	SK	YDS	QBH	NO	YDS	LG	TD	PD	FF	FR	TD	YDS	TK	S	A	FF	FR	S	A
2022	Chargers	17	0	7	5	2	0	0	0.0	0.0	0	0	0	0	1	1	0	0	0	0	4	1	3	0	0	0	0
2021	Rams	17	10	90	48	42	6	13	2.0	9.0	4	2	2	2	0	6	0	0	0	0	1	0	1	0	0	0	0
2020	Rams	16	7	73	46	27	5	17	3.0	12.0	4	0	0	0	2	0	0	0	0	0	8	7	1	0	0	0	0
2019	Rams	16	8	53	32	21	0	0	0.0	0.0	0	0	0	0	0	1	0	0	0	0	5	4	1	1	0	0	0
NFL TOTALS		66	25	223	131	92	11	30	5.0	21.0	8	2	2	2	0	9	2	0	0	0	18	12	6	1	0	0	0

TROY REEDER'S NFL POSTSEASON DEFENSIVE STATISTICS

DATE	TEAM	GP	TACKLES								INTERCEPTIONS						O. FUMB				ST				MISC		
			GS	TK	S	A	TFL	YDS	SK	YDS	QBH	NO	YDS	LG	TD	PD	FF	FR	TD	YDS	TK	S	A	FF	FR	S	A
2022	Chargers	1	0	0	0	0	0	0	0.0	0.0	0	0	0	0	0	0	0	0	0	0	1	1	0	0	0	0	0
2021	Rams	4	3	16	9	7	0	0	0.0	0.0	1	0	0	0	1	0	0	0	0	0	0	0	0	0	0	0	0
2020	Rams	2	2	20	6	14	0	0	0.0	0.0	1	0	0	0	1	0	0	0	0	0	0	0	0	0	0	0	0
NFL TOTALS		7	5	36	15	21	0	0	0.0	0.0	2	0	0	0	2	0	0	0	0	0	1	1	0	0	0	0	0

SINGLE-GAME HIGHS: DEFENSIVE

Total Tackles	15 vs. SF, Nov 29, 2020	Tackles For Loss	2 at WAS, Oct 11, 2020
Solo Tackles	12 vs. SF, Nov 29, 2020	Interceptions	1 at SEA, Oct 07, 2021 ...1 more at 1.
Sacks	3.0 at WAS, Oct 11, 2020	Interception Return Yards	2 at IND, Sep 19, 2021
Passes Defensed	1 vs. SF, Jan 09, 2022 ...7 more at 1.	Special Teams Tackles	2 vs. SEA, Nov 15, 2020 ...1 more at 2.
Forced Fumbles	1 vs. ARI, Dec 29, 2019	Special Teams Forced Fumbles	1 at ATL, Oct 20, 2019

SINGLE-GAME HIGHS - POSTSEASON: DEFENSIVE

Total Tackles	13 at GB, Jan 16, 2021	Passes Defensed	1 vs. SF, Jan 30, 2022
Solo Tackles	6 vs. SF, Jan 30, 2022		...1 more at 1.

2022 GAME-BY-GAME REGULAR-SEASON STATISTICS (CHARGERS)

DATE	OPPONENT	P/S	TACKLES						INTERCEPTIONS					O. FUMB				ST				MISC		SCORE							
			TK	S	A	SK	YDS	TFL	YDS	QBH	NO	YDS	LG	TD	PD	FF	FR	TD	YDS	TK	S	A	FF		FR	S	A	W/L			
09/11	Raiders	P	0	0	0	0.0	0.0	0	0	0	0	0	0	0	0	0	0	0	0	0	0	0	0	0	0	W	24-19				
09/15	at Chiefs	P	0	0	0	0.0	0.0	0	0	0	0	0	0	0	0	0	0	0	0	0	0	0	0	0	0	L	24-27				
09/25	Jaguars	P	0	0	0	0.0	0.0	0	0	0	0	0	0	0	0	0	0	0	0	0	0	0	0	0	0	L	10-38				
10/02	at Texans	P	0	0	0	0.0	0.0	0	0	0	0	0	0	0	0	0	0	0	0	0	0	0	0	0	0	W	34-24				
10/09	at Browns	P	0	0	0	0.0	0.0	0	0	0	0	0	0	0	0	0	0	0	0	0	0	0	0	0	0	W	30-28				
10/17	Broncos	P	0	0	0	0.0	0.0	0	0	0	0	0	0	0	0	0	0	0	1	0	1	0	0	0	0	W	19-16+				
10/23	Seahawks	P	1	0	1	0.0	0.0	0	0	0	0	0	0	0	0	0	0	0	0	0	0	0	0	0	0	L	23-37				
11/06	at Falcons	P	0	0	0	0.0	0.0	0	0	0	0	0	0	0	0	0	0	0	0	0	0	0	0	0	0	W	20-17				
11/13	at 49ers	P	1	1	0	0.0	0.0	0	0	0	0	0	0	0	0	0	0	0	1	0	1	0	0	0	0	L	16-22				
11/20	Chiefs	P	3	3	0	0.0	0.0	0	0	0	0	0	0	0	1	1	0	0	0	0	0	0	0	0	0	L	27-30				
11/27	at Cardinals	P	0	0	0	0.0	0.0	0	0	0	0	0	0	0	0	0	0	0	0	0	0	0	0	0	0	W	25-24				
12/04	at Raiders	P	1	0	1	0.0	0.0	0	0	0	0	0	0	0	0	0	0	0	0	0	0	0	0	0	0	L	20-27				
12/11	Dolphins	P	0	0	0	0.0	0.0	0	0	0	0	0	0	0	0	0	0	0	0	0	0	0	0	0	0	W	23-17				
12/18	Titans	P	0	0	0	0.0	0.0	0	0	0	0	0	0	0	0	0	0	0	1	1	0	0	0	0	0	W	17-14				
12/26	at Colts	P	0	0	0	0.0	0.0	0	0	0	0	0	0	0	0	0	0	0	1	0	1	0	0	0	0	W	20-3				
01/01	Rams	P	0	0	0	0.0	0.0	0	0	0	0	0	0	0	0	0	0	0	0	0	0	0	0	0	0	W	31-10				
01/08	at Broncos	P	1	1	0	0.0	0.0	0	0	0	0	0	0	0	0	0	0	0	0	0	0	0	0	0	0	L	28-31				
2022 TOTALS		17-0	7	5	2	0.0	0.0	0	0	0	0	0	0	0	0	0	0	1	1	0	0	0	0	4	1	3	0	0	0	0	10-7

+ - Overtime

2021 GAME-BY-GAME REGULAR-SEASON STATISTICS (RAMS)

DATE	OPPONENT	P/S	TACKLES						INTERCEPTIONS					O. FUMB				ST				MISC		SCORE							
			TK	S	A	SK	YDS	TFL	YDS	QBH	NO	YDS	LG	TD	PD	FF	FR	TD	YDS	TK	S	A	FF		FR	S	A	W/L			
09/12	Bears	P	4	3	1	0.0	0.0	1	0	0	0	0	0	0	1	0	0	0	0	0	0	0	0	0	0	W	34-14				
09/19	at Colts	P	4	4	0	0.0	0.0	0	0	1	1	2	2	0	1	0	0	0	0	0	0	0	0	0	0	W	27-24				
09/26	Buccaneers	P	1	1	0	0.0	0.0	0	0	0	0	0	0	0	0	0	0	0	0	0	0	0	0	0	0	W	34-24				
10/03	Cardinals	P	3	1	2	0.0	0.0	0	0	0	0	0	0	0	0	0	0	0	0	0	0	0	0	0	0	L	20-37				
10/07	at Seahawks	P	3	1	2	0.0	0.0	0	0	0	1	0	0	0	1	0	0	0	0	0	0	0	0	0	0	W	26-17				
10/17	at Giants	P	4	3	1	0.0	0.0	0	0	0	0	0	0	0	0	0	0	0	1	0	1	0	0	0	0	W	38-11				
10/24	Lions	S	8	3	5	0.0	0.0	0	0	0	0	0	0	0	0	0	0	0	0	0	0	0	0	0	0	W	28-19				
10/31	at Texans	S	7	3	4	0.0	0.0	0	0	0	0	0	0	0	0	0	0	0	0	0	0	0	0	0	0	W	38-22				
11/07	Titans	S	2	2	0	0.0	0.0	0	0	0	0	0	0	0	1	0	0	0	0	0	0	0	0	0	0	L	16-28				
11/15	at 49ers	S	11	3	8	0.0	0.0	1	2	0	0	0	0	0	0	0	0	0	0	0	0	0	0	0	0	L	10-31				
11/28	at Packers	S	13	6	7	0.0	0.0	1	1	0	0	0	0	0	0	0	0	0	0	0	0	0	0	0	0	L	28-36				
12/05	Jaguars	S	3	0	3	0.0	0.0	0	0	0	0	0	0	0	0	0	0	0	0	0	0	0	0	0	0	W	37-7				
12/13	at Cardinals	P	1	1	0	0.0	0.0	0	0	0	0	0	0	0	0	0	0	0	0	0	0	0	0	0	0	W	30-23				
12/21	Seahawks	S	3	1	2	0.0	0.0	0	0	0	0	0	0	0	0	0	0	0	0	0	0	0	0	0	0	W	20-10				
12/26	at Vikings	S	6	6	0	0.0	0.0	1	1	0	0	0	0	0	1	0	0	0	0	0	0	0	0	0	0	W	30-23				
01/02	at Ravens	S	9	6	3	1.0	6.0	1	6	1	0	0	0	0	0	0	0	0	0	0	0	0	0	0	0	W	20-19				
01/09	49ers	S	8	4	4	1.0	3.0	1	3	2	0	0	0	0	1	0	0	0	0	0	0	0	0	0	0	L	24-27+				
2021 TOTALS		17-10	90	48	42	2.0	9.0	6	13	4	2	2	2	0	6	0	0	0	0	0	0	0	0	1	0	1	0	0	0	0	12-5

+ - Overtime

2020 GAME-BY-GAME REGULAR-SEASON STATISTICS (RAMS)

DATE	OPPONENT	P/S	TACKLES							INTERCEPTIONS					O. FUMB				ST				MISC		SCORE			
			TK	S	A	SK	YDS	TFL	YDS	QBH	NO	YDS	LG	TD	PD	FF	FR	TD	YDS	TK	S	A	FF	FR		S	A	W/L
09/13	Cowboys	P	0	0	0	0.0	0.0	0	0	0	0	0	0	0	0	0	0	0	0	1	1	0	0	0	0	0	W	20-17
09/20	at Eagles	P	0	0	0	0.0	0.0	0	0	0	0	0	0	0	0	0	0	0	0	0	0	0	0	0	0	0	W	37-19
09/27	at Bills	P	0	0	0	0.0	0.0	0	0	0	0	0	0	0	0	0	0	0	0	1	0	1	0	0	0	0	L	32-35
10/04	Giants	P	3	1	2	0.0	0.0	0	0	0	0	0	0	0	0	0	0	0	0	0	0	0	0	0	0	0	W	17-9
10/11	at Football Team	S	10	7	3	3.0	12.0	2	12	3	0	0	0	0	0	0	0	0	0	1	1	0	0	0	0	0	W	30-10
10/18	at 49ers	P	0	0	0	0.0	0.0	0	0	0	0	0	0	0	0	0	0	0	0	1	1	0	0	0	0	0	L	16-24
10/26	Bears	P	0	0	0	0.0	0.0	0	0	0	0	0	0	0	0	0	0	0	0	2	2	0	0	0	0	0	W	24-10
11/01	at Dolphins	P	0	0	0	0.0	0.0	0	0	0	0	0	0	0	0	0	0	0	0	0	0	0	0	0	0	0	L	17-28
11/15	Seahawks	P	0	0	0	0.0	0.0	0	0	0	0	0	0	0	0	0	0	0	0	2	2	0	0	0	0	0	W	23-16
11/23	at Buccaneers	P	0	0	0	0.0	0.0	0	0	0	0	0	0	0	0	0	0	0	0	0	0	0	0	0	0	0	W	27-24
11/29	49ers	S	15	12	3	0.0	0.0	1	1	0	0	0	0	0	0	0	0	0	0	0	0	0	0	0	0	0	L	20-23
12/06	at Cardinals	S	10	6	4	0.0	0.0	0	0	0	0	0	0	0	1	0	0	0	0	0	0	0	0	0	0	0	W	38-28
12/10	Patriots	S	7	4	3	0.0	0.0	1	1	0	0	0	0	0	0	0	0	0	0	0	0	0	0	0	0	0	W	24-3
12/20	Jets	S	11	6	5	0.0	0.0	0	0	0	0	0	0	0	1	0	0	0	0	0	0	0	0	0	0	0	L	20-23
12/27	at Seahawks	S	11	6	5	0.0	0.0	0	0	1	0	0	0	0	0	0	0	0	0	0	0	0	0	0	0	0	L	9-20
01/03	Cardinals	S	6	4	2	0.0	0.0	1	3	0	0	0	0	0	0	0	0	0	0	0	0	0	0	0	0	0	W	18-7
2020 TOTALS		16-7	73	46	27	3.0	12.0	5	17	4	0	0	0	0	2	0	0	0	0	8	7	1	0	0	0	0	10-6	

2019 GAME-BY-GAME REGULAR-SEASON STATISTICS (RAMS)

DATE	OPPONENT	P/S	TACKLES							INTERCEPTIONS					O. FUMB				ST				MISC		SCORE			
			TK	S	A	SK	YDS	TFL	YDS	QBH	NO	YDS	LG	TD	PD	FF	FR	TD	YDS	TK	S	A	FF	FR		S	A	W/L
09/08	at Panthers	P	0	0	0	0.0	0.0	0	0	0	0	0	0	0	0	0	0	0	0	1	0	1	0	0	0	0	W	30-27
09/15	Saints	P	0	0	0	0.0	0.0	0	0	0	0	0	0	0	0	0	0	0	0	0	0	0	0	0	0	0	W	27-9
09/22	at Browns	P	0	0	0	0.0	0.0	0	0	0	0	0	0	0	0	0	0	0	0	0	0	0	0	0	0	0	W	20-13
09/29	Buccaneers	P	3	2	1	0.0	0.0	0	0	0	0	0	0	0	0	0	0	0	0	0	0	0	0	0	0	0	L	40-55
10/03	at Seahawks	S	13	8	5	0.0	0.0	0	0	0	0	0	0	0	0	0	0	0	0	0	0	0	0	0	0	0	L	29-30
10/13	49ers	S	10	7	3	0.0	0.0	0	0	0	0	0	0	0	0	0	0	0	0	1	1	0	0	0	0	0	L	7-20
10/20	at Falcons	S	5	1	4	0.0	0.0	0	0	0	0	0	0	0	0	0	0	0	0	1	1	0	1	0	0	0	W	37-10
10/27	Bengals	P	0	0	0	0.0	0.0	0	0	0	0	0	0	0	0	0	0	0	0	0	0	0	0	0	0	0	W	24-10
11/10	at Steelers	S	1	1	0	0.0	0.0	0	0	0	0	0	0	0	0	0	0	0	0	1	1	0	0	0	0	0	L	12-17
11/17	Bears	P	1	0	1	0.0	0.0	0	0	0	0	0	0	0	0	0	0	0	0	0	0	0	0	0	0	0	W	17-7
11/25	Ravens	P	0	0	0	0.0	0.0	0	0	0	0	0	0	0	0	0	0	0	0	0	0	0	0	0	0	0	L	6-45
12/01	at Cardinals	S	6	5	1	0.0	0.0	0	0	0	0	0	0	0	0	0	0	0	0	0	0	0	0	0	0	0	W	34-7
12/08	Seahawks	P	1	0	1	0.0	0.0	0	0	0	0	0	0	0	0	0	0	0	0	0	0	0	0	0	0	0	W	28-12
12/15	at Cowboys	S	5	3	2	0.0	0.0	0	0	0	0	0	0	0	0	0	0	0	0	0	0	0	0	0	0	0	L	21-44
12/21	at 49ers	S	3	2	1	0.0	0.0	0	0	0	0	0	0	0	0	0	0	0	0	0	0	0	0	0	0	0	L	31-34
12/29	Cardinals	S	5	3	2	0.0	0.0	0	0	0	0	0	0	0	0	1	0	0	0	1	1	0	0	0	0	0	W	31-24
2019 TOTALS		16-8	53	32	21	0.0	0.0	0	0	0	0	0	0	0	0	1	0	0	0	5	4	1	1	0	0	0	9-7	

2022 GAME-BY-GAME POSTSEASON STATISTICS (CHARGERS)

DATE	OPPONENT	P/S	TACKLES							INTERCEPTIONS					O. FUMB				ST				MISC		SCORE			
			TK	S	A	SK	YDS	TFL	YDS	QBH	NO	YDS	LG	TD	PD	FF	FR	TD	YDS	TK	S	A	FF	FR		S	A	W/L
01/14	at Jaguars	P	0	0	0	0.0	0.0	0	0	0	0	0	0	0	0	0	0	0	0	1	1	0	0	0	0	0	L	30-31
2022 TOTALS		1-0	0	0	0	0.0	0.0	0	0	0	0	0	0	0	0	0	0	0	0	1	1	0	0	0	0	0	0-1	

2021 GAME-BY-GAME POSTSEASON STATISTICS (RAMS)

DATE	OPPONENT	P/S	TACKLES							INTERCEPTIONS					O. FUMB				ST				MISC		SCORE			
			TK	S	A	SK	YDS	TFL	YDS	QBH	NO	YDS	LG	TD	PD	FF	FR	TD	YDS	TK	S	A	FF	FR		S	A	W/L
01/17	Cardinals	S	3	1	2	0.0	0.0	0	0	1	0	0	0	0	0	0	0	0	0	0	0	0	0	0	0	0	W	34-11
01/23	at Buccaneers	S	3	1	2	0.0	0.0	0	0	0	0	0	0	0	0	0	0	0	0	0	0	0	0	0	0	W	30-27	
01/30	49ers	S	8	6	2	0.0	0.0	0	0	0	0	0	0	0	1	0	0	0	0	0	0	0	0	0	0	W	20-17	
02/13	at Bengals	P	2	1	1	0.0	0.0	0	0	0	0	0	0	0	0	0	0	0	0	0	0	0	0	0	0	W	23-20	
2021 TOTALS		4-3	16	9	7	0.0	0.0	0	0	1	0	0	0	0	1	0	0	0	0	0	0	0	0	0	0	4-0		

2020 GAME-BY-GAME POSTSEASON STATISTICS (RAMS)

DATE	OPPONENT	P/S	TACKLES							INTERCEPTIONS					O. FUMB				ST				MISC		SCORE		
			TK	S	A	SK	YDS	TFL	YDS	QBH	NO	YDS	LG	TD	PD	FF	FR	TD	YDS	TK	S	A	FF	FR		S	A
01/09	at Seahawks	S	7	3	4	0.0	0.0	0	0	1	0	0	0	0	0	0	0	0	0	0	0	0	0	0	0	W	30-20
01/16	at Packers	S	13	3	10	0.0	0.0	0	0	0	0	0	0	0	1	0	0	0	0	0	0	0	0	0	0	L	18-32
2020 TOTALS		2-2	20	6	14	0.0	0.0	0	0	1	0	0	0	0	1	0	0	0	0	0	0	0	0	0	0	1-1	



JAQUELIN ROY

(juh-KWAY-lin)

78

DEFENSIVE LINEMAN

Ht: 6-3

DOB: 10-22-00

Vikings Season: Rookie NFL Season: Rookie

Acquired: D5a '23

Wt: 305

College: LSU



2022 GP/GS

0/0

CAREER GP/GS

0/0

PLAYOFF GP/GS

0/0

KEY TRANSACTIONS

- Drafted in the fifth round (141st overall) of the 2023 NFL Draft out of LSU.

OFF THE FIELD

- Played his high school football games just steps away from LSU's Charles McClendon Practice Facility.
- Majored in sports administration.

COLLEGE - LSU

- Baton Rouge product who emerged as a defensive line standout for the Tigers as a junior.
- Opted to forgo his senior season and entered the 2023 NFL Draft.
- Appeared in 35 games with 13 starts, including 12 as a junior in 2022.
- 97 career tackles to go with 13.5 tackles for loss and four sacks.
- Recovered three fumbles and had eight quarterback hurries during his Tiger tenure.

HIGH SCHOOL - UNIVERSITY HIGH

- Won back-to-back state titles with U-High in 2017 and 2018, as the Cubs went undefeated both years.
- Four-star prospect by 247Sports and Rivals.
- Ranked No. 71 on the ESPN-300 list.
- The top recruit in the state of Louisiana by 247Sports.
- Listed as the nation's fifth-best defensive tackle and the No. 49 overall prospect by 247Sports.
- As a senior, had 96 tackles, 17 tackles for loss and nine sacks as the Cubs advanced to the state semifinals.
- Coached by Andy Martin.



AUSTIN SCHLOTTMANN

(SHLOTE-man)



65

GUARD/CENTER

Ht: 6-6

DOB: 9-18-95

Vikings Season: 2

Acquired: FA '22

Wt: 300

College: TCU

NFL Season: 5

2022 GP/GS

16/4

CAREER GP/GS

58/11

PLAYOFF GP/GS

0/0

KEY TRANSACTIONS

- Signed by the Denver Broncos as a undrafted free agent on 5/1/18.
- Waived by Denver on 9/1/18.
- Signed to the Broncos practice squad on 9/2/18.
- Signed to a full contract by the Broncos on 12/31/18.
- Waived by the Broncos on 8/31/21.
- Signed by the Broncos on 11/9/21.
- Signed with the Minnesota Vikings on 3/18/22.

OFF THE FIELD

- Pronounced SHLOTE-man
- Was born on Sept. 18, 1995.

CAREER NOTES

2022 - Minnesota Vikings

- Saw action in Week 11 against Dallas.
- Recorded his first start with the Vikings in Week 14 at Detroit.
- Started and played every offensive snap in Week 15 against the Colts.
- Made his 10th career start in Week 16 against the New York Giants.
- Started at center and played five snaps before getting injured in Week 17 at Green Bay.

2021 - Denver Broncos

- Appeared in 10 games for the Broncos during the 2021 season, helping RB Melvin Gordon III (918) and rookie RB Javonte Williams (903) to 900-plus-yard seasons, becoming the first running back duo since Houston Texans RBs Arian Foster (1,224) and Ben Tate (942) in 2011 to accomplish this feat.

2020 - Denver Broncos

- Appeared in all 16 games with Denver, making two starts at right guard.
- Allowed just one sack and was called for zero penalties.

2019 - Denver Broncos

- Played in all 16 games (four starts) after making the team out of training camp.
- Saw action as a reserve offensive lineman in games 1-12.

2018 - Denver Broncos

- Entered the NFL as a college free agent on May 1 and spent his entire rookie season on Denver's practice squad.

COLLEGE - TCU

- Appeared in 51 games (29 starts) at Texas Christian University.
- 2017 Honorable-Mention All-Big 12 as a senior. Made eight starts at center and six at right guard.
- Started 11 games as a junior and was chosen to the Big-12 Second Team despite missing two conference games.
- Played 13 games (4 starts) as a sophomore, earning starts at center and right guard.
- Saw action in all 13 games as a true freshman.

PREP - BRENHAM (TX)

- Was a three-star recruit and ranked No. 5 in Texas and No. 35 nationally for offensive tackles by Scout.com.
- Teammates with WR Courtland Sutton while in high school.
- Did not allow a sack his senior season.



**BEN
SIMS**

49

TIGHT END



Ht: 6-5

Wt: 250

DOB: 5-16-00

College: Baylor

Vikings Season: Rookie **NFL Season:** Rookie

Acquired: UDFA '23

2022 GP/GS

0/0

CAREER GP/GS

0/0

PLAYOFF GP/GS

0/0

KEY TRANSACTIONS

- Joined the Vikings as an undrafted free agent in 2023.

OFF THE FIELD

- Born and raised in San Antonio, Texas.
- Environmental studies major.

COLLEGE - BAYLOR

- Ended his career as the Baylor all-time record holder for career touchdowns by a tight end (12), ranking second in receptions by a TE (78) and fourth in yards receiving by a TE (785).
- Caught 31 passes for 255 yards and three touchdowns as a senior, also rushing for a one-yard score. Played in 12 games, making 11 starts.
- Started 13 of 14 games in 2021. Finished third on the team with 31 receptions and fourth on the team in yards receiving (361).
- Started in all six games he played in during the 2020 season, finishing with 14 receptions for 164 yards. Tied the team lead in touchdown receptions with three.
- Appeared in eight games during the 2019 season.
- Appeared in three games as a freshman in 2018.

HONORS

- Honorable Mention All-Big 12 (2022)
- First-Team Academic All-Big 12 (2022)
- Second-Team All-Texas (2022)
- 7x Big 12 Commissioner's Honor Roll

PREP - CLARK HIGH SCHOOL

- Recorded 24 receptions for 444 yards and seven touchdowns in 2017.
- Dave Campbell's Texas Football Texas Top 300.
- Ranked three stars by 247 Sports, Rivals and ESPN.
- Selected Baylor over Auburn, Texas Tech and Arizona State.



ABRAM SMITH



41

RUNNING BACK

Ht: 5-11

DOB: 9-14-98

Vikings Season: 1

Acquired: FA '23

Wt: 221

College: Baylor

NFL Season: 1

0 GP/GS

0/0

CAREER GP/GS

0/0

PLAYOFF GP/GS

0/0

KEY TRANSACTIONS

- Signed by New Orleans as an undrafted free agent, May 1, 2022.
- Waived by New Orleans, Aug. 28, 2022.

OFF THE FIELD

- Son of Mark and Rosie Soliz.
- Graduated with a degree in health, kinesiology and leisure studies.

CAREER NOTES

- Played in the XFL in 2023.

2023 | D.C. DEFENDERS

- Led the XFL in yards rushing, racking up 791 yards and seven touchdowns on 158 carries in 10 games.

COLLEGE - BAYLOR

- Played in six games as a redshirt freshman in 2018 and appeared in all 14 games as a sophomore in 2019, mostly on special teams.
- As a junior in 2020, he earned four starts at linebacker late in the season, averaging 11.5 tackles and 1.25 tackles for loss in those starts.
- Finished 2020 with 48 total tackles and 5.0 tackles-for-loss (one sack), tied for 22nd in the Big 12 in tackles per game (6.0).
- Set Baylor's single-season rushing record (1,621) and 100-yard rushing game record (nine) during his senior season in 2021.
- Earned the 15th 1,000-yard rushing season in Baylor history and the first since 2016.
- Led the Big 12 and was fifth nationally with 1,621 total yards rushing and was fifth in the league and 39th in the nation with 12 rushing touchdowns
- Scored in eight of Baylor's 14 games in 2021, including multiple touchdowns in three games.

HONORS

- Earl Campbell Tyler Rose Award Finalist
- Doak Walker Award semifinalist
- All-Big 12 Second Team (RB) (2021)
- All-Big 12 Honorable Mention Offensive Player of the Year (2021)
- Big 12 Commissioner's Honor Roll (Spring 2018).

PREP - ABILENE (TEXAS)

- Two-time all-state running back Abilene (Texas) High School.
- Rated the nation's 29th-best RB prospect in the 2017 recruiting class by Scout, ranked No. 64 by 247Sports and No. 77 by ESPN.
- Ranked No. 68 in Texas (fourth among running backs) by Scout and No. 117 by 247Sports.
- All-time leading rusher in Abilene history, tallying a school-record 4,955 career yards rushing in 33 games.
- Added 29 receptions for 348 yards and three touchdowns, along with two kick-return touchdowns.
- Also captured the school records for career all-purpose touchdowns (77), 100-yard rushing games (31), career scoring (462 points), single-game touchdowns (seven) and longest rush (99-yard touchdown).
- Earned 2016 Class 6A All-State Second-Team honors after leading AHS to an 11-2 record and the DII regional semis.
- Named 2016 District 3-6A MVP as a senior
- Earned 2015 Class 6A All-State Honorable Mention and was named to the All-District 3-6A First Team as a junior.
- He was called up to varsity for the final two games of 2013 season as freshman, scoring touchdowns on his first two carries and finishing with 287 yards.



HARRISON SMITH

22

SAFETY



Ht: 6-2

DOB: 2-2-89

Vikings Season: 12

Acquired: D1b '12

Wt: 211

College: Notre Dame

NFL Season: 12

2022 GP/GS

14/14

CAREER GP/GS

159/158

PLAYOFF GP/GS

7/7

KEY TRANSACTIONS

- Drafted in the first round (29th overall) of the 2012 NFL Draft by the Vikings.
- Signed to a four-year contract with Minnesota on 5/31/12.
- Placed on IR by Minnesota on 10/18/13.
- Activated from IR on 12/14/13.
- Re-signed to a five-year extension with Minnesota on 6/6/16.

OFF THE FIELD

- Married wife, Madison, in spring 2021. The couple welcomed their first child, Eleanor, in May 2022.
- Hosts annual Kickin' It With Harrison dodgeball event at the team's headquarters that welcomes Big Brothers Big Sisters Twin Cities, an organization he supports year-round.
- Hosted the Thielen Foundation Charity Softball Game in May 2023 to help raise money for Thielen Foundation and Big Brothers Big Sisters Twin Cities.
- Earned his pilot's license at a local Minnesota airport, attending classes and lessons during the offseason.
- Flew a 1944 B-25 Mitchell Bomber during a visit to the Fagan Fighters World War II Museum in Granite Falls, Minnesota in 2019.
- Graduated with a management-entrepreneurship degree in 2011 and played senior season as a graduate student.
- His grandfather served in the U.S. Navy.
- His cousin, Elaine Hendrix, is an actress and has appeared in such films and shows as *Friends*, *NCIS* and *The Parent Trap*.

HONORS

- Vikings Rookie of the Year (2012).
- NFC Defensive Player of the Week (Week 16, 2017).
- *Associated Press* First-Team All-Pro (2017).
- *AP* Second-Team All-Pro (2018).
- Pro Football Writers of America First-Team All-Pro (2017).
- PFWA All-NFL & All-NFC (2017).
- PFWA All-Rookie (2012).
- Pro Football Weekly All-Rookie (2012).
- Sporting News First-Team All-Pro (2017).
- Pro Bowl (6x - 2015, 2016, 2017, 2018, 2021).
- Minnesota Football Honors Vikings Defensive Player of the Year (2x - 2017, 2020).

CAREER NOTES

- Selected 29th overall in 2012 by the Vikings.
- Became just the third Notre Dame player and third defensive back chosen by the Vikings in the first round in team history.
- Signed contract extension in 2016 and in 2021 offseason.
- Has more sacks (16.5) than any other defensive back in franchise history.
- Has four career interception return TDs, a Vikings franchise record.
- Tied Vikings rookie record with two interception return TDs on the season and was one shy of the team record for a season.
- Became first Vikings rookie safety to start all 16 games.
- Since entering the league in 2012, Smith has recorded 33 interceptions, tied with CB Richard Sherman for the most in the NFL during that span.

2022 - Minnesota Vikings

- Intercepted QB Aaron Rodgers in Week 1, marking Smith's second career interception of Rodgers. The other came in 2012 as a rookie on Dec. 2, 2012. Smith has now recorded 29 career interceptions. He finished the game with seven total tackles (five solo) and one pass defensed.
- Tied his career-high in tackles (13) in Week 2 at Philadelphia

- Played in his 150th career game in Week 6 at Miami and picked off Dolphins QB Teddy Bridgewater for his 31st career interception, the most among active safeties in the NFL. He is now tied with Nate Wright for the fifth-most in franchise history. Smith has also now recorded at least one INT in two consecutive matchups against the Dolphins.
- Started his 150th career game against the Cardinals and recorded six tackles, one interception and one pass defended, tying Paul Krause for most starts by a Vikings safety. It also tied Krause and John Randle for 14th in overall career starts in franchise history.
- Started in his 151st game, setting the franchise record for career starts by a Vikings safety, passing Paul Krause (150). Smith finished the game with four total tackles (two solo) and an interception. He has now recorded one interception in each of the teams last three games, marking the first time in his career where he has recorded three games in a row with at least one INT.
- Picked off QB Mike White for his 34th career interception in Week 13 against the Jets, marking his fifth on the season and tying his single-season high. Smith now leads all active players in the NFL in interceptions and ranks fifth in franchise history. He finished the game with eight total tackles (six solo), three passes defended and one interception, marking the first time in his career he has posted this stat line.

2021 - Minnesota Vikings

- Started season opener at Cincinnati (9/12) and had a sack.
- Posted nine tackles at Arizona (9/19) and eight tackles against Seattle (9/26), which ranked as the second-most on the team in both games.
- Recorded his second consecutive eight-tackle game against the Browns (10/3).
- Led the team in tackles with nine against the Lions (10/10), Panthers (10/17) and Cowboys (10/31).
- Missed the last two games on the Reserve/COVID-19 list.
- Sacked Aaron Rodgers and extended his franchise record for sacks among DBs to 15.5. (11/21)
- Notched his 29th career interception against the 49ers (11/28), tying Carl Lee for sixth all-time in Vikings history.
- Tied his single-season career high in sacks (3.0) with a takedown of Ben Roethlisberger against the Steelers (12/9), pushing his franchise record of sacks by a DB to 16.5.
- Eclipsed the 100 tackle mark against the Rams (12/26) for just the fourth time in his career, his first since 2016.

2020 - Minnesota Vikings

- Started all 16 games for the 5th time in his career.
- Capped season by leading team with 9 tackles and grabbing 5th INT of the season at Detroit (1/3/21), the 28th of his career.
- Had 3rd INT of 2020 on Monday Night Football at Chicago (11/16).
- Snared 1st INT of the season vs. Tennessee (9/27) and grabbed 2nd INT of season vs. Detroit (11/8).
- Started season-opener vs. Green Bay (9/13), his 9th straight Vikings opening-day start.

2019 - Minnesota Vikings

- Started all 15 games in which he appeared, finishing with 84 tackles and set career-highs with three forced fumbles and two fumble recoveries.
- Led the Vikings in Week 1 with nine tackles against Atlanta (9/8), moving into fifth place all-time among Vikings defensive backs with 703 career tackles in what was his 100th career game.
- In his 100th career start, became the first Viking since Antoine Winfield (10/6/08 at New Orleans) to record a pass breakup, forced fumble, fumble recovery and tackle for loss in a game, doing so at Green Bay (9/15) all in the first half.
- Had seven solo tackles at Detroit, topping 500 career solo tackles.
- Led the defense with eight tackles (6 solo) at Kansas City (11/3), while recording his 13th-career sack and one forced fumble.
- Made four total tackles (2 solo) and one quarterback hit vs. Denver (11/17) before exiting with a hamstring injury.
- Grabbed the 22nd interception of his career vs. Detroit (12/8), moving into a tie for seventh on the franchise interception list.
- Recorded six tackles, one tackle for loss, one fumble recovery, one interception and one pass defended at LA Chargers (12/15), en route to surpassing Antoine Winfield for third-most tackles by a defensive back in franchise history.
- Set career high with his third forced fumble of season vs. Green Bay (12/23).
- Led Minnesota with a postseason career-high 11 tackles (8 solo) in its Wild Card win at New Orleans (1/5/20).
- Had eight tackles in the Divisional game at San Francisco (1/11/20).

2018 - Minnesota Vikings

- Started all 16 games for the second consecutive season and the fourth time in his career, earning Second-Team Associated Press All-Pro honors and his fourth consecutive trip to the Pro Bowl.
- Set career highs in solo tackles (75) and tackles for loss (11) and tied career highs in sacks (3.0) and quarterback hurries (10).
- Became the first player since Landon Collins and Ryan Shazier in 2016 to record three interceptions and 3.0 sacks in a single season.
- Became the only player in franchise history with four career interception returns of 50+ yards by intercepting Sam Darnold in Week 7.
- Awarded NFC Defensive Player of the Week vs. San Francisco (9/9), where he became the Vikings career sacks leader by a DB (10.0) when he caught Jimmy Garoppolo in the fourth quarter. Also had eight tackles (7 solo) and a game-sealing interception.
- Recorded his third sack of the season vs. Arizona (10/14), tying his career-high season total set in 2014. Totaled five tackles (3 solo) one quarterback hurry, two passes defended and one interception at NY Jets (10/21). Returned his third quarter interception of Sam Darnold 52 yards, the fourth interception return of 50+ yards in his career, a franchise record.
- Grabbed his third interception of the year vs. New Orleans (10/28), forcing Drew Brees' first interception of the 2018 season and becoming the 10th Viking with 20+ interceptions.
- Notched seven tackles (6 solo), one pass breakup and two tackles for loss at Detroit (12/23), the only NFL defensive back with three games of at least two tackles for loss in 2018.
- Recorded his 11th tackle for loss of the season vs. Chicago (12/30), setting a new single-season high.

2017 - Minnesota Vikings

- Started all 16 games for the third time in his career and totaled 93 tackles with a team-high five interceptions, earning AP All-Pro honors, a trip to the Pro Bowl and All-NFL and All-NFC honors by PFWA.
- Became the second defensive back in 2017 to record a sack and an interception in the same game, totaling five tackles (4 solo) 1.5 sacks, two tackles for loss, four quarterback hurries, one interception and two passes defense vs. Green Bay (10/15).
- Recorded 10 tackles (7 solo), two quarterback hurries, a tackle for loss and a pass breakup vs. Cleveland (10/29) at Twickenham Stadium in London, England, as a part of the NFL's International Series.
- Posted four tackles (2 solo) and a tackle for loss vs. Cincinnati (12/17) to help the Vikings clinch the NFC North title.
- Had a standout performance at Green Bay (12/23) as the Vikings forced their first shutout of the Packers since 1971, totaling seven tackles (6 solo) and two interceptions.
- Made six tackles (4 solo), 1.0 sack, one tackle for loss and one quarterback hurry vs. New Orleans (1/14/18) in the Vikings Divisional Round victory.
- Had six solo tackles at Philadelphia (1/21/18) in NFC title game.

2016 - Minnesota Vikings

- Played through an ankle injury and totaled 104 tackles and 2.0 sacks in 14 games, all starts, to earn his second career Pro Bowl.
- Had nine tackles (6 solo), one tackle for loss and one pass defended at Tennessee (9/11), the first game in his home state since high school.
- Posted his second double-digit tackle performance of the season, tallying 10 total tackles (9 solo) and his second sack of the year vs. Arizona (11/20).
- Returned from injury at Green Bay (12/24) and registered four solo tackles to surpass 500 tackles in his career.

2015 - Minnesota Vikings

- Named to Pro Bowl for first time in his career.
- Vikings defense set the tone for NFC North Champions, ranking No. 5 in the NFL in scoring defense and jumping to No. 12 in the NFL in passing defense, No. 13 in total defense.
- Started all 13 regular-season games he played (missing 3 due to injury) and Wild Card Playoff game.
- Notched season-high 11 tackles vs. San Diego (9/27) and season-high eight solos vs. San Diego (9/27) and at Oakland (11/15).
- Sacked Matthew Stafford at Detroit (10/25) and shared sack of Aaron Rodgers at Green Bay (1/3/16) with DT Tom Johnson.
- Set Vikings record by returning his fourth career interception touchdown vs. NY Giants (12/27/15), breaking old mark of three shared by eight players.

2014 - Minnesota Vikings

- Led the team with a career-high five interceptions, which ranked tied for third in the NFL and tied for second in the NFC.
- His 150 INT return yards was second-best in the NFL.
- Led the team in tackles for the first time in his career.
- Only player in the NFL to have at least three interceptions and 3.0 sacks.
- Helped Vikings pass defense improve from 31st in 2013 to seventh in 2014.
- Career-long INT return for a TD Week 1 at St. Louis (9/7) when taking back an Austin Davis pass 81 yards for a TD, ninth-longest interception return in team history.

2013 - Minnesota Vikings

- Averaged more than eight tackles per game.
- Intercepted multiple passes (2) for the second time in his career, finishing second on the team.
- Snagged first interception of season at Chicago (10/15).
- Suffered injured toe vs. Carolina (10/13) and was placed on Injured Reserve for Recall.
- Missed eight games from injury yet ranked fifth on team in tackles.

2012 - Minnesota Vikings

- Record-setting season earned All-Rookie Team honors.
- Started all 16 games and Wild Card playoff game.
- Tied Vikings rookie record with two interception return touchdowns and was one shy of overall club record for a season.
- Ranked tied for third in NFL with pair of interception return scores and ranked second among NFL rookies.
- Led all NFL safeties with two interception return touchdowns.
- Ranked second on team with 129 tackles and led team with 87 yards on interception returns and tied team-high with three interceptions.
- Set Vikings record with 16 starts by a rookie safety, passing previous high of 14 by Chuck Lamson in 1962.
- Ranks third in INT return yards by a Vikings rookie.
- Had 10+ tackles in five games on the season and season-high 12 stops at Green Bay (12/2) and at St. Louis (12/16).

COLLEGE - NOTRE DAME

- Started in 47 of his 51 collegiate contests.
- Is the only player in Irish history to register more than 200+ tackles (309), 15+ tackles for loss (18.5) in a career.
- Was the lone captain of the 2011 Fighting Irish, an honor only bestowed on four players at Notre Dame in the past 40 years
- Made 15 starts at LB before making switch to DB in 2009.

- Started final 38 games.
- Ranks second in ND history with 28 career pass breakups.
- Set school record with three interceptions in a game vs. Miami in Sun Bowl.

PREP - KNOXVILLE CATHOLIC (TN)

- Named the Gatorade Player of the Year in Tennessee in 2006 at Knoxville Catholic HS.
- Honored as 2006 American General Tennessee Mr. Football Back of the Year after rushing for 1,340 yards and 19 TDs.
- Named 2006 Tennessee Class 3A All-State DB.
- East Tennessee HS Player of the Year in 2007.
- Earned Tennessee Class 3A 1st-Team All-State as a junior.
- Played basketball.

HARRISON SMITH'S NFL REGULAR SEASON DEFENSIVE STATISTICS

DATE	TEAM	GP	GS	TACKLES							INTERCEPTIONS					O. FUMB				ST				MISC						
				TK	S	A	TFL	YDS	SK	YDS	QBH	NO	YDS	LG	TD	PD	FF	FR	TD	YDS	TK	S	A	FF	FR	S	A			
2022	Vikings	14	14	85	66	19	1	1	0.0	0.0	0	5	58	35	0	10	1	0	0	0	0	0	0	0	0	0	0	0	0	0
2021	Vikings	15	15	114	83	31	3	22	3.0	22.0	5	1	10	10	0	7	1	0	0	0	0	0	0	0	0	0	0	0	0	0
2020	Vikings	16	16	89	54	35	2	2	0.5	5.0	5	5	33	16	0	10	0	0	0	0	0	0	0	0	0	0	0	0	0	0
2019	Vikings	15	15	85	65	20	4	5	1.0	14.0	2	3	13	13	0	11	3	2	0	0	0	0	0	0	0	0	0	0	0	0
2018	Vikings	16	16	84	67	17	9	37	3.0	37.0	5	3	66	52	0	6	1	2	0	0	0	0	0	0	0	0	0	0	0	0
2017	Vikings	16	16	78	61	17	7	24	1.5	10.0	3	5	42	19	0	12	0	0	0	0	0	0	0	0	0	0	0	0	0	0
2016	Vikings	14	14	91	69	22	4	20	2.0	15.0	3	0	0	0	0	2	0	2	0	0	0	0	0	0	0	0	0	0	0	0
2015	Vikings	13	13	66	49	17	3	13	1.5	11.0	6	2	35	35t	1	3	1	0	0	0	0	0	0	0	0	0	0	0	0	0
2014	Vikings	16	16	91	71	20	7	31	3.0	22.0	5	5	150	81t	1	9	1	0	0	0	0	1	0	1	0	0	0	0	0	0
2013	Vikings	8	7	56	46	10	2	3	0.0	0.0	0	2	4	4	0	3	0	1	0	0	0	2	1	1	0	0	0	0	0	0
2012	Vikings	16	16	98	70	28	1	0	1.0	0.0	2	3	87	56t	2	10	1	1	0	0	0	6	4	2	0	0	0	0	0	0
NFL TOTALS		159	158	937	701	236	43	158	16.5	136.0	36	34	498	81T	4	83	9	8	0	0	0	9	5	4	0	0	0	0	0	0

HARRISON SMITH'S NFL POSTSEASON DEFENSIVE STATISTICS

DATE	TEAM	GP	GS	TACKLES							INTERCEPTIONS					O. FUMB				ST				MISC							
				TK	S	A	TFL	YDS	SK	YDS	QBH	NO	YDS	LG	TD	PD	FF	FR	TD	YDS	TK	S	A	FF	FR	S	A				
2022	Vikings	1	1	3	3	0	0	0	0.0	0.0	0	0	0	0	0	0	0	0	0	0	0	0	0	0	0	0	0	0	0	0	0
2019	Vikings	2	2	19	12	7	0	0	0.0	0.0	0	0	0	0	0	0	0	0	0	0	0	0	0	0	0	0	0	0	0	0	0
2017	Vikings	2	2	13	12	1	1	10	1.0	10.0	1	0	0	0	0	0	0	0	0	0	0	0	0	0	0	0	0	0	0	0	0
2015	Vikings	1	1	3	2	1	1	2	0.0	0.0	0	0	0	0	0	1	0	0	0	0	0	0	0	0	0	0	0	0	0	0	0
2012	Vikings	1	1	8	7	1	2	0	0.0	0.0	0	0	0	0	0	1	0	0	0	0	0	0	0	0	0	0	0	0	0	0	0
NFL TOTALS		7	7	46	36	10	4	12	1.0	10.0	1	0	0	0	0	2	0	0	0	0	0	0	0	0	0	0	0	0	0	0	0

SINGLE-GAME HIGHS: DEFENSIVE

Total Tackles	13 at PHI, Sep 19, 2022 ...1 more at 13.	Fumble Recoveries	1 at LAC, Dec 15, 2019 ...7 more at 1.
Solo Tackles	13 at PHI, Sep 19, 2022	Tackles For Loss	2 at DET, Dec 23, 2018 ...3 more at 2.
Sacks	1.5 vs. GB, Oct 15, 2017	Interceptions	2 at GB, Dec 23, 2017
Passes Defensed	3 vs. NYJ, Dec 04, 2022 ...1 more at 3.	Interception Return Yards	81 at STL, Sep 07, 2014
Forced Fumbles	1 at MIA, Oct 16, 2022 ...8 more at 1.	Special Teams Tackles	1 at GB, Oct 02, 2014 ...8 more at 1.

SINGLE-GAME HIGHS - POSTSEASON: DEFENSIVE

Total Tackles	11 at NO, Jan 05, 2020	Passes Defensed	1 vs. SEA, Jan 10, 2016 ...1 more at 1.
Solo Tackles	8 at NO, Jan 05, 2020	Tackles For Loss	2 at GB, Jan 05, 2013
Sacks	1.0 vs. NO, Jan 14, 2018		

2022 GAME-BY-GAME REGULAR-SEASON STATISTICS (VIKINGS)

DATE	OPPONENT	P/S	TACKLES							INTERCEPTIONS					O. FUMB				ST				MISC		W/L	SCORE	
			TK	S	A	SK	YDS	TFL	YDS	QBH	NO	YDS	LG	TD	PD	FF	FR	TD	YDS	TK	S	A	FF	FR			S
09/11	Packers	S	7	5	2	0.0	0.0	0	0	0	1	0	0	0	1	0	0	0	0	0	0	0	0	0	0	W	23-7
09/19	at Eagles	S	13	13	0	0.0	0.0	0	0	0	0	0	0	0	0	0	0	0	0	0	0	0	0	0	L	7-24	
09/25	Lions		ON INACTIVE LIST																				W	28-24			
10/02	at Saints	S	6	3	3	0.0	0.0	0	0	0	0	0	0	0	0	0	0	0	0	0	0	0	0	0	W	28-25	
10/09	Bears	S	2	1	1	0.0	0.0	0	0	0	0	0	0	1	0	0	0	0	0	0	0	0	0	0	W	29-22	
10/16	at Dolphins	S	6	5	1	0.0	0.0	0	0	0	1	0	0	0	2	1	0	0	0	0	0	0	0	0	W	24-16	
10/30	Cardinals	S	6	6	0	0.0	0.0	0	0	0	1	15	15	0	1	0	0	0	0	0	0	0	0	0	W	34-26	
11/06	at Commander s	S	4	2	2	0.0	0.0	0	0	0	1	35	35	0	1	0	0	0	0	0	0	0	0	0	W	20-17	
11/13	at Bills	S	6	5	1	0.0	0.0	0	0	0	0	0	0	0	1	0	0	0	0	0	0	0	0	0	W	33-30+	
11/20	Cowboys	S	7	5	2	0.0	0.0	1	1	0	0	0	0	0	0	0	0	0	0	0	0	0	0	0	L	3-40	
11/24	Patriots	S	7	7	0	0.0	0.0	0	0	0	0	0	0	0	0	0	0	0	0	0	0	0	0	0	W	33-26	
12/04	Jets	S	9	6	3	0.0	0.0	0	0	0	1	8	8	0	3	0	0	0	0	0	0	0	0	0	W	27-22	
12/11	at Lions		ON INACTIVE LIST																				L	23-34			
12/17	Colts	S	4	4	0	0.0	0.0	0	0	0	0	0	0	0	0	0	0	0	0	0	0	0	0	0	W	39-36+	
12/24	Giants	S	3	2	1	0.0	0.0	0	0	0	0	0	0	0	0	0	0	0	0	0	0	0	0	0	W	27-24	
01/01	at Packers	S	5	2	3	0.0	0.0	0	0	0	0	0	0	0	0	0	0	0	0	0	0	0	0	0	L	17-41	
01/08	at Bears		ON INACTIVE LIST																				W	29-13			
2022 TOTALS		14-14	85	66	19	0.0	0.0	1	1	0	5	58	35	0	10	1	0	0	0	0	0	0	0	0	0	13-4	

+ - Overtime

2021 GAME-BY-GAME REGULAR-SEASON STATISTICS (VIKINGS)

DATE	OPPONENT	P/S	TACKLES							INTERCEPTIONS					O. FUMB				ST				MISC		W/L	SCORE	
			TK	S	A	SK	YDS	TFL	YDS	QBH	NO	YDS	LG	TD	PD	FF	FR	TD	YDS	TK	S	A	FF	FR			S
09/12	at Bengals	S	6	5	1	1.0	10.0	1	10	1	0	0	0	0	0	0	0	0	0	0	0	0	0	0	0	L	24-27+
09/19	at Cardinals	S	9	8	1	0.0	0.0	0	0	0	0	0	0	0	0	0	0	0	0	0	0	0	0	0	0	L	33-34
09/26	Seahawks	S	8	6	2	0.0	0.0	0	0	0	0	0	0	0	1	0	0	0	0	0	0	0	0	0	0	W	30-17
10/03	Browns	S	8	5	3	0.0	0.0	0	0	0	0	0	0	0	0	0	0	0	0	0	0	0	0	0	0	L	7-14
10/10	Lions	S	9	5	4	0.0	0.0	0	0	0	0	0	0	0	1	0	0	0	0	0	0	0	0	0	0	W	19-17
10/17	at Panthers	S	9	8	1	0.0	0.0	0	0	0	0	0	0	0	0	0	0	0	0	0	0	0	0	0	0	W	34-28+
10/31	Cowboys	S	9	7	2	0.0	0.0	0	0	0	0	0	0	0	1	1	0	0	0	0	0	0	0	0	0	L	16-20
11/07	at Ravens		DID NOT PLAY																				L	31-34+			
11/14	at Chargers		DID NOT PLAY																				W	27-20			
11/21	Packers		RESERVE/COVID-19																				W	34-31			
11/28	at 49ers		RESERVE/COVID-19																				L	26-34			
12/05	at Lions		RESERVE/COVID-19																				L	27-29			
12/09	Steelers	S	5	4	1	1.0	7.0	1	7	1	0	0	0	0	1	0	0	0	0	0	0	0	0	0	0	W	36-28
12/20	at Bears	S	8	7	1	0.0	0.0	0	0	0	0	0	0	0	0	0	0	0	0	0	0	0	0	0	0	W	17-9
12/26	Rams	S	9	7	2	0.0	0.0	0	0	1	0	0	0	0	1	0	0	0	0	0	0	0	0	0	0	L	23-30
01/02	at Packers	S	8	5	3	0.0	0.0	0	0	0	0	0	0	0	0	0	0	0	0	0	0	0	0	0	0	L	10-37
01/09	Bears	S	6	2	4	0.0	0.0	0	0	0	0	0	0	0	0	0	0	0	0	0	0	0	0	0	0	W	31-17
2021 TOTALS		12-12	94	69	25	2.0	17.0	2	17	3	0	0	0	0	5	1	0	0	0	0	0	0	0	0	0	8-9	

+ - Overtime

2020 GAME-BY-GAME REGULAR-SEASON STATISTICS (VIKINGS)

DATE	OPPONENT	P/S	TACKLES							INTERCEPTIONS					O. FUMB				ST				MISC		W/L	SCORE	
			TK	S	A	SK	YDS	TFL	YDS	QBH	NO	YDS	LG	TD	PD	FF	FR	TD	YDS	TK	S	A	FF	FR			S
09/13	Packers	S	4	4	0	0.0	0.0	0	0	0	0	0	0	0	0	0	0	0	0	0	0	0	0	0	0	L	34-43
09/20	at Colts	S	5	4	1	0.0	0.0	0	0	0	0	0	0	0	1	0	0	0	0	0	0	0	0	0	0	L	11-28
09/27	Titans	S	9	4	5	0.0	0.0	1	0	1	1	16	16	0	1	0	0	0	0	0	0	0	0	0	0	L	30-31
10/04	at Texans	S	3	1	2	0.0	0.0	0	0	0	0	0	0	0	0	0	0	0	0	0	0	0	0	0	0	W	31-23
10/11	at Seahawks	S	2	1	1	0.0	0.0	0	0	1	0	0	0	0	0	0	0	0	0	0	0	0	0	0	0	L	26-27
10/18	Falcons	S	2	2	0	0.0	0.0	0	0	0	0	0	0	0	0	0	0	0	0	0	0	0	0	0	0	L	23-40
11/01	at Packers	S	8	5	3	0.0	0.0	0	0	0	0	0	0	0	1	0	0	0	0	0	0	0	0	0	0	W	28-22
11/08	Lions	S	10	7	3	0.0	0.0	0	0	1	1	0	0	0	1	0	0	0	0	0	0	0	0	0	0	W	34-20
11/16	at Bears	S	0	0	0	0.0	0.0	0	0	1	1	8	8	0	2	0	0	0	0	0	0	0	0	0	0	W	19-13
11/22	Cowboys	S	8	4	4	0.0	0.0	0	0	0	0	0	0	0	0	0	0	0	0	0	0	0	0	0	0	L	28-31
11/29	Panthers	S	6	2	4	0.0	0.0	1	2	0	0	0	0	0	0	0	0	0	0	0	0	0	0	0	0	W	28-27
12/06	Jaguars	S	6	4	2	0.5	5.0	0	0	1	1	0	0	0	2	0	0	0	0	0	0	0	0	0	0	W	27-24+
12/13	at Buccaneers	S	6	3	3	0.0	0.0	0	0	0	0	0	0	0	0	0	0	0	0	0	0	0	0	0	0	L	14-26
12/20	Bears	S	3	1	2	0.0	0.0	0	0	0	0	0	0	0	1	0	0	0	0	0	0	0	0	0	0	L	27-33
12/25	at Saints	S	8	5	3	0.0	0.0	0	0	0	0	0	0	0	0	0	0	0	0	0	0	0	0	0	0	L	33-52
01/03	at Lions	S	9	7	2	0.0	0.0	0	0	0	1	9	9	0	1	0	0	0	0	0	0	0	0	0	0	W	37-35
2020 TOTALS		16-16	89	54	35	0.5	5.0	2	2	5	5	33	16	0	10	0	0	0	0	0	0	0	0	0	0	7-9	

+ - Overtime

2019 GAME-BY-GAME REGULAR-SEASON STATISTICS (VIKINGS)

DATE	OPPONENT	P/S	TACKLES							INTERCEPTIONS					O. FUMB				ST				MISC		W/L	SCORE	
			TK	S	A	SK	YDS	TFL	YDS	QBH	NO	YDS	LG	TD	PD	FF	FR	TD	YDS	TK	S	A	FF	FR			S
09/08	Falcons	S	9	8	1	0.0	0.0	0	0	0	0	0	0	0	2	0	0	0	0	0	0	0	0	0	0	W	28-12
09/15	at Packers	S	6	4	2	0.0	0.0	1	3	0	0	0	0	0	1	1	1	0	0	0	0	0	0	0	0	L	16-21
09/22	Raiders	S	5	4	1	0.0	0.0	0	0	0	1	13	13	0	1	0	0	0	0	0	0	0	0	0	0	W	34-14
09/29	at Bears	S	4	2	2	0.0	0.0	0	0	0	0	0	0	0	0	0	0	0	0	0	0	0	0	0	0	L	6-16
10/06	at Giants	S	6	4	2	0.0	0.0	0	0	0	0	0	0	0	2	0	0	0	0	0	0	0	0	0	0	W	28-10
10/13	Eagles	S	4	4	0	0.0	0.0	0	0	0	0	0	0	0	0	0	0	0	0	0	0	0	0	0	0	W	38-20
10/20	at Lions	S	8	7	1	0.0	0.0	0	0	0	0	0	0	0	0	0	0	0	0	0	0	0	0	0	0	W	42-30
10/24	Redskins	S	3	3	0	0.0	0.0	0	0	0	0	0	0	0	0	0	0	0	0	0	0	0	0	0	0	W	19-9
11/03	at Chiefs	S	8	6	2	1.0	14.0	0	0	1	0	0	0	0	1	1	0	0	0	0	0	0	0	0	0	L	23-26
11/10	at Cowboys	S	4	3	1	0.0	0.0	0	0	0	0	0	0	0	0	0	0	0	0	0	0	0	0	0	0	W	28-24
11/17	Broncos	S	4	2	2	0.0	0.0	0	0	1	0	0	0	0	0	0	0	0	0	0	0	0	0	0	0	W	27-23
12/02	at Seahawks	S	10	6	4	0.0	0.0	0	0	0	0	0	0	0	1	0	0	0	0	0	0	0	0	0	0	L	30-37
12/08	Lions	S	3	3	0	0.0	0.0	1	1	0	1	0	0	0	2	0	0	0	0	0	0	0	0	0	0	W	20-7
12/15	at Chargers	S	6	5	1	0.0	0.0	1	0	0	1	0	0	0	1	0	1	0	0	0	0	0	0	0	0	W	39-10
12/23	Packers	S	5	4	1	0.0	0.0	1	1	0	0	0	0	0	0	1	0	0	0	0	0	0	0	0	0	L	10-23
12/29	Bears	DID NOT PLAY (NON-INJURY)																				L	19-21				
2019 TOTALS		15-15	85	65	20	1.0	14.0	4	5	2	3	13	13	0	11	3	2	0	0	0	0	0	0	0	10-6		

2018 GAME-BY-GAME REGULAR-SEASON STATISTICS (VIKINGS)

DATE	OPPONENT	P/S	TACKLES							INTERCEPTIONS					O. FUMB				ST				MISC		SCORE				
			TK	S	A	SK	YDS	TFL	YDS	QBH	NO	YDS	LG	TD	PD	FF	FR	TD	YDS	TK	S	A	FF	FR		S	A	W/L	
09/09	49ers	S	7	6	1	1.0	10.0	2	15	1	1	14	14	0	1	0	1	0	0	0	0	0	0	0	0	0	0	W	24-16
09/16	at Packers	S	8	6	2	0.0	0.0	1	3	0	0	0	0	0	0	0	0	0	0	0	0	0	0	0	0	0	T	29-29	
09/23	Bills	S	5	4	1	1.0	19.0	0	0	1	0	0	0	0	0	1	0	0	0	0	0	0	0	0	0	0	L	6-27	
09/27	at Rams	S	1	1	0	0.0	0.0	0	0	0	0	0	0	0	0	0	0	0	0	0	0	0	0	0	0	0	L	31-38	
10/07	at Eagles	S	4	4	0	0.0	0.0	0	0	1	0	0	0	0	1	0	0	0	0	0	0	0	0	0	0	0	W	23-21	
10/14	Cardinals	S	7	4	3	1.0	8.0	1	8	1	0	0	0	0	0	0	0	0	0	0	0	0	0	0	0	0	W	27-17	
10/21	at Jets	S	5	4	1	0.0	0.0	0	0	0	1	52	52	0	2	0	0	0	0	0	0	0	0	0	0	0	W	37-17	
10/28	Saints	S	3	3	0	0.0	0.0	0	0	0	1	0	0	0	1	0	0	0	0	0	0	0	0	0	0	0	L	20-30	
11/04	Lions	S	7	5	2	0.0	0.0	0	0	0	0	0	0	0	0	0	0	0	0	0	0	0	0	0	0	0	W	24-9	
11/18	at Bears	S	8	7	1	0.0	0.0	2	5	0	0	0	0	0	0	0	1	0	0	0	0	0	0	0	0	0	L	20-25	
11/25	Packers	S	4	4	0	0.0	0.0	0	0	0	0	0	0	0	0	0	0	0	0	0	0	0	0	0	0	0	W	24-17	
12/02	at Patriots	S	4	2	2	0.0	0.0	0	0	1	0	0	0	0	0	0	0	0	0	0	0	0	0	0	0	0	L	10-24	
12/10	at Seahawks	S	7	4	3	0.0	0.0	0	0	0	0	0	0	0	0	0	0	0	0	0	0	0	0	0	0	0	L	7-21	
12/16	Dolphins	S	1	1	0	0.0	0.0	0	0	0	0	0	0	0	0	0	0	0	0	0	0	0	0	0	0	0	W	41-17	
12/23	at Lions	S	7	6	1	0.0	0.0	2	5	0	0	0	0	0	1	0	0	0	0	0	0	0	0	0	0	0	W	27-9	
12/30	Bears	S	6	6	0	0.0	0.0	1	1	0	0	0	0	0	0	0	0	0	0	0	0	0	0	0	0	0	L	10-24	
2018 TOTALS		16-16	84	67	17	3.0	37.0	9	37	5	3	66	52	0	6	1	2	0	0	0	0	0	0	0	0	0	8-7-1		

2017 GAME-BY-GAME REGULAR-SEASON STATISTICS (VIKINGS)

DATE	OPPONENT	P/S	TACKLES							INTERCEPTIONS					O. FUMB				ST				MISC		SCORE			
			TK	S	A	SK	YDS	TFL	YDS	QBH	NO	YDS	LG	TD	PD	FF	FR	TD	YDS	TK	S	A	FF	FR		S	A	W/L
09/11	Saints	S	6	3	3	0.0	0.0	0	0	0	0	0	0	0	1	0	0	0	0	0	0	0	0	0	0	0	W	29-19
09/17	at Steelers	S	5	5	0	0.0	0.0	0	0	0	0	0	0	0	0	0	0	0	0	0	0	0	0	0	0	0	L	9-26
09/24	Buccaneers	S	7	6	1	0.0	0.0	0	0	0	1	12	12	0	1	0	0	0	0	0	0	0	0	0	0	0	W	34-17
10/01	Lions	S	6	3	3	0.0	0.0	1	2	0	0	0	0	0	0	0	0	0	0	0	0	0	0	0	0	0	L	7-14
10/09	at Bears	S	3	3	0	0.0	0.0	1	3	1	1	-6	-6	0	2	0	0	0	0	0	0	0	0	0	0	0	W	20-17
10/15	Packers	S	5	3	2	1.5	10.0	1	7	2	1	19	19	0	2	0	0	0	0	0	0	0	0	0	0	0	W	23-10
10/22	Ravens	S	4	4	0	0.0	0.0	1	4	0	0	0	0	0	0	0	0	0	0	0	0	0	0	0	0	0	W	24-16
10/29	at Browns	S	7	7	0	0.0	0.0	1	1	0	0	0	0	0	0	0	0	0	0	0	0	0	0	0	0	0	W	33-16
11/12	at Redskins	S	8	6	2	0.0	0.0	0	0	0	0	0	0	0	0	0	0	0	0	0	0	0	0	0	0	0	W	38-30
11/19	Rams	S	2	2	0	0.0	0.0	0	0	0	0	0	0	0	2	0	0	0	0	0	0	0	0	0	0	0	W	24-7
11/23	at Lions	S	4	4	0	0.0	0.0	0	0	0	0	0	0	0	1	0	0	0	0	0	0	0	0	0	0	0	W	30-23
12/03	at Falcons	S	4	4	0	0.0	0.0	0	0	0	0	0	0	0	0	0	0	0	0	0	0	0	0	0	0	0	W	14-9
12/10	at Panthers	S	1	0	1	0.0	0.0	0	0	0	0	0	0	0	0	0	0	0	0	0	0	0	0	0	0	0	L	24-31
12/17	Bengals	S	2	1	1	0.0	0.0	1	5	0	0	0	0	0	0	0	0	0	0	0	0	0	0	0	0	0	W	34-7
12/23	at Packers	S	8	6	2	0.0	0.0	1	2	0	2	17	17	0	2	0	0	0	0	0	0	0	0	0	0	0	W	16-0
12/31	Bears	S	6	4	2	0.0	0.0	0	0	0	0	0	0	0	1	0	0	0	0	0	0	0	0	0	0	0	W	23-10
2017 TOTALS		16-16	78	61	17	1.5	10.0	7	24	3	5	42	19	0	12	0	0	0	0	0	0	0	0	0	0	0	13-3	

2016 GAME-BY-GAME REGULAR-SEASON STATISTICS (VIKINGS)

DATE	OPPONENT	P/S	TACKLES							INTERCEPTIONS					O. FUMB				ST				MISC		W/L	SCORE												
			TK	S	A	SK	YDS	TFL	YDS	QBH	NO	YDS	LG	TD	PD	FF	FR	TD	YDS	TK	S	A	FF	FR			S	A										
09/11	at Titans	S	8	6	2	0.0	0.0	1	4	0	0	0	0	0	0	0	0	0	0	0	0	0	0	0	0	0	W	25-16										
09/18	Packers	S	7	5	2	0.0	0.0	0	0	0	0	0	0	0	0	0	0	0	0	0	0	0	0	0	0	0	W	17-14										
09/25	at Panthers	S	7	6	1	1.0	6.0	1	6	1	0	0	0	0	0	0	1	0	0	0	0	0	0	0	0	0	W	22-10										
10/03	Giants	S	9	6	3	0.0	0.0	0	0	0	0	0	0	0	0	0	0	0	0	0	0	0	0	0	0	0	W	24-10										
10/09	Texans	S	6	4	2	0.0	0.0	0	0	0	0	0	0	0	1	0	0	0	0	0	0	0	0	0	0	0	W	31-13										
10/23	at Eagles	S	6	6	0	0.0	0.0	0	0	0	0	0	0	0	0	1	0	0	0	0	0	0	0	0	0	0	L	10-21										
10/31	at Bears	S	6	4	2	0.0	0.0	0	0	0	0	0	0	0	0	0	0	0	0	0	0	0	0	0	0	0	L	10-20										
11/06	Lions	S	7	5	2	0.0	0.0	0	0	0	0	0	0	0	0	0	0	0	0	0	0	0	0	0	0	0	L	16-22+										
11/13	at Redskins	S	7	3	4	0.0	0.0	0	0	0	0	0	0	0	1	0	0	0	0	0	0	0	0	0	0	0	L	20-26										
11/20	Cardinals	S	10	9	1	1.0	9.0	1	9	1	0	0	0	0	0	0	0	0	0	0	0	0	0	0	0	0	W	30-24										
11/24	at Lions	S	6	6	0	0.0	0.0	0	0	0	0	0	0	0	0	0	0	0	0	0	0	0	0	0	0	0	L	13-16										
12/01	Cowboys	S	5	4	1	0.0	0.0	1	1	1	0	0	0	0	0	0	0	0	0	0	0	0	0	0	0	0	L	15-17										
12/11	at Jaguars										INACTIVE																									W	25-16	
12/18	Colts										INACTIVE																										L	6-34
12/24	at Packers	S	4	4	0	0.0	0.0	0	0	0	0	0	0	0	0	0	0	0	0	0	0	0	0	0	0	0	0	L	25-38									
01/01	Bears	S	3	1	2	0.0	0.0	0	0	0	0	0	0	0	0	0	0	0	0	0	0	0	0	0	0	0	0	W	38-10									
2016 TOTALS		14-14	91	69	22	2.0	15.0	4	20	3	0	0	0	0	2	0	2	0	0	0	0	0	0	0	0	0	0	8-8										

+ - Overtime

2015 GAME-BY-GAME REGULAR-SEASON STATISTICS (VIKINGS)

DATE	OPPONENT	P/S	TACKLES							INTERCEPTIONS					O. FUMB				ST				MISC		W/L	SCORE												
			TK	S	A	SK	YDS	TFL	YDS	QBH	NO	YDS	LG	TD	PD	FF	FR	TD	YDS	TK	S	A	FF	FR			S	A										
09/14	at 49ers	S	9	5	4	0.0	0.0	0	0	0	0	0	0	0	0	0	0	0	0	0	0	0	0	0	0	0	L	3-20										
09/20	Lions	S	6	6	0	0.0	0.0	0	0	1	0	0	0	0	0	1	0	0	0	0	0	0	0	0	0	0	0	W	26-16									
09/27	Chargers	S	8	5	3	0.0	0.0	1	4	0	0	0	0	0	1	0	0	0	0	0	0	0	0	0	0	0	0	W	31-14									
10/04	at Broncos	S	3	2	1	0.0	0.0	0	0	0	1	0	0	0	1	0	0	0	0	0	0	0	0	0	0	0	L	20-23										
10/18	Chiefs	S	2	2	0	0.0	0.0	0	0	0	0	0	0	0	0	0	0	0	0	0	0	0	0	0	0	0	0	W	16-10									
10/25	at Lions	S	9	5	4	1.0	8.0	1	8	2	0	0	0	0	0	0	0	0	0	0	0	0	0	0	0	0	0	W	28-19									
11/01	at Bears	S	7	5	2	0.0	0.0	0	0	0	0	0	0	0	0	0	0	0	0	0	0	0	0	0	0	0	0	W	23-20									
11/08	Rams	S	0	0	0	0.0	0.0	0	0	1	0	0	0	0	0	0	0	0	0	0	0	0	0	0	0	0	0	W	21-18+									
11/15	at Raiders	S	6	6	0	0.0	0.0	0	0	1	0	0	0	0	0	0	0	0	0	0	0	0	0	0	0	0	0	W	30-14									
11/22	Packers	S	4	4	0	0.0	0.0	0	0	0	0	0	0	0	0	0	0	0	0	0	0	0	0	0	0	0	0	L	13-30									
11/29	at Falcons										INACTIVE																									W	20-10	
12/06	Seahawks	S	2	2	0	0.0	0.0	1	1	0	0	0	0	0	0	0	0	0	0	0	0	0	0	0	0	0	0	L	7-38									
12/10	at Cardinals										ON INACTIVE LIST																									L	20-23	
12/20	Bears										INACTIVE																										W	38-17
12/27	Giants	S	5	4	1	0.0	0.0	0	0	0	1	35	35	1	1	0	0	0	0	0	0	0	0	0	0	0	0	0	W	49-17								
01/03	at Packers	S	5	3	2	0.5	3.0	0	0	1	0	0	0	0	0	0	0	0	0	0	0	0	0	0	0	0	0	W	20-13									
2015 TOTALS		13-13	66	49	17	1.5	11.0	3	13	6	2	35	35T	1	3	1	0	0	0	0	0	0	0	0	0	0	11-5											

+ - Overtime

2014 GAME-BY-GAME REGULAR-SEASON STATISTICS (VIKINGS)

DATE	OPPONENT	P/S	TACKLES							INTERCEPTIONS					O. FUMB				ST				MISC		W/L	SCORE		
			TK	S	A	SK	YDS	TFL	YDS	QBH	NO	YDS	LG	TD	PD	FF	FR	TD	YDS	TK	S	A	FF	FR			S	A
09/07	at Rams	S	2	2	0	1.0	9.0	1	9	1	1	81	81	1	1	0	0	0	0	0	0	0	0	0	0	0	W	34-6
09/14	Patriots	S	8	7	1	0.0	0.0	0	0	0	0	0	0	0	0	0	0	0	0	0	0	0	0	0	0	L	7-30	
09/21	at Saints	S	4	2	2	0.0	0.0	0	0	0	0	0	0	0	3	0	0	0	0	0	0	0	0	0	0	L	9-20	
09/28	Falcons	S	6	5	1	0.0	0.0	0	0	0	1	1	1	0	1	0	0	0	0	0	0	0	0	0	0	W	41-28	
10/02	at Packers	S	5	5	0	0.0	0.0	1	1	0	1	5	5	0	1	0	0	0	0	1	0	1	0	0	0	L	10-42	
10/12	Lions	S	4	3	1	0.0	0.0	1	2	0	0	0	0	0	0	0	0	0	0	0	0	0	0	0	0	L	3-17	
10/19	at Bills	S	5	5	0	0.0	0.0	0	0	1	0	0	0	0	0	1	0	0	0	0	0	0	0	0	0	L	16-17	
10/26	at Buccaneers	S	3	2	1	0.0	0.0	0	0	1	0	0	0	0	0	0	0	0	0	0	0	0	0	0	0	W	19-13+	
11/02	Redskins	S	10	10	0	0.0	0.0	0	0	0	0	0	0	0	0	0	0	0	0	0	0	0	0	0	0	W	29-26	
11/16	at Bears	S	3	3	0	0.0	0.0	0	0	0	1	52	52	0	1	0	0	0	0	0	0	0	0	0	0	L	13-21	
11/23	Packers	S	10	5	5	0.0	0.0	1	1	0	0	0	0	0	1	0	0	0	0	0	0	0	0	0	0	L	21-24	
11/30	Panthers	S	8	6	2	1.0	1.0	2	6	1	0	0	0	0	0	0	0	0	0	0	0	0	0	0	0	W	31-13	
12/07	Jets	S	8	5	3	1.0	12.0	1	12	1	0	0	0	0	0	0	0	0	0	0	0	0	0	0	0	W	30-24+	
12/14	at Lions	S	6	5	1	0.0	0.0	0	0	0	0	0	0	0	0	0	0	0	0	0	0	0	0	0	0	L	14-16	
12/21	at Dolphins	S	5	5	0	0.0	0.0	0	0	0	1	11	11	0	1	0	0	0	0	0	0	0	0	0	0	L	35-37	
12/28	Bears	S	4	1	3	0.0	0.0	0	0	0	0	0	0	0	0	0	0	0	0	0	0	0	0	0	0	W	13-9	
2014 TOTALS		16-16	91	71	20	3.0	22.0	7	31	5	5	150	81T	1	9	1	0	0	0	1	0	1	0	0	0	7-9		

+ - Overtime

2013 GAME-BY-GAME REGULAR-SEASON STATISTICS (VIKINGS)

DATE	OPPONENT	P/S	TACKLES							INTERCEPTIONS					O. FUMB				ST				MISC		W/L	SCORE	
			TK	S	A	SK	YDS	TFL	YDS	QBH	NO	YDS	LG	TD	PD	FF	FR	TD	YDS	TK	S	A	FF	FR			S
09/08	at Lions	S	10	7	3	0.0	0.0	0	0	0	0	0	0	0	1	0	1	0	0	0	0	0	0	0	0	L	24-34
09/15	at Bears	S	8	8	0	0.0	0.0	0	0	0	1	0	0	0	1	0	0	0	0	0	0	0	0	0	0	L	30-31
09/22	Browns	S	5	5	0	0.0	0.0	1	2	0	1	4	4	0	1	0	0	0	0	0	0	0	0	0	0	L	27-31
09/29	Steelers	S	7	6	1	0.0	0.0	0	0	0	0	0	0	0	0	0	0	0	0	0	0	0	0	0	0	W	34-27
10/13	Panthers	S	3	2	1	0.0	0.0	0	0	0	0	0	0	0	0	0	0	0	0	0	0	0	0	0	0	L	10-35
10/21	at Giants		NOT ON ROSTER																					L	7-23		
11/03	at Cowboys		NOT ON ROSTER																					L	23-27		
11/17	at Seahawks		NOT ON ROSTER																					L	20-41		
11/24	at Packers		NOT ON ROSTER																					T	26-26+		
12/01	Bears		NOT ON ROSTER																					W	23-20+		
12/08	at Ravens		NOT ON ROSTER																					L	26-29		
12/15	Eagles	P	8	6	2	0.0	0.0	0	0	0	0	0	0	0	0	0	0	0	0	0	0	0	0	0	0	W	48-30
12/22	at Bengals	S	6	4	2	0.0	0.0	0	0	0	0	0	0	0	0	0	0	0	0	1	0	1	0	0	0	L	14-42
12/29	Lions	S	9	8	1	0.0	0.0	1	1	0	0	0	0	0	0	0	0	0	0	0	0	0	0	0	0	W	14-13
2013 TOTALS		8-7	56	46	10	0.0	0.0	2	3	0	2	4	4	0	3	0	1	0	0	2	1	1	0	0	0	4-9-1	

+ - Overtime

2012 GAME-BY-GAME REGULAR-SEASON STATISTICS (VIKINGS)

DATE	OPPONENT	P/S	TACKLES							INTERCEPTIONS					O. FUMB				ST				MISC			SCORE									
			TK	S	A	SK	YDS	TFL	YDS	QBH	NO	YDS	LG	TD	PD	FF	FR	TD	YDS	TK	S	A	FF	FR	S		A	W/L							
09/09	Jaguars	S	7	3	4	0	0	0	0	0	0	0	0	1	0	0	0	0	0	0	0	0	0	0	0	0	0	0	0	0	0	0	0	W	26-23+
09/16	at Colts	S	7	3	4	0	0	0	0	0	0	0	0	1	0	0	0	0	0	0	0	0	0	0	0	0	0	0	0	0	0	0	L	20-23	
09/23	49ers	S	6	2	4	0	0	0	0	0	0	0	0	1	0	0	0	0	0	1	1	0	0	0	0	0	0	0	0	0	0	0	W	24-13	
09/30	at Lions	S	1	1	0	0	0	0	0	0	0	0	0	2	0	0	0	0	0	0	0	0	0	0	0	0	0	0	0	0	0	0	W	20-13	
10/07	Titans	S	2	2	0	0	0	0	0	0	0	0	0	0	0	1	0	0	0	1	0	1	0	0	0	0	0	0	0	0	0	0	W	30-7	
10/14	at Redskins	S	1	1	0	0	0	0	0	0	0	0	0	1	0	0	0	0	0	1	0	1	0	0	0	0	0	0	0	0	0	0	L	26-38	
10/21	Cardinals	S	6	5	1	0	0	0	0	0	1	31	31	1	1	0	0	0	0	0	0	0	0	0	0	0	0	0	0	0	0	0	W	21-14	
10/25	Buccaneers	S	13	7	6	0	0	0	0	0	0	0	0	0	0	0	0	0	0	0	0	0	0	0	0	0	0	0	0	0	0	0	L	17-36	
11/04	at Seahawks	S	7	4	3	0	0	0	0	0	0	0	0	0	0	0	0	0	0	0	0	0	0	0	0	0	0	0	0	0	0	0	L	20-30	
11/11	Lions	S	4	4	0	0	0	0	0	0	0	0	0	0	0	0	0	0	0	0	0	0	0	0	0	0	0	0	0	0	0	0	W	34-24	
11/25	at Bears	S	6	6	0	0	0	0	1	0	0	0	0	0	0	0	0	0	0	0	0	0	0	1	1	0	0	0	0	0	0	L	10-28		
12/02	at Packers	S	11	8	3	0	0	0	0	0	1	0	0	0	1	0	0	0	0	0	0	0	0	0	0	0	0	0	0	0	0	L	14-23		
12/09	Bears	S	6	4	2	0	0	0	0	0	1	1	56	56	1	1	0	0	0	0	0	0	0	1	1	0	0	0	0	0	0	W	21-14		
12/16	at Rams	S	9	8	1	0	0	0	0	0	0	0	0	0	0	0	0	0	0	0	0	0	0	1	1	0	0	0	0	0	0	W	36-22		
12/23	at Texans	S	7	7	0	1	0	0	0	0	1	0	0	0	0	1	1	0	0	0	0	0	0	0	0	0	0	0	0	0	0	W	23-6		
12/30	Packers	S	5	5	0	0	0	0	0	0	0	0	0	0	0	0	0	0	0	0	0	0	0	0	0	0	0	0	0	0	0	W	37-34		
2012 TOTALS		16-16	98	70	28	1.0	0.0	1	0	2	3	87	56T	2	10	1	1	0	0	6	4	2	0	0	0	0	0	0	0	0	0	0	10-6		

+ - Overtime

2022 GAME-BY-GAME POSTSEASON STATISTICS (VIKINGS)

DATE	OPPONENT	P/S	TACKLES							INTERCEPTIONS					O. FUMB				ST				MISC			SCORE							
			TK	S	A	SK	YDS	TFL	YDS	QBH	NO	YDS	LG	TD	PD	FF	FR	TD	YDS	TK	S	A	FF	FR	S		A	W/L					
01/15	Giants	S	3	3	0	0	0	0	0	0	0	0	0	0	0	0	0	0	0	0	0	0	0	0	0	0	0	0	0	0	0	L	24-31
2022 TOTALS		1-1	3	3	0	0.0	0.0	0	0	0	0	0	0	0	0	0	0	0	0	0	0	0	0	0	0	0	0	0	0	0	0	0-1	

2019 GAME-BY-GAME POSTSEASON STATISTICS (VIKINGS)

DATE	OPPONENT	P/S	TACKLES							INTERCEPTIONS					O. FUMB				ST				MISC			SCORE							
			TK	S	A	SK	YDS	TFL	YDS	QBH	NO	YDS	LG	TD	PD	FF	FR	TD	YDS	TK	S	A	FF	FR	S		A	W/L					
01/05	at Saints	S	11	8	3	0	0	0	0	0	0	0	0	0	0	0	0	0	0	0	0	0	0	0	0	0	0	0	0	0	0	W	26-20+
01/11	at 49ers	S	8	4	4	0	0	0	0	0	0	0	0	0	0	0	0	0	0	0	0	0	0	0	0	0	0	0	0	0	0	L	10-27
2019 TOTALS		2-2	19	12	7	0.0	0.0	0	0	0	0	0	0	0	0	0	0	0	0	0	0	0	0	0	0	0	0	0	0	0	1-1		

+ - Overtime

2017 GAME-BY-GAME POSTSEASON STATISTICS (VIKINGS)

DATE	OPPONENT	P/S	TACKLES							INTERCEPTIONS					O. FUMB				ST				MISC			SCORE						
			TK	S	A	SK	YDS	TFL	YDS	QBH	NO	YDS	LG	TD	PD	FF	FR	TD	YDS	TK	S	A	FF	FR	S		A	W/L				
01/14	Saints	S	7	6	1	1.0	10.0	1	10	1	0	0	0	0	0	0	0	0	0	0	0	0	0	0	0	0	0	0	0	0	W	29-24
01/21	at Eagles	S	6	6	0	0	0	0	0	0	0	0	0	0	0	0	0	0	0	0	0	0	0	0	0	0	0	0	0	0	L	7-38
2017 TOTALS		2-2	13	12	1	1.0	10.0	1	10	1	0	0	0	0	0	0	0	0	0	0	0	0	0	0	0	0	0	0	0	0	1-1	

2015 GAME-BY-GAME POSTSEASON STATISTICS (VIKINGS)

DATE	OPPONENT	P/S	TACKLES							INTERCEPTIONS					O. FUMB				ST				MISC			SCORE						
			TK	S	A	SK	YDS	TFL	YDS	QBH	NO	YDS	LG	TD	PD	FF	FR	TD	YDS	TK	S	A	FF	FR	S		A	W/L				
01/10	Seahawks	S	3	2	1	0	0	0	1	2	0	0	0	0	1	0	0	0	0	0	0	0	0	0	0	0	0	0	0	0	L	9-10
2015 TOTALS		1-1	3	2	1	0.0	0.0	1	2	0	0	0	0	1	0	0	0	0	0	0	0	0	0	0	0	0	0	0	0	0	0-1	

2012 GAME-BY-GAME POSTSEASON STATISTICS (VIKINGS)

DATE	OPPONENT	P/S	TACKLES							INTERCEPTIONS					O. FUMB				ST				MISC			SCORE						
			TK	S	A	SK	YDS	TFL	YDS	QBH	NO	YDS	LG	TD	PD	FF	FR	TD	YDS	TK	S	A	FF	FR	S		A	W/L				
01/05	at Packers	S	8	7	1	0	0	0	2	0	0	0	0	0	1	0	0	0	0	0	0	0	0	0	0	0	0	0	0	0	L	10-24
2012 TOTALS		1-1	8	7	1	0.0	0.0	2	0	0	0	0	0	1	0	0	0	0	0	0	0	0	0	0	0	0	0	0	0	0	0-1	



T.J.
SMITH



50

DEFENSIVE LINEMAN

Ht: 6-3

DOB: 4-19-97

Vikings Season: 2

Acquired: PS '21

Wt: 300

College: Arkansas

NFL Season: 2

2022 GP/GS

1/0

CAREER GP/GS

2/0

PLAYOFF GP/GS

0/0

KEY TRANSACTIONS

- Originally entered the NFL as a rookie free agent on 4/30/20.
- Waived by Los Angeles Chargers on 8/25/21.
- Signed to Minnesota's practice squad on 10/5/21.

OFF THE FIELD

- Father, Fred, served in the U.S. National Guard.
- Earned degree in finance at Arkansas and played his final collegiate season as a graduate.
- Named to SEC Community Service Team as a junior in college and represented team on the 2018 SEC Leadership Council.

CAREER NOTES

- Spent time as a rookie and in 2021 with L.A. Chargers.
- Originally entered NFL as a rookie free agent on 4/30/20.
- Joined Vikings practice squad in October 2021.

2022 - Minnesota Vikings

- Played in his first game with the Vikings in Week 17 at Green Bay.

2021 - Minnesota Vikings

- Released by L.A. Chargers on 8/25.
- Signed by Vikings to practice squad on 10/5.
- Spent offseason and training camp with Chargers.
- Played in his first career game, playing 20 snaps and recording 20 tackles.

2020 - Los Angeles Chargers

- Spent entire season on Chargers practice squad.
- Joined team as an undrafted rookie on 4/30/20.

COLLEGE - ARKANSAS

- Started 24 of his 40 games played at Arkansas from 2016-19.
- Had 76 tackles, 5.0 sacks and 12 TFLs in his career.
- Team went 7-6 and played in Belk Bowl as a freshman in 2016.

PREP - COLQUITT COUNTY (GA)

- Helped team to an undefeated 15-0 state title run in 2014.
- Moved from North Stanly High in New London, North Carolina, to Georgia where he was an all-state choice as a junior.

T.J. SMITH'S NFL REGULAR SEASON DEFENSIVE STATISTICS

DATE	TEAM	GP	TACKLES							INTERCEPTIONS						O. FUMB				ST				MISC			
			GS	TK	S	A	TFL	YDS	SK	YDS	QBH	NO	YDS	LG	TD	PD	FF	FR	TD	YDS	TK	S	A	FF	FR	S	A
2022	Vikings	1	0	4	1	3	1	3	0.0	0.0	0	0	0	0	0	0	0	0	0	0	0	0	0	0	0	0	0
2021	Vikings	1	0	3	1	2	0	0	0.0	0.0	0	0	0	0	0	0	0	0	0	0	0	0	0	0	0	0	
Went from L.A. Chargers to Minnesota .																											
2021	Chargers	0	0	0	0	0	0	0	0.0	0.0	0	0	0	0	0	0	0	0	0	0	0	0	0	0	0	0	
2021	TOTAL	1	0	3	1	2	0	0	0.0	0.0	0	0	0	0	0	0	0	0	0	0	0	0	0	0	0		
2020	Chargers	0	0	0	0	0	0	0	0.0	0.0	0	0	0	0	0	0	0	0	0	0	0	0	0	0	0		
NFL TOTALS		2	0	7	2	5	1	3	0.0	0.0	0	0	0	0	0	0	0	0	0	0	0	0	0	0	0		

SINGLE-GAME HIGHS: DEFENSIVE

Total Tackles

4 at GB, Jan 01, 2023

Solo Tackles

1 at GB, Jan 01, 2023

...1 more at 1.

2022 GAME-BY-GAME REGULAR-SEASON STATISTICS (VIKINGS)

DATE	OPPONENT	P/S	TACKLES							INTERCEPTIONS						O. FUMB				ST				MISC				
			TK	S	A	SK	YDS	TFL	YDS	QBH	NO	YDS	LG	TD	PD	FF	FR	TD	YDS	TK	S	A	FF	FR	S	A	W/L	SCORE
09/11	Packers		DID NOT PLAY																							W	23-7	
09/19	at Eagles		DID NOT PLAY																							L	7-24	
09/25	Lions		DID NOT PLAY																							W	28-24	
10/02	at Saints		DID NOT PLAY																							W	28-25	
10/09	Bears		DID NOT PLAY																							W	29-22	
10/16	at Dolphins		DID NOT PLAY																							W	24-16	
10/30	Cardinals		DID NOT PLAY																							W	34-26	
11/06	at Commanders		DID NOT PLAY																							W	20-17	
11/13	at Bills		PRACTICE SQUAD																							W	33-30+	
11/20	Cowboys		PRACTICE SQUAD																							L	3-40	
11/24	Patriots		PRACTICE SQUAD																							W	33-26	
12/04	Jets		PRACTICE SQUAD																							W	27-22	
12/11	at Lions		PRACTICE SQUAD																							L	23-34	
12/17	Colts		PRACTICE SQUAD																							W	39-36+	
12/24	Giants		PRACTICE SQUAD																							W	27-24	
01/01	at Packers	P	4	1	3	0.0	0.0	1	3	0	0	0	0	0	0	0	0	0	0	0	0	0	0	0	0	0	L	17-41
01/08	at Bears		PRACTICE SQUAD																							W	29-13	
2022 TOTALS		1-0	4	1	3	0.0	0.0	1	3	0	0	0	0	0	0	0	0	0	0	0	0	0	0	0	0	0	0	13-4

+ - Overtime

2021 GAME-BY-GAME REGULAR-SEASON STATISTICS (CHARGERS/VIKINGS)

DATE	OPPONENT	P/S	TACKLES				INTERCEPTIONS				O. FUMB				ST				MISC		SCORE						
			TK	S	A	SK	YDS	TFL	YDS	QBH	NO	YDS	LG	TD	PD	FF	FR	TD	YDS	TK		S	A	FF	FR	S	A
09/12	at Football Team																									W	20-16
09/19	Cowboys																									L	17-20
09/26	at Chiefs																									W	30-24
10/04	Raiders																									W	28-14
10/10	Browns																									W	47-42
10/17	at Ravens																									L	6-34
10/31	Patriots																									L	24-27
11/07	at Eagles																									W	27-24
11/14	Vikings																									L	20-27
																										Went from Chargers to Vikings .	
11/21	Packers																									W	34-31
11/28	at 49ers																									L	26-34
12/05	at Lions																									L	27-29
12/09	Steelers																									W	36-28
12/20	at Bears																									W	17-9
12/26	Rams																									L	23-30
01/02	at Packers																									L	10-37
01/09	Bears																									W	31-17
2021 TOTALS			0	0	0	0	0	0	0	0	0	0	0	0	0	0	0	0	0	0	0	0	0	0	0	9-8	

2020 GAME-BY-GAME REGULAR-SEASON STATISTICS (CHARGERS)

DATE	OPPONENT	P/S	TACKLES				INTERCEPTIONS				O. FUMB				ST				MISC		SCORE						
			TK	S	A	SK	YDS	TFL	YDS	QBH	NO	YDS	LG	TD	PD	FF	FR	TD	YDS	TK		S	A	FF	FR	S	A
09/13	at Bengals																									W	16-13
09/27	Panthers																									L	16-21
10/04	at Buccaneers																									L	31-38
10/12	at Saints																									L	27-30+
10/25	Jaguars																									W	39-29
11/01	at Broncos																									L	30-31
11/08	Raiders																									L	26-31
11/15	at Dolphins																									L	21-29
11/22	Jets																									W	34-28
11/29	at Bills																									L	17-27
12/06	Patriots																									L	0-45
12/13	Falcons																									W	20-17
12/17	at Raiders																									W	30-27+
12/27	Broncos																									W	19-16
01/03	at Chiefs																									W	38-21
2020 TOTALS			0	0	0	0	0	0	0	0	0	0	0	0	0	0	0	0	0	0	0	0	0	0	0	7-8	

+ - Overtime



JACKSON SNYDER



68

GUARD

Ht: 6-4

DOB: 5-25-97

Vikings Season: 1

Acquired: FA '23

Wt: 295

College: San Jose State

NFL Season: 1

2022 GP/GS

0/0

CAREER GP/GS

0/0

PLAYOFF GP/GS

0/0

KEY TRANSACTIONS

- Signed with the Los Angeles Rams as an undrafted free agent following the 2022 NFL Draft.
- Spent the 2023 season in the XFL with the Houston Roughnecks.

OFF THE FIELD

- Earned his bachelor's degree in business administration.
- Pursued a master's degree in urban planning, becoming the first known Spartan football player focusing on an urban planning curriculum at the graduate level.
- Was a property management company intern coordinating residential matters for a San Jose condominium complex during the 2019 football season.
- During the 2020 spring semester, he intern for a commercial property and casualty insurance company.

COLLEGE - SAN JOSE STATE

- Concluded his Spartan career as the school-record holder in games played (57) and started (52).
- Became the first San Jose State offensive lineman since 1992 and sixth since 1950 to score a touchdown, catching a lateral pass and running it in for a 4-yard touchdown at UNLV (Nov. 23, 2019).

HONORS

- NFF Hampshire Honor Society (2022)
- Second-Team All-Mountain West (2021)
- First-Team All-Mountain West (2020)
- ProFootballFocus.Com Mountain West Player of the Year (2020)
- Honorable Mention All-Mountain West (2019)
- Mountain West Scholar-Athlete (2018 and 2020)
- San Jose State University Dean's Scholar (2018)
- Five-time Academic All-Mountain West

PREP - MARIN CATHOLIC

- Played on both sides of the ball in high school at guard, tackle, tight end and on the defensive line.
- A two-time San Francisco Chronicle Honorable Mention All-Metro selection.
- First-team all-league offensive and defensive lineman
- Two-sport letterwinner, as he also played center on the basketball team.

JACK SNYDER'S NFL REGULAR SEASON STATISTICS

DATE	TEAM	GP	GS
2022	Rams	0	0
NFL TOTALS		0	0

2022 GAME-BY-GAME REGULAR-SEASON STATISTICS (RAMS)

DATE	OPPONENT	P/S	W/L	SCORE
09/08	Bills		L	10-31
2022 TOTALS		0-0	0-1	



JOSH SOKOL



60 CENTER

Ht: 6-3

Wt: 290

DOB: 12-1-97

College: Sacred Heart

Vikings Season: 1

NFL Season: 1

Acquired: UDFA '22

2022 GP/GS

0/0

CAREER GP/GS

0/0

PLAYOFF GP/GS

0/0

KEY TRANSACTIONS

- Signed by the Minnesota Vikings as an undrafted free agent on 5/1/22.
- Waived by Vikings on 8/30/22.
- Signed by Vikings to practice squad on 8/31/22.

OFF THE FIELD

- Last name pronounced So-KULL.
- A two-time Massachusetts wrestling state champion at heavyweight.
- When he isn't playing football, he coaches wrestling on the side, specifically at the club he trained at growing up, Doughboy Wrestling Club.
- Didn't play football until high school.

CAREER NOTES

2022 - Minnesota Vikings

- Spent the 2022 season on Minnesota's practice squad.

COLLEGE - SACRED HEART

- First-Team All-NEC and served as team captain from 2020-21.
- His blocking helped the team achieve the best rushing offense in the conference and 13th best in the country (2020-21).
- All-New England Team and First-Team All-NEC in 2019 in his first year as team captain.
- Helped to block for the second-best passing offense and third-best rushing offense in the conference. Started in all 11 games at center in 2018, helping lead the NEC's top rushing offense (241.1 ypg).

College - Honors

- 2021 First-Team All-NEC
- 2020- First Team All-NEC
- 2019- First Team All-NEC
- 2019- All New England Team

PREP - DESOTO (TX)

- One of the top offensive linemen in Texas.
- Played in the 2017 Under Armour All-America Game in Orlando, Florida.
- Member of the Texas 2016 6A-Division II State Championship team.
- Led DeSoto to a perfect 16-0 record in 2016, helping the school rack up 303 rushing yards and 525 total yards in a 38-29 win over Cibolo Steele in the championship game at AT&T Stadium.
- Rated as a four-star prospect by 247Sports, Rivals and Scout.
- Listed as the No. 11 offensive guard in the country per 247Sports and the No. 3 overall prospect in Texas according to Scout.



THAYER THOMAS



89

WIDE RECEIVER

Ht: 6-0

DOB: 5-20-98

Vikings Season: Rookie

Acquired: UDFA '23

Wt: 195

College: N.C. State

NFL Season: Rookie

2022 GP/GS

0/0

CAREER GP/GS

0/0

PLAYOFF GP/GS

0/0

KEY TRANSACTIONS

- Joined the Vikings as an undrafted free agent in 2023.

OFF THE FIELD

- Born and raised in Wake Forest, N.C.

COLLEGE - NC STATE

- NC State's leading receiver in 2022. Ranked second in school history with 24-career touchdown receptions. Tied for 12th in school history with 25 total career touchdowns.
- Made eight touchdown catches in 2021, tying the eighth-best mark in school history. He was also the second-leading receiver with 51 catches.
- Caught a career-high 42 passes in 2020, the second-highest mark on the team. His 529 yards receiving were also the second highest among Pack receivers. He tied for the team lead with six touchdown receptions.
- Averaged 13.7 yards per punt return for the season - tied as the seventh-best mark in school history. He ranked fourth on the team in receptions with 31 and second in touchdown receptions with three.
- He was the fourth-leading receiver with 34 catches in 2018. Turned in a 100-yard receiving game earlier in his career than any receiver in school history.
- Joined the team as a walk on and earned a scholarship during the spring of 2018.

HONORS

- Gary Rowe Award (2022).
- All-ACC Third-Team, Specialist (2020).

PREP - HERITAGE

- Recorded 74 catches for 965 yards and seven touchdowns his senior year.
- Holds the Heritage reception record in football, He was named the team's offensive MVP.
- An all-metro performer in baseball, and he won all-conference honors in football, basketball and baseball as a junior and senior.
- Male Athlete of the Year by HSOT and PrepsNow.
- Wendy's High School Heisman Finalist for N.C.



COLIN THOMPSON



48

TIGHT END

Ht: 6-4

DOB: 12-15-93

Vikings Season: 3

Acquired: FA '23

Wt: 255

College: Temple

NFL Season: 3

2022 GP/GS

0/0

CAREER GP/GS

26/6

PLAYOFF GP/GS

0/0

KEY TRANSACTIONS

- Entered the NFL as an undrafted free agent in 2017 with the Chicago Bears
- Signed as undrafted free agent with the New York Giants, May 12, 2017
- Waived by the Giants, Aug. 14, 2017
- Signed with Chicago practice squad, Nov. 7, 2017
- Terminated from Chicago practice squad, Dec. 2, 2017
- Signed to Chicago practice squad, Dec. 6, 2017
- Signed a reserve future contract with Chicago, Jan. 1, 2018
- Waived by Chicago, Sept. 1, 2018
- Signed with the Panthers as a free agent, April 22, 2020
- Released by Carolina, Sept. 5, 2020
- Signed by Carolina, Sept. 7, 2020
- Released by Carolina, Dec. 14, 2021
- Signed to Carolina's practice squad, Dec. 16, 2021
- Signed by Carolina, Jan. 10, 2022
- Released by Carolina, Aug. 30, 2022
- Signed to Carolina's practice squad, Aug. 31, 2022
- Joined the Vikings as a free agent, July 24, 2023

CAREER NOTES

2021 | CAROLINA PANTHERS

- Appeared in 26 games for Carolina, making six starts
- Caught one reception, a 7-yard touchdown catch against Tampa Bay (Nov. 15, 2020).

COLLEGE - FLORIDA/TEMPLE

- Spent two seasons at Florida, appearing in three games, before transferring to Temple in 2014.
- He registered 208 yards receiving and one touchdown on 19 catches in his three-year career as an Owl.

PREP - ARCHBISHOP WOOD

- Attended Archbishop Wood High School in Philadelphia, Pa.
- Rated as the No. 2 tight end in the nation by ESPN.com and Scout.com.

COLIN THOMPSON'S NFL REGULAR SEASON RUSHING/RECEIVING STATISTICS

DATE	TEAM	GP	GS	RECEIVING					RUSHING				
				NO.	YDS.	AVG.	LG	TD	NO.	YDS.	AVG.	LG	TD
2022	Panthers	0	0	0	0	0.0	0	0	0	0	0.0	0	0
2021	Panthers	11	2	0	0	0.0	0	0	0	0	0.0	0	0
2020	Panthers	15	4	1	7	7.0	7t	1	0	0	0.0	0	0
2018	Bears	0	0	0	0	0.0	0	0	0	0	0.0	0	0
2017	Giants	0	0	0	0	0.0	0	0	0	0	0.0	0	0
NFL TOTALS		26	6	1	7	7.0	7T	1	0	0	0.0	0	0

COLIN THOMPSON'S NFL POSTSEASON RUSHING/RECEIVING STATISTICS

DATE	TEAM	GP	GS	RECEIVING					RUSHING				
				NO.	YDS.	AVG.	LG	TD	NO.	YDS.	AVG.	LG	TD
2018	Bears	0	0	0	0	0.0	0	0	0	0	0.0	0	0
NFL TOTALS		0	0	0	0	0.0	0	0	0	0	0.0	0	0

COLIN THOMPSON'S NFL REGULAR SEASON RETURN STATISTICS

DATE	TEAM	KICKOFF RETURNS					PUNT RETURNS					
		RET.	YDS.	AVG.	LG	TD	NO.	FC	YDS.	AVG.	LG	TD
2022	Panthers	0	0	0.0	0	0	0	0	0	0.0	0	0
2021	Panthers	0	0	0.0	0	0	0	0	0	0.0	0	0
2020	Panthers	0	0	0.0	0	0	0	0	0	0.0	0	0
2018	Bears	0	0	0.0	0	0	0	0	0	0.0	0	0
2017	Giants	0	0	0.0	0	0	0	0	0	0.0	0	0
NFL TOTALS		0	0	0.0	0	0	0	0	0	0.0	0	0

COLIN THOMPSON'S NFL POSTSEASON RETURN STATISTICS

DATE	TEAM	KICKOFF RETURNS					PUNT RETURNS					
		RET.	YDS.	AVG.	LG	TD	NO.	FC	YDS.	AVG.	LG	TD
2018	Bears	0	0	0.0	0	0	0	0	0	0.0	0	0
NFL TOTALS		0	0	0.0	0	0	0	0	0	0.0	0	0

SINGLE-GAME HIGHS: RECEIVING

Receptions
Receiving Yards
Longest Receptions
Receiving TDs

1 vs. TB, Nov 15, 2020
 7 vs. TB, Nov 15, 2020
 7t vs. TB, Nov 15, 2020
 1 vs. TB, Nov 15, 2020

All-Purpose Yards
Special Teams Tackles
Most TDs

7 vs. TB, Nov 15, 2020
 1 vs. NE, Nov 07, 2021
 1 vs. TB, Nov 15, 2020

2022 GAME-BY-GAME REGULAR-SEASON STATISTICS (PANTHERS)

DATE	OPPONENT	P/S	RECEIVING					RUSHING					W/L	SCORE
			NO.	YDS.	AVG.	LG	TD	NO.	YDS.	AVG.	LG	TD		
09/11	Browns												L	24-26
09/18	at Giants												L	16-19
09/25	Saints												W	22-14
10/02	Cardinals												L	16-26
10/09	49ers												L	15-37
10/16	at Rams												L	10-24
10/23	Buccaneers												W	21-3
10/30	at Falcons												L	34-37+
11/06	at Bengals												L	21-42
11/10	Falcons												W	25-15
11/20	at Ravens												L	3-13
11/27	Broncos												W	23-10
12/11	at Seahawks												W	30-24
12/18	Steelers												L	16-24
12/24	Lions												W	37-23
01/01	at Buccaneers												L	24-30
01/08	at Saints												W	10-7
2022 TOTALS		0-0	0	0	0.0	0	0	0	0	0.0	0	0	0	7-10

+ - Overtime

2021 GAME-BY-GAME REGULAR-SEASON STATISTICS (PANTHERS)

DATE	OPPONENT	P/S	RECEIVING					RUSHING					W/L	SCORE
			NO.	YDS.	AVG.	LG	TD	NO.	YDS.	AVG.	LG	TD		
09/12	Jets	P	0	0	0.0	0	0	0	0	0.0	0	0	W	19-14
09/19	Saints												W	26-7
09/23	at Texans	S	0	0	0.0	0	0	0	0	0.0	0	0	W	24-9
10/03	at Cowboys	P	0	0	0.0	0	0	0	0	0.0	0	0	L	28-36
10/10	Eagles	P	0	0	0.0	0	0	0	0	0.0	0	0	L	18-21
10/17	Vikings	P	0	0	0.0	0	0	0	0	0.0	0	0	L	28-34+
10/24	at Giants	P	0	0	0.0	0	0	0	0	0.0	0	0	L	3-25
10/31	at Falcons	P	0	0	0.0	0	0	0	0	0.0	0	0	W	19-13
11/07	Patriots	P	0	0	0.0	0	0	0	0	0.0	0	0	L	6-24
11/14	at Cardinals												W	34-10
11/21	Football Team	P	0	0	0.0	0	0	0	0	0.0	0	0	L	21-27
11/28	at Dolphins												L	10-33
12/12	Falcons	P	0	0	0.0	0	0	0	0	0.0	0	0	L	21-29
12/19	at Bills												L	14-31
12/26	Buccaneers												L	6-32
01/02	at Saints	S	0	0	0.0	0	0	0	0	0.0	0	0	L	10-18
01/09	at Buccaneers												L	17-41
2021 TOTALS		11-2	0	0	0.0	0	0	0	0	0.0	0	0	0	5-12

+ - Overtime

2020 GAME-BY-GAME REGULAR-SEASON STATISTICS (PANTHERS)

DATE	OPPONENT	P/S	RECEIVING					RUSHING					W/L	SCORE
			NO.	YDS.	AVG.	LG	TD	NO.	YDS.	AVG.	LG	TD		
09/13	Raiders												L	30-34
09/20	at Buccaneers	P	0	0	0.0	0	0	0	0	0.0	0	0	L	17-31
09/27	at Chargers	P	0	0	0.0	0	0	0	0	0.0	0	0	W	21-16
10/04	Cardinals	P	0	0	0.0	0	0	0	0	0.0	0	0	W	31-21
10/11	at Falcons	P	0	0	0.0	0	0	0	0	0.0	0	0	W	23-16
10/18	Bears	P	0	0	0.0	0	0	0	0	0.0	0	0	L	16-23
10/25	at Saints	S	0	0	0.0	0	0	0	0	0.0	0	0	L	24-27
10/29	Falcons	P	0	0	0.0	0	0	0	0	0.0	0	0	L	17-25
11/08	at Chiefs	P	0	0	0.0	0	0	0	0	0.0	0	0	L	31-33
11/15	Buccaneers	P	1	7	7.0	7t	1	0	0	0.0	0	0	L	23-46
11/22	Lions	P	0	0	0.0	0	0	0	0	0.0	0	0	W	20-0
11/29	at Vikings	S	0	0	0.0	0	0	0	0	0.0	0	0	L	27-28
12/13	Broncos	P	0	0	0.0	0	0	0	0	0.0	0	0	L	27-32
12/19	at Packers	S	0	0	0.0	0	0	0	0	0.0	0	0	L	16-24
12/27	at Football Team	S	0	0	0.0	0	0	0	0	0.0	0	0	W	20-13
01/03	Saints	P	0	0	0.0	0	0	0	0	0.0	0	0	L	7-33
2020 TOTALS		15-4	1	7	7.0	7T	1	0	0	0.0	0	0	5-11	

2019 GAME-BY-GAME REGULAR-SEASON STATISTICS (BEARS)

DATE	OPPONENT	P/S	RECEIVING					RUSHING					W/L	SCORE
			NO.	YDS.	AVG.	LG	TD	NO.	YDS.	AVG.	LG	TD		
09/05	Packers												L	3-10
09/15	at Broncos												W	16-14
09/23	at Redskins												W	31-15
09/29	Vikings												W	16-6
10/06	at Raiders												L	21-24
10/20	Saints												L	25-36
10/27	Chargers												L	16-17
11/03	at Eagles												L	14-22
11/10	Lions												W	20-13
11/17	at Rams												L	7-17
11/24	Giants												W	19-14
11/28	at Lions												W	24-20
12/05	Cowboys												W	31-24
12/15	at Packers												L	13-21
12/22	Chiefs												L	3-26
12/29	at Vikings												W	21-19
2019 TOTALS		0-0	0	0	0.0	0	0	0	0	0.0	0	0	8-8	

2018 GAME-BY-GAME REGULAR-SEASON STATISTICS (BEARS)

DATE	OPPONENT	P/S	RECEIVING					RUSHING					W/L	SCORE
			NO.	YDS.	AVG.	LG	TD	NO.	YDS.	AVG.	LG	TD		
09/09	at Packers												L	23-24
09/17	Seahawks												W	24-17
09/23	at Cardinals												W	16-14
09/30	Buccaneers												W	48-10
10/14	at Dolphins												L	28-31+
10/21	Patriots												L	31-38
10/28	Jets												W	24-10
11/04	at Bills												W	41-9
11/11	Lions												W	34-22
11/18	Vikings												W	25-20
11/22	at Lions												W	23-16
12/02	at Giants												L	27-30+
12/09	Rams												W	15-6
12/16	Packers												W	24-17
12/23	at 49ers												W	14-9
12/30	at Vikings												W	24-10
2018 TOTALS		0-0	0	0	0.0	0	0	0	0	0.0	0	0	0	12-4

+ - Overtime

2017 GAME-BY-GAME REGULAR-SEASON STATISTICS (GIANTS)

DATE	OPPONENT	P/S	RECEIVING					RUSHING					W/L	SCORE
			NO.	YDS.	AVG.	LG	TD	NO.	YDS.	AVG.	LG	TD		
09/10	at Cowboys												L	3-19
2017 TOTALS		0-0	0	0	0.0	0	0	0	0	0.0	0	0	0	0-1

2018 GAME-BY-GAME POSTSEASON STATISTICS (BEARS)

DATE	OPPONENT	P/S	RECEIVING					RUSHING					W/L	SCORE
			NO.	YDS.	AVG.	LG	TD	NO.	YDS.	AVG.	LG	TD		
01/06	Eagles												L	15-16
2018 TOTALS		0-0	0	0	0.0	0	0	0	0	0.0	0	0	0	0-1



NAJEE THOMPSON



36

CORNERBACK

Ht: 5-11

Wt: 205

DOB: 7-7-00

College: Georgia Southern

Vikings Season: Rookie **NFL Season:** Rookie

Acquired: UDFA '23

2022 GP/GS

0/0

CAREER GP/GS

0/0

PLAYOFF GP/GS

0/0

KEY TRANSACTIONS

- Joined the Vikings as an undrafted free agent in 2023.

OFF THE FIELD

- Majored in interdisciplinary studies.

COLLEGE - GEORGIA SOUTHERN

- Played in all 13 games, starting eight during the 2022 season. He was on the field for 737 total snaps (557 defense, 180 special teams) and had 37 tackles, including one for loss. He also notched 11 pass breakups and an interception.
- Played in nine games, starting two in 2021. Played 321 total snaps (167 on defense, team-high 154 on special teams). He posted 25 tackles, one interception and a pass breakup on the season.
- In 2020, he played in all 13 games, seeing action on 318 total snaps (200 on offense, 118 on special teams). He had four catches for 67 yards and tallied seven tackles and two blocked punts on special teams.
- Played in all 13 games, seeing action on 266 plays (181 special teams). He racked up 10 solo tackles, two fumble recoveries and a forced fumble. He also registered six receptions for 67 yards and carried the ball twice for 14 yards.
- Played in 12 games in 2018 and was on the field for 167 total plays (158 special teams).

HONORS

- Pro Football Network First-Team All-American (2021)
- Pro Football Network All-Sun Belt Conference First Team (2021)

PREP - BOILING SPRINGS

- Ranked the No. 48 player in the state of South Carolina by 247Sports, and the No. 199 overall athlete in the country.
- A first-team selection to the Herald-Journal/GoUpstate All-Area Football Team as an athlete/punt returner.
- Had nine total touchdowns and two interceptions and was a standout kick and punt returner as a prep.



KHYIRIS TONGA

(KYE-ris)

95

DEFENSIVE LINEMAN

Ht: 6-4

DOB: 7-7-96

Vikings Season: 2

Acquired: FA '22

Wt: 338

College: BYU

NFL Season: 3



2022 GP/GS

2/1

CAREER GP/GS

17/3

PLAYOFF GP/GS

1/0

KEY TRANSACTIONS

- Drafted in the seventh round (250th overall) of the 2021 NFL Draft by the Chicago Bears.
- Waived by the Chicago Bears on 8/31/22.
- Signed to Atlanta's practice squad on 9/5/22.
- Signed to Vikings active roster from Atlanta Falcons practice squad on 10/5/22.

OFF THE FIELD

- First name is pronounced kye-riss.
- Played both offense and defensive line, in addition to tight end, in high school. Also played rugby.
- Served as a missionary in Olathe, Kansas.

CAREER NOTES

2022 - Minnesota Vikings

- Made his Vikings debut and recorded one quarterback hit.
- Recorded a career-high six total tackles (three solo) in Week 15 against the Colts.
- Recorded 0.5 sack in Week 16 against the Giants.
- Made his third career start in Week 17 at Green Bay and tallied five tackles.

2021 - Chicago Bears

- Played in 15 games (two starts), registering 24 tackles on the season.
- Made his NFL debut in Week 1 vs. the Rams; he also contributed to a Week 2 win over the Bengals.
- Made his first-career NFL start and recorded a career-high five tackles in Week 3 at the Browns.

COLLEGE - BYU

- Appeared in 50 games in four seasons at BYU, registering 130 tackles, 15.0 tackles for loss, 7.5 sacks, 12 pass breakups and two forced fumbles.

PREP - GRANGER (UT)

- A three-star athlete by ESPN.
- Played both offense and defensive line in addition to tight end.
- Played rugby.
- Named All-Region 2 First-Team as a freshman.
- Coached by Cecil Thomas.
- Also recruited by Oklahoma, Utah, Arizona State and Oregon State.

KHYIRIS TONGA'S NFL REGULAR SEASON DEFENSIVE STATISTICS

DATE	TEAM	GP	GS	TACKLES							INTERCEPTIONS						O. FUMB				ST				MISC										
				TK	S	A	TFL	YDS	SK	YDS	QBH	NO	YDS	LG	TD	PD	FF	FR	TD	YDS	TK	S	A	FF	FR	S	A								
2022	Bears	1	1	0	0	0	0	0	0	0.0	0.0	0	0	0	0	0	0	0	0	0	0	0	0	0	0	0	0	0	0	0	0	0	0	0	0
Went from Minnesota to Chicago .																																			
2022	Vikings	1	0	28	12	16	1	1	0.5	3.5	2	0	0	0	0	4	0	0	0	0	0	0	0	0	0	0	0	0	0	0	0	0	0	0	
2022	TOTAL	2	1	28	12	16	1	1	0.5	3.5	2	0	0	0	0	4	0	0	0	0	0	0	0	0	0	0	0	0	0	0	0	0	0	0	
2021	Bears	15	2	24	10	14	1	1	0.0	0.0	0	0	0	0	0	0	0	1	0	0	0	0	0	0	0	0	0	0	0	0	0	0	0	0	
NFL TOTALS		17	3	52	22	30	2	2	0.5	3.5	2	0	0	0	0	4	0	1	0	0	0	0	0	0	0	0	0	0	0	0	0	0	0	0	

KHYIRIS TONGA'S NFL POSTSEASON DEFENSIVE STATISTICS

DATE	TEAM	GP	GS	TACKLES							INTERCEPTIONS						O. FUMB				ST				MISC									
				TK	S	A	TFL	YDS	SK	YDS	QBH	NO	YDS	LG	TD	PD	FF	FR	TD	YDS	TK	S	A	FF	FR	S	A							
2022	Vikings	1	0	1	0	1	0	0	0.0	0.0	0	0	0	0	0	0	0	0	0	0	0	0	0	0	0	0	0	0	0	0	0	0	0	0
NFL TOTALS		1	0	1	0	1	0	0	0.0	0.0	0	0	0	0	0	0	0	0	0	0	0	0	0	0	0	0	0	0	0	0	0	0	0	0

SINGLE-GAME HIGHS: DEFENSIVE

Total Tackles
Solo Tackles

6 at MIN, Dec 17, 2022
3 at MIN, Dec 17, 2022
...2 more at 3.

Fumble Recoveries
Tackles For Loss

1 vs. NYG, Jan 02, 2022
1 vs. SF, Oct 31, 2021

2022 GAME-BY-GAME REGULAR-SEASON STATISTICS (BEARS/VIKINGS)

DATE	OPPONENT	P/S	TACKLES							INTERCEPTIONS						O. FUMB				ST				MISC								
			TK	S	A	SK	YDS	TFL	YDS	QBH	NO	YDS	LG	TD	PD	FF	FR	TD	YDS	TK	S	A	FF	FR	S	A	W/L	SCORE				
10/09	at Vikings		ON INACTIVE LIST																												L	22-29
11/20	at Falcons		NOT ON ROSTER																												L	24-27
Went from Bears to Vikings .																																
12/11	at Lions	P	3	1	2	0.0	0.0	0	0	0	0	0	0	0	0	0	0	0	0	0	0	0	0	0	0	0	L	23-34				
Went from Vikings to Bears .																																
01/08	Vikings	S	2	2	0	0.0	0.0	0	0	0	0	0	0	0	0	0	0	0	0	0	0	0	0	0	0	L	13-29					
2022 TOTALS		2-1	5	3	2	0.0	0.0	0	0	0	0	0	0	0	0	0	0	0	0	0	0	0	0	0	0	0-4						

2021 GAME-BY-GAME REGULAR-SEASON STATISTICS (BEARS)

DATE	OPPONENT	P/S	TACKLES							INTERCEPTIONS					O. FUMB			ST		MISC		W/L	SCORE					
			TK	S	A	SK	YDS	TFL	YDS	QBH	NO	YDS	LG	TD	PD	FF	FR	TD	YDS	TK	S			A	FF	FR	S	A
09/12	at Rams	P	0	0	0	0.0	0.0	0	0	0	0	0	0	0	0	0	0	0	0	0	0	0	0	0	0	0	L	14-34
09/19	Bengals	P	0	0	0	0.0	0.0	0	0	0	0	0	0	0	0	0	0	0	0	0	0	0	0	0	0	W	20-17	
09/26	at Browns	S	5	2	3	0.0	0.0	0	0	0	0	0	0	0	0	0	0	0	0	0	0	0	0	0	0	L	6-26	
10/03	Lions	P	1	1	0	0.0	0.0	0	0	0	0	0	0	0	0	0	0	0	0	0	0	0	0	0	0	W	24-14	
10/10	at Raiders	P	0	0	0	0.0	0.0	0	0	0	0	0	0	0	0	0	0	0	0	0	0	0	0	0	0	W	20-9	
10/17	Packers		ON INACTIVE LIST																				L	14-24				
10/24	at Buccaneers	P	2	2	0	0.0	0.0	0	0	0	0	0	0	0	0	0	0	0	0	0	0	0	0	0	0	L	3-38	
10/31	49ers	P	1	1	0	0.0	0.0	1	1	0	0	0	0	0	0	0	0	0	0	0	0	0	0	0	0	L	22-33	
11/08	at Steelers	P	1	0	1	0.0	0.0	0	0	0	0	0	0	0	0	0	0	0	0	0	0	0	0	0	0	L	27-29	
11/21	Ravens	P	5	3	2	0.0	0.0	0	0	0	0	0	0	0	0	0	0	0	0	0	0	0	0	0	0	L	13-16	
11/25	at Lions	P	0	0	0	0.0	0.0	0	0	0	0	0	0	0	0	0	0	0	0	0	0	0	0	0	0	W	16-14	
12/05	Cardinals	P	3	0	3	0.0	0.0	0	0	0	0	0	0	0	0	0	0	0	0	0	0	0	0	0	0	L	22-33	
12/12	at Packers	P	0	0	0	0.0	0.0	0	0	0	0	0	0	0	0	0	0	0	0	0	0	0	0	0	0	L	30-45	
12/20	Vikings		ON INACTIVE LIST																				L	9-17				
12/26	at Seahawks	P	1	0	1	0.0	0.0	0	0	0	0	0	0	0	0	0	0	0	0	0	0	0	0	0	0	W	25-24	
01/02	Giants	S	2	1	1	0.0	0.0	0	0	0	0	0	0	0	0	0	1	0	0	0	0	0	0	0	0	W	29-3	
01/09	at Vikings	P	3	0	3	0.0	0.0	0	0	0	0	0	0	0	0	0	0	0	0	0	0	0	0	0	0	L	17-31	
2021 TOTALS		15-2	24	10	14	0.0	0.0	1	1	0	0	0	0	0	0	0	1	0	0	0	0	0	0	0	0	6-11		

2022 GAME-BY-GAME POSTSEASON STATISTICS (VIKINGS)

DATE	OPPONENT	P/S	TACKLES							INTERCEPTIONS					O. FUMB			ST		MISC		W/L	SCORE				
			TK	S	A	SK	YDS	TFL	YDS	QBH	NO	YDS	LG	TD	PD	FF	FR	TD	YDS	TK	S			A	FF	FR	S
01/15	Giants	P	1	0	1	0.0	0.0	0	0	0	0	0	0	0	0	0	0	0	0	0	0	0	0	0	0	L	24-31
2022 TOTALS		1-0	1	0	1	0.0	0.0	0	0	0	0	0	0	0	0	0	0	0	0	0	0	0	0	0	0	0-1	



OLISAEMEKA UDOH

(OH-lee-suh-MEE-kah OO-doe)

74

GUARD

Ht: 6-6

DOB: 2-14-97

Vikings Season: 5

Acquired: D6c '19

Wt: 320

College: Elon

NFL Season: 5



2022 GP/GS

17/1

CAREER GP/GS

41/17

PLAYOFF GP/GS

1/1

KEY TRANSACTIONS

- Originally selected in the sixth round (193rd overall) in the 2019 NFL Draft, becoming the second Elon player drafted by the Vikings.

OFF THE FIELD

- Donated 500 meals to workers at Cape Fear Valley Medical Center in 2020 as they worked around the clock to treat Coronavirus patients.
- Name is pronounced OH-lee-suh-MEE-kah OO-doh, translates to "God is good" in Nigerian.
- Earned degree in exercise science in spring 2018, playing final season at Elon as a graduate.
- Parents, Benjamin and Rita, are a doctor and nurse in their own medical practice, Hanora Medical Center in Fayetteville.
- Both parents were born in Nigeria, and the family regularly visits relatives there.
- Sister Ona was a starter on the Wake Forest WBB team, playing her final season in 2019-20.
- Younger brother, Ezemdi, is on the football team at North Carolina State, entering his fourth season in 2023.
- Interested in pursuing career in medicine like his parents following his football career.

CAREER NOTES

- Became the highest-drafted Elon player since RB Jimmy Smith by Washington in 1984 (4th Rd., No. 102).
- Made his NFL debut vs. Chicago on 12/29/19 at RT.
- Started first career game at Cincinnati (9/12/21) in opener.

2022 - Minnesota Vikings

- Played one offensive snap and five special teams snaps in Week 15 against the Colts.
- Played 45 snaps at right tackle in Week 17 at Green Bay.
- Made his first start of the season at tackle and played all 71 offensive snaps in Week 17 at Chicago.

2021 - Minnesota Vikings

- Started all the team's first 13 games (11 at RG and two at LT) this season, only missing one snap during that time frame.
- Started at left tackle in the absence of Christian Darrisaw against the Lions (12/5) and Steelers (12/9).
- Made his 14th start of the season against the Rams (12/26).

2020 - Minnesota Vikings

- Played in season opener vs. Green Bay (9/13), vs. Atlanta (10/18), at Chicago (11/16), vs. Dallas (11/22), vs. Carolina (11/29) and in season finale at Detroit (1/3/21).
- Inactive at Indianapolis (9/20), vs. Tennessee (9/27), at Houston (10/4), at Seattle (10/11), at Green Bay (11/1), vs. Detroit (11/8), vs. Jacksonville (12/6), at Tampa Bay (12/13) and vs. Chicago (12/20).
- Did not play at New Orleans (12/25).

2019 - Minnesota Vikings

- Made his NFL debut vs. Chicago (12/29), playing at RT when most starters were held out of the game.
- Inactive Weeks 1-16.
- Inactive in the Divisional game at San Francisco (1/11/20) and the Wild Card game at New Orleans (1/5).

COLLEGE - ELON

- Started 45 consecutive games after redshirting in 2014.
- As a redshirt senior in 2018, earned Phil Steele FCS First-Team All-America honors after the season.
- Earned an invite to the NFL Combine, Senior Bowl and East-West Shrine game.

- A First-Team All-Colonial Athletic Association pick as a senior.

PREP - SANFORD

- Named Second-Team Cape Fear Region as a senior.
- An A/AB honor roll student.
- Played one season of offensive line as a senior; played DL as sophomore and junior.



LUIJI VILAIN

(lou-EE-GEE vill-AIN)

43

OUTSIDE LINEBACKER

Ht: 6-4
DOB: 3-10-98
Vikings Season: 2
Acquired: UDFA '22

Wt: 252
College: Wake Forest
NFL Season: 2



2022 GP/GS

3/0

CAREER GP/GS

3/0

PLAYOFF GP/GS

0/0

KEY TRANSACTIONS

- Signed with the Minnesota Vikings as an undrafted free agent on 5/1/22.

OFF THE FIELD

- Originally born in Ottawa, Ontario.
- Received his bachelor's degree in general studies in Spring 2021 from Michigan.
- Played hockey and ran track growing up.
- Has an older sister, Merlynda and a little brother, Alex.

CAREER NOTES

2022 - Minnesota Vikings

- Made his NFL debut in Week 6 at Miami
- Recorded his first career tackles in Week 18 at Chicago.

COLLEGE - MICHIGAN/WAKE FOREST

- Appeared in 12 games at defensive line through four seasons at Michigan.
- Two-time letterwinner at Michigan (2019-20).
- In 2021, played in all 12 games at Wake Forest and led the team in sacks (9.0) while also recording 10 tackles for loss.
- Had a stretch of four consecutive games with a sack between the Norfolk State game and the Louisville game.

PREP - EPISCOPAL (VA)

- Led Episcopal to an 8-1 record in 2016 with a 5-0 mark in conference play.
- Notched 45 tackles and eight sacks as a senior.
- Made 60 tackles including 15.5 tackles for loss, 4.5 sacks, and recorded three forced fumbles as a junior.
- 2017 Under Armour All-America Game selection.

LUIJI VILAIN'S NFL REGULAR SEASON DEFENSIVE STATISTICS

DATE	TEAM	GP	GS	TACKLES						INTERCEPTIONS						O. FUMB				ST				MISC						
				TK	S	A	TFL	YDS	SK	YDS	QBH	NO	YDS	LG	TD	PD	FF	FR	TD	YDS	TK	S	A	FF	FR	S	A			
2022	Vikings	3	0	2	1	1	0	0	0.0	0.0	0	0	0	0	0	0	0	0	0	0	0	0	0	2	2	0	0	0	0	0
NFL TOTALS		3	0	2	1	1	0	0	0.0	0.0	0	0	0	0	0	0	0	0	0	0	0	0	2	2	0	0	0	0	0	

2022 GAME-BY-GAME REGULAR-SEASON STATISTICS (VIKINGS)

DATE	OPPONENT	P/S	TACKLES							INTERCEPTIONS					O. FUMB				ST				MISC		W/L	SCORE			
			TK	S	A	SK	YDS	TFL	YDS	QBH	NO	YDS	LG	TD	PD	FF	FR	TD	YDS	TK	S	A	FF	FR			S	A	
09/11	Packers									ON INACTIVE LIST																		W	23-7
09/19	at Eagles									ON INACTIVE LIST																		L	7-24
09/25	Lions									ON INACTIVE LIST																		W	28-24
10/02	at Saints									ON INACTIVE LIST																		W	28-25
10/09	Bears									ON INACTIVE LIST																		W	29-22
10/16	at Dolphins	P	0	0	0	0.0	0.0	0	0	0	0	0	0	0	0	0	0	0	1	1	0	0	0	0	0	0	W	24-16	
10/30	Cardinals									ON INACTIVE LIST																		W	34-26
11/06	at Commanders									ON INACTIVE LIST																		W	20-17
11/13	at Bills									ON INACTIVE LIST																		W	33-30+
11/20	Cowboys									ON INACTIVE LIST																		L	3-40
11/24	Patriots									INACTIVE																		W	33-26
12/04	Jets									ON INACTIVE LIST																		W	27-22
12/11	at Lions									ON INACTIVE LIST																		L	23-34
12/17	Colts	P	0	0	0	0.0	0.0	0	0	0	0	0	0	0	0	0	0	0	1	1	0	0	0	0	0	0	W	39-36+	
12/24	Giants									INACTIVE																		W	27-24
01/01	at Packers									INACTIVE																		L	17-41
01/08	at Bears	P	2	1	1	0.0	0.0	0	0	0	0	0	0	0	0	0	0	0	0	0	0	0	0	0	0	0	W	29-13	
2022 TOTALS			3-0	2	1	1	0.0	0.0	0	0	0	0	0	0	0	0	0	0	2	2	0	0	0	0	0	0	13-4		

+ - Overtime



JAY WARD



20

SAFETY

Ht: 6-1

Wt: 188

DOB: 7-13-00

College: LSU

Vikings Season: Rookie **NFL Season:** Rookie

Acquired: D4 '23

2022 GP/GS

0/0

CAREER GP/GS

0/0

PLAYOFF GP/GS

0/0

KEY TRANSACTIONS

- Drafted in the fourth round (134th overall) of the 2023 NFL Draft out of LSU.

OFF THE FIELD

- Older brother Johnny Ward played football at South Florida.
- Majored in interdisciplinary studies.

COLLEGE - LSU

- Versatile defensive back who played safety, cornerback and nickel back during his LSU career.
- Made 46 career appearances with 23 starts and registered 164 tackles, 3.5 tackles for loss and six interceptions.
- Developed into a leader in the secondary for the Tigers and served as an extra "coach" on the field.
- Had breakout season in 2021, ranking among team leaders in tackles with 71, and followed that with 60 tackles as a senior in 2022.
- Also thrived on special teams - blocked a fourth-quarter field goal against Arkansas that helped preserve a LSU win in 2020. Also had a blocked field goal against Auburn in 2021.

HONORS

- Senior Bowl Participant (2023)
- SEC Defensive Player of the Week vs. Mississippi State (2022)
- SEC Academic Honor Roll (2020)

HIGH SCHOOL - COLQUITT COUNTY

- Led his team to a 14-1 record and an appearance in the Georgia 7A State Championship as a senior.
- Capped his senior season with 50 tackles and six interceptions.
- As a junior, recorded 46 tackles, 12 pass breakups and four interceptions.
- Amassed 11-career interceptions.



CURTIS WEAVER



54

OUTSIDE LINEBACKER

Ht: 6-2

DOB: 8-3-98

Vikings Season: 1

Acquired: FA '23

Wt: 265

College: Boise State

NFL Season: 4

2022 GP/GS

0/0

CAREER GP/GS

1/0

PLAYOFF GP/GS

0/0

KEY TRANSACTIONS

- Drafted in the fifth round (164th overall) of the 2020 NFL Draft by the Miami Dolphins.
- Waived by the Miami Dolphins on 8/24/20.
- Claimed by the Cleveland Browns via waivers on 8/25/20.
- Waived by the Browns on 8/30/20.
- Signed to Browns practice squad on 9/1/20.
- Signed to Browns on 1/10/22.
- Waived by Browns on 8/29/22.
- Signed to Browns practice squad on 9/27/22.
- Released from Browns practice squad on 10/4/22.
- Signed by the Minnesota Vikings on 1/18/23.

OFF THE FIELD

- Son of David Day and Carol Boyd.
- Majored in information technologies management.

CAREER NOTES

- Has seen active in one NFL game with the Browns, tallying one assisted tackle and one QB hit.

2022 - Cleveland Browns

- Spent the season on the practice squad.

2021 - Cleveland Browns

- Spent majority of the season on the Browns practice squad.
- Made his NFL debut against Cincinnati, logging one assisted tackle and one QB hit (1/9/22).

2020 - Miami Dolphins/Cleveland Browns

- Did not appear in any games.

COLLEGE - BOISE STATE

- Played in 41 total games, totaling 128 tackles (72 solo), 46.5 TFLs, 34.0 sacks, eight passes defended, three forced fumbles, two interceptions and one fumble recovery.
- Ended his career as the Mountain West's all-time sack leader, and second in Boise State history, with 34.0.

College - Honors

- 2019 All-America First Team (Walter Camp, CBS Sports, *The Sporting News*)
- 2019 All-America Second Team (AFCA, *The Associated Press*, *The Athletic*, ESPN, FWAA, USA TODAY)
- Bednarik Award Semifinalist (2019)
- The Athletic Midseason All-American (2019)
- Phil Steele All-America Fourth Team (2017)
- SB Nation All-America Honorable Mention (2017)
- FWAA Freshman All-American (2017)

- USA TODAY Freshman All-American (2017)
- Mountain West Defensive Player of the Year (2019)
- 3x All-Mountain West First Team (2017-19)
- 2x Academic All-Mountain West (Fall 2017, 2018)

PREP - ST. ANTHONY (CA)

- Four-year letterwinner saw action on both offense and defense.
- Registered 60 tackles and seven sacks during his final prep campaign. Earned All-CIF Southern Section honors.
- Picked up 55 stops, 13 tackles-for-loss and 7.5 sacks, helping to lead the Saints to their first league title in 15 years his junior year. Was also named first-team All-CIF Southern Section and honorable mention Long Beach Dream Team.
- As a sophomore, recorded 42 tackles and six sacks en route to second-team all-league honors.
- Also saw varsity action as a freshman, recording 25 tackles and a sack.
- Offensively, caught 14 passes for 253 yards and four touchdowns as a senior and rushed 11 times for 40 yards and five touchdowns, while catching three passes for 36 yards and a score as a junior. As a sophomore, caught six balls for 59 yards and a touchdown.
- Also lettered twice in basketball.

CURTIS WEAVER'S NFL REGULAR SEASON DEFENSIVE STATISTICS

DATE	TEAM	GP	TACKLES							INTERCEPTIONS					O. FUMB				ST			MISC						
			GS	TK	S	A	TFL	YDS	SK	YDS	QBH	NO	YDS	LG	TD	PD	FF	FR	TD	YDS	TK	S	A	FF	FR	S	A	
2022	Browns	0	0	0	0	0	0	0	0	0.0	0.0	0	0	0	0	0	0	0	0	0	0	0	0	0	0	0	0	0
2021	Browns	1	0	1	0	1	0	0	0	0.0	0.0	1	0	0	0	0	0	0	0	0	0	0	0	0	0	0	0	0
2020	Browns	0	0	0	0	0	0	0	0	0.0	0.0	0	0	0	0	0	0	0	0	0	0	0	0	0	0	0	0	0
NFL TOTALS		1	0	1	0	1	0	0	0	0.0	0.0	1	0	0	0	0	0	0	0	0	0	0	0	0	0	0	0	0

SINGLE-GAME HIGHS: DEFENSIVE

Total Tackles

1 vs. CIN, Jan 09, 2022



BENTON WHITLEY



51

OUTSIDE LINEBACKER

Ht: 6-3

DOB: 2-12-99

Vikings Season: 2

Acquired: FA '22

Wt: 260

College: Holy Cross

NFL Season: 1

2022 GP/GS

0/0

CAREER GP/GS

0/0

PLAYOFF GP/GS

0/0

KEY TRANSACTIONS

- Signed as an undrafted free agent by the Los Angeles Rams on 5/4/22.
- Cut by the Los Angeles Rams on 8/30/22.
- Signed to the Rams practice squad on 8/31/22.
- Signed to the Kansas City Chiefs active roster from the Rams practice squad on 9/21/22.
- Cut by the Kansas City Chiefs on 10/12/22.
- Signed to the Chiefs practice squad on 10/14/22.

OFF THE FIELD

- Son of Eddie and Tracy Whitley.
- Father was a member of the football and wrestling teams at Western New England College.
- Has one sister, Rae.
- Majored in biology.

CAREER NOTES

2022 - Kansas City Chiefs/Minnesota Vikings

- Spent the 2022 season on the Chiefs and Vikings practice squad.

COLLEGE - HOLY CROSS

- As a fifth-year senior, started all 13 games at defensive end. Totaled 49 tackles, 11.5 tackles for loss and 5.5 sacks.
- Totaled 12 tackles as a senior, along with a pair of sacks and two quarterback hurries. Shortened season was played during Spring 2021 due to COVID-19.
- In his junior season, started all 13 games at defensive end. Totaled 33 tackles on the year, including 28 solo stops, five quarterback sacks and seven tackles for loss. Also broke up two passes. Finished the season ranked ninth in the Patriot League in sacks.
- Saw action in 10 games along the defensive line as a sophomore. Totaled 17 tackles on the year, with 16 solo stops, three sacks and six tackles for loss. Ranked 12th in the Patriot League in sacks.
- Appeared in two games as a backup linebacker his freshman year.

College - Honors

- All-New England (2021)
- First Team All-Patriot League (2019, 2020, 2021)
- Second-Team All-ECAC (2019)
- Connor Award (2021)
- Phil Steele's All-Patriot League First Team (2021)

PREP - MINNECHAUG REGIONAL (MA)

- Played for Head Coach Steve Allosso at Minnechaug Regional High School in Wilbraham, Massachusetts
- Served as team captain during his senior season.
- Earned All-State honors as a senior.
- A two-time first team All-Western Massachusetts selection.
- Broke the school record with 14 career quarterback sacks.
- Also lettered in wrestling, posting a 49-1 record in 2016, while winning the state and Western Massachusetts titles.



JARRID WILLIAMS



76

TACKLE

Ht: 6-6

DOB: 7-2-97

Vikings Season: 1

Acquired: FA '23

Wt: 308

College: Miami

NFL Season: 1

2022 GP/GS

0/0

CAREER GP/GS

0/0

PLAYOFF GP/GS

0/0

KEY TRANSACTIONS

- Signed as an undrafted free agent by Philadelphia, May 15, 2022.
- Released by Philadelphia, July 27, 2022.
- Signed to the Philadelphia practice squad, Sept. 16, 2022.
- Signed to the Detroit practice squad, Dec. 30, 2022.
- Signed a reserve/future contract with Philadelphia, Jan. 24, 2023.
- Released by Philadelphia, May 16, 2023.
- Signed a one-year contract with Pittsburgh, June 5, 2023.
- Released by Pittsburgh, July 30, 2023.

CAREER NOTES

2022 | PHILADELPHIA EAGLES/DETROIT LIONS

- Spent his rookie season on the Eagles and Lions' practice squads.

COLLEGE - HOUSTON/MIAMI

- Spent seven years in the collegiate ranks after enrolling at Houston in 2015.
- Appeared in 50 games (39 starts) between Houston (2015-19) and Miami (2020-21).
- Started 37 games at right tackle and two at left tackle.
- Played in 28 games (19 starts) with the Cougars.
- Blocked for an offense that ranked fifth nationally in scoring offense (43.9 ppg) and seventh in total offense (512.5 ypg) during the 2018 season.
- Saw action in 22 games with the Hurricanes, starting 20 at right tackle.

PREP - CEDAR HILL (TEXAS)

- A two-year letterman at Cedar Hill where he helped lead his team to back-to-back Texas 6A State Championships as well as a No. 9 national ranking in 2014.
- Earned second-team all-district honors in 2014.
- Registered 109 tackles and forced three fumbles while helping Cedar Hill to a 28-4 record as a member of the varsity squad.

JARRID WILLIAMS' NFL REGULAR SEASON STATISTICS

DATE	TEAM	GP	GS
2022	Lions	0	0
NFL TOTALS		0	0

2022 GAME-BY-GAME REGULAR-SEASON STATISTICS (LIONS)

DATE	OPPONENT	P/S	W/L	SCORE
01/01	Bears		W	41-10
01/08	at Packers		W	20-16
2022 TOTALS		0-0	2-0	



JAYLIN WILLIAMS



38

CORNERBACK

Ht: 5-10

DOB: 2-26-00

Vikings Season: Rookie

Acquired: UDFA '23

Wt: 195

College: Indiana

NFL Season: Rookie

2022 GP/GS

0/0

CAREER GP/GS

0/0

PLAYOFF GP/GS

0/0

KEY TRANSACTIONS

- Joined the Vikings as an undrafted free agent in 2023.

OFF THE FIELD

- Born and raised in Memphis, Tenn.
- Nicknamed J-Will.

COLLEGE - INDIANA

- Started 10 games in 2022.
- Totaled 41 tackles, 28 solo, one tackle for loss, and 11 pass breakups in 2021.
- Collected 30 tackles, 26 solo, one sack, two tackles for loss, four interceptions (93 yards), one pass breakup and two quarterback hurries in 2020. He tied for the team lead, third in the Big Ten, and eighth nationally in interceptions.
- Started seven of the final eight games and appeared in all 13 at cornerback. He posted 19 tackles (15 solo) with one interception and three pass breakups.
- Played in all 12 games in 2018 at cornerback. He made 22 tackles(19 solo), one sack, one interception and two pass breakups.

HONORS

- Honorable Mention All-Big Ten (2021)
- Second-team All-Big Ten (2020)
- Earned the team's Corby Davis Memorial Award (Outstanding Back).

PREP - GERMANTOWN

- 2017 Tennessee Mr. Football finalist (cornerback) and first-team all-state selection.
- Ranked the No. 70 cornerback nationally and the No. 26 prospect in Tennessee by 247Sports.
- 6A All-Region Most Valuable Player, 6A All-Region Offensive Player of the Year and all-region selection at defensive back, wide receiver and kick returner.
- In his two seasons at Germantown, posted 132 tackles, seven interceptions (two pick sixes), four forced fumbles and 23 pass breakups.



JOEJUAN WILLIAMS

(joe-waan)

29

CORNERBACK

Ht: 6-3

DOB: 12-6-97

Vikings Season: 1

Acquired: FA '23

Wt: 212

College: Vanderbilt

NFL Season: 5



2022 GP/GS

0/0

CAREER GP/GS

36/1

PLAYOFF GP/GS

2/1

KEY TRANSACTIONS

- Second-round (45th overall) pick out of Vanderbilt in the 2019 NFL Draft by the New England Patriots.
- Signed with the Vikings on 4/17/23.

OFF THE FIELD

- Also participated in track & field in high school.
- Earned his degree in psychology with a minor in business at Vanderbilt.

CAREER NOTES

2022 - New England Patriots

- Placed on Injured Reserve, where he spent the 2022 season, on Aug. 16.

2021 - New England Patriots

- Played limited snaps at cornerback and on special teams.
- Was inactive vs. Tampa Bay (10/3).
- Made his first NFL start at Houston (10/10) due to an injury to DB Jalen Mills.
- Was inactive vs. Dallas (10/17).
- Returned to the field vs. N.Y. Jets (10/24) and had three passes defended.
- Recorded a special teams tackle in the first quarter at L.A. Chargers (10/31).
- Made three solo tackles at Carolina (11/7).
- Recorded two tackles (1 solo, 1 assist) vs. Cleveland (11/14).
- Was inactive at Indianapolis (12/18), vs. Buffalo (12/26), and vs. Jacksonville (1/2).
- Recorded a solo tackle at Miami (1/9) in limited snaps.
- Made his second NFL start in the Wild Card Round loss at Buffalo (1/15) when he started at cornerback in place of Jalen Mills, recording five tackles in the process. His first NFL start was at Houston on Oct. 10 when Mills was inactive due to an injury.

2020 - New England Patriots

- Played in 15 games as a reserve and posted 14 tackles, two passes defended and four special teams tackles.
- Played as a reserve in the season-opening win vs. Miami (9/13), totaling two tackles and one pass defended.
- Played as a reserve in a Week 2 loss at Seattle (9/20).
- Played as a reserve at cornerback and was a major factor in helping limit Raiders TE Darren Waller to two receptions for nine yards in a Week 3 win vs. Las Vegas (9/27).
- Played as a reserve defensive back in a Week 4 loss at Kansas City (10/5).
- Appeared in a special teams role in a Week 6 loss vs. Denver (10/18).
- Appeared in a special teams role in a Week 7 loss vs. San Francisco (10/25) and made a tackle on a second quarter kickoff.
- Appeared as a reserve defensive back in a Week 8 loss at Buffalo (11/1). Assisted on one tackle with Devin McCourty in the third quarter.
- Appeared as a reserve defensive back in a Week 9 win vs. the Jets (11/9). Made one unassisted tackle.
- Saw action on special teams, making one tackle on a kick off during a Week 10 win vs. Baltimore (11/15).
- Made two total tackles in a reserve defensive ack role in a week 11 loss at Houston (11/22).
- Played a special teams role and made a tackle on a second quarter kick off as part of a Week 12 win vs. Arizona (11/29).
- Made tow stops in a Week 13 win at the Chargers (12/6).
- Substituted in the secondary and made two tackles in a Week 14 loss at the Rams (12/10).
- Was inactive Week 15 at Miami (12/20).
- Substituted in at defensive back and made one tackle in a Week 16 loss to Buffalo (12/28).

2019 - New England Patriots

- Played in nine regular-season games as a reserve, playing mainly on special teams and in a limited role on defense. Made four tackles on defense and recorded one pass breakup as part of a defense that finished No. 1 in the NFL in total defense (275.9 yards per game) and scoring (14.1 points allowed per game). Also made one special teams tackle.
- Provided contributions on defense and special teams while leading the team with one special teams tackle in the AFC Wild Card Playoff vs. Tennessee (1/4).
- Was a healthy scratch for seven games during the regular-season.
- Made his NFL debut on special teams during the win vs. the N.Y. Jets (9/22).
- Recorded his first career tackle and pass defended after entering the game as a reserve on defense and special teams in the win at N.Y. Jets (10/21).
- Made a season-high two tackles in the loss vs. Miami (12/29).

COLLEGE - VANDERBILT

- Played in 36 career games over three seasons and posted 119 tackles, four interceptions, 30 passes defended and one forced fumble.
- Played in 13 games with 12 starts as a junior and totaled 61 tackles, four interceptions and 18 passes defended.
- Earned All-SEC honors as a junior from both SEC head coaches and *The Associated Press*.
- Named to the SEC Academic Honor Roll team as a sophomore and junior.
- Started all 12 games for the Commodores as a sophomore and registered 39 tackles; led the team with 10 passes defended and forced one fumble.
- One of six true freshmen to see action at Vanderbilt, appearing in all 13 games. Finished the year with 19 tackles and two passes defended.

College - Honors

- 2018 *Associated Press* Second-Team All-SEC DB.
- 2018 Coaches Second-Team All-SEC DB.
- 2018 SEC Academic Honor Roll.
- 2017 SEC Academic Honor Roll.
- 2016-17 SEC Freshman Academic Honor Roll.

PREP - FATHER RYAN (TN)

- Played only two years of varsity football and did not play as a senior after a hardship appeal was denied by the state high school governance association.
- As a junior at Father Ryan High School, registered 48 tackles, two interceptions and 11 passes defended. Earned All-State and All-Conference honors for his efforts.

JOEJUAN WILLIAMS' NFL REGULAR SEASON DEFENSIVE STATISTICS

DATE	TEAM	GP	TACKLES							INTERCEPTIONS					O. FUMB				ST				MISC					
			GS	TK	S	A	TFL	YDS	SK	YDS	QBH	NO	YDS	LG	TD	PD	FF	FR	TD	YDS	TK	S	A	FF	FR	S	A	
2022	Patriots	0	0	0	0	0	0	0	0.0	0.0	0	0	0	0	0	0	0	0	0	0	0	0	0	0	0	0	0	0
2021	Patriots	12	1	20	14	6	0	0	0.0	0.0	1	0	0	0	0	5	0	0	0	0	1	1	0	0	0	0	0	
2020	Patriots	15	0	14	9	5	0	0	0.0	0.0	0	0	0	0	2	0	0	0	0	4	3	1	0	0	0	0	0	
2019	Patriots	9	0	4	3	1	0	0	0.0	0.0	0	0	0	0	1	0	0	0	0	1	1	0	0	0	0	0	0	
NFL TOTALS		36	1	38	26	12	0	0	0.0	0.0	1	0	0	0	0	8	0	0	0	0	6	5	1	0	0	0	0	

JOEJUAN WILLIAMS' NFL POSTSEASON DEFENSIVE STATISTICS

DATE	TEAM	GP	TACKLES							INTERCEPTIONS					O. FUMB				ST				MISC				
			GS	TK	S	A	TFL	YDS	SK	YDS	QBH	NO	YDS	LG	TD	PD	FF	FR	TD	YDS	TK	S	A	FF	FR	S	A
2021	Patriots	1	1	5	5	0	0	0	0.0	0.0	0	0	0	0	0	0	0	0	0	0	0	0	0	0	0	0	0
2019	Patriots	1	0	0	0	0	0	0	0.0	0.0	0	0	0	0	0	0	0	0	0	1	1	0	0	0	0	0	
NFL TOTALS		2	1	5	5	0	0	0	0.0	0.0	0	0	0	0	0	0	0	0	0	1	1	0	0	0	0	0	

SINGLE-GAME HIGHS: DEFENSIVE

Total Tackles
Solo Tackles

5 vs. NYJ, Jan 03, 2021
4 at NYJ, Sep 19, 2021

Passes Defended
Special Teams Tackles

3 vs. NYJ, Oct 24, 2021
1 at LAC, Oct 31, 2021
...5 more at 1.

SINGLE-GAME HIGHS - POSTSEASON: DEFENSIVE

Total Tackles
Solo Tackles

5 at BUF, Jan 15, 2022
5 at BUF, Jan 15, 2022

Special Teams Tackles

1 vs. TEN, Jan 04, 2020

2022 GAME-BY-GAME REGULAR-SEASON STATISTICS (PATRIOTS)

DATE	OPPONENT	P/S	TACKLES							INTERCEPTIONS					O. FUMB				ST				MISC		W/L	SCORE	
			TK	S	A	SK	YDS	TFL	YDS	QBH	NO	YDS	LG	TD	PD	FF	FR	TD	YDS	TK	S	A	FF	FR			S
09/11	at Dolphins																								L	7-20	
09/18	at Steelers																								W	17-14	
09/25	Ravens																								L	26-37	
10/02	at Packers																								L	24-27+	
10/09	Lions																								W	29-0	
10/16	at Browns																								W	38-15	
10/24	Bears																								L	14-33	
10/30	at Jets																								W	22-17	
11/06	Colts																								W	26-3	
11/20	Jets																								W	10-3	
11/24	at Vikings																								L	26-33	
12/01	Bills																								L	10-24	
12/12	at Cardinals																								W	27-13	
12/18	at Raiders																								L	24-30	
12/24	Bengals																								L	18-22	
01/01	Dolphins																								W	23-21	
01/08	at Bills																								L	23-35	
2022 TOTALS			0	0	0	0.0	0.0	0	0	0	0	0	0	0	0	0	0	0	0	0	0	0	0	0	0	0	8-9

+ - Overtime

2021 GAME-BY-GAME REGULAR-SEASON STATISTICS (PATRIOTS)

DATE	OPPONENT	P/S	TACKLES							INTERCEPTIONS					O. FUMB				ST				MISC		W/L	SCORE	
			TK	S	A	SK	YDS	TFL	YDS	QBH	NO	YDS	LG	TD	PD	FF	FR	TD	YDS	TK	S	A	FF	FR			S
09/12	Dolphins	P	1	1	0	0.0	0.0	0	0	0	0	0	0	0	0	0	0	0	0	0	0	0	0	0	0	L	16-17
09/19	at Jets	P	4	4	0	0.0	0.0	0	0	1	0	0	0	1	0	0	0	0	0	0	0	0	0	0	0	W	25-6
09/26	Saints	P	0	0	0	0.0	0.0	0	0	0	0	0	0	0	0	0	0	0	0	0	0	0	0	0	L	13-28	
10/03	Buccaneers																								L	17-19	
10/10	at Texans	S	2	1	1	0.0	0.0	0	0	0	0	0	0	0	0	0	0	0	0	0	0	0	0	0	W	25-22	
10/17	Cowboys																								L	29-35+	
10/24	Jets	P	1	1	0	0.0	0.0	0	0	0	0	0	0	3	0	0	0	0	0	0	0	0	0	0	W	54-13	
10/31	at Chargers	P	2	1	1	0.0	0.0	0	0	0	0	0	0	0	0	0	0	0	0	1	1	0	0	0	W	27-24	
11/07	at Panthers	P	3	3	0	0.0	0.0	0	0	0	0	0	0	0	0	0	0	0	0	0	0	0	0	0	W	24-6	
11/14	Browns	P	2	1	1	0.0	0.0	0	0	0	0	0	0	0	0	0	0	0	0	0	0	0	0	0	W	45-7	
11/18	at Falcons	P	2	0	2	0.0	0.0	0	0	0	0	0	0	1	0	0	0	0	0	0	0	0	0	0	W	25-0	
11/28	Titans	P	2	1	1	0.0	0.0	0	0	0	0	0	0	0	0	0	0	0	0	0	0	0	0	0	W	36-13	
12/06	at Bills	P	0	0	0	0.0	0.0	0	0	0	0	0	0	0	0	0	0	0	0	0	0	0	0	0	W	14-10	
12/18	at Colts																								L	17-27	
12/26	Bills																								L	21-33	
01/02	Jaguars																								W	50-10	
01/09	at Dolphins	P	1	1	0	0.0	0.0	0	0	0	0	0	0	0	0	0	0	0	0	0	0	0	0	0	L	24-33	
2021 TOTALS			12-1	20	14	6	0.0	0.0	0	0	1	0	0	0	5	0	0	0	0	1	1	0	0	0	0	10-7	

+ - Overtime

2020 GAME-BY-GAME REGULAR-SEASON STATISTICS (PATRIOTS)

DATE	OPPONENT	P/S	TACKLES						INTERCEPTIONS					O. FUMB				ST				MISC		SCORE					
			TK	S	A	SK	YDS	TFL	YDS	QBH	NO	YDS	LG	TD	PD	FF	FR	TD	YDS	TK	S	A	FF		FR	S	A	W/L	
09/13	Dolphins	P	2	2	0	0.0	0.0	0	0	0	0	0	0	0	0	0	0	0	0	0	0	0	0	0	0	0	0	W	21-11
09/20	at Seahawks	P	0	0	0	0.0	0.0	0	0	0	0	0	0	0	0	0	0	0	0	0	0	0	0	0	0	0	L	30-35	
09/27	Raiders	P	0	0	0	0.0	0.0	0	0	0	0	0	0	0	0	0	0	0	0	0	0	0	0	0	0	0	W	36-20	
10/05	at Chiefs	P	0	0	0	0.0	0.0	0	0	0	0	0	0	0	0	0	0	0	0	0	0	0	0	0	0	0	L	10-26	
10/18	Broncos	P	0	0	0	0.0	0.0	0	0	0	0	0	0	0	0	0	0	0	0	0	0	0	0	0	0	0	L	12-18	
10/25	49ers	P	0	0	0	0.0	0.0	0	0	0	0	0	0	0	0	0	0	0	1	1	0	0	0	0	0	0	L	6-33	
11/01	at Bills	P	1	0	1	0.0	0.0	0	0	0	0	0	0	0	0	0	0	0	0	0	0	0	0	0	0	0	L	21-24	
11/09	at Jets	P	1	1	0	0.0	0.0	0	0	0	0	0	0	0	0	0	0	0	0	0	0	0	0	0	0	0	W	30-27	
11/15	Ravens	P	0	0	0	0.0	0.0	0	0	0	0	0	0	0	0	0	0	0	1	1	0	0	0	0	0	0	W	23-17	
11/22	at Texans	P	2	1	1	0.0	0.0	0	0	0	0	0	0	0	0	0	0	0	0	0	0	0	0	0	0	0	L	20-27	
11/29	Cardinals	P	0	0	0	0.0	0.0	0	0	0	0	0	0	0	0	0	0	0	1	1	0	0	0	0	0	0	W	20-17	
12/06	at Chargers	P	2	2	0	0.0	0.0	0	0	0	0	0	0	0	0	0	0	0	0	0	0	0	0	0	0	0	W	45-0	
12/10	at Rams	P	0	0	0	0.0	0.0	0	0	0	0	0	0	0	0	0	0	0	0	0	0	0	0	0	0	0	L	3-24	
12/20	at Dolphins		ON INACTIVE LIST																				L	12-22					
12/28	Bills	P	1	1	0	0.0	0.0	0	0	0	0	0	0	0	0	0	0	0	0	0	0	0	0	0	0	0	L	9-38	
01/03	Jets	P	5	2	3	0.0	0.0	0	0	0	0	0	0	0	1	0	0	0	0	1	0	1	0	0	0	0	W	28-14	
2020 TOTALS		15-0	14	9	5	0.0	0.0	0	0	0	0	0	0	0	2	0	0	0	0	4	3	1	0	0	0	0	7-9		

2019 GAME-BY-GAME REGULAR-SEASON STATISTICS (PATRIOTS)

DATE	OPPONENT	P/S	TACKLES						INTERCEPTIONS					O. FUMB				ST				MISC		SCORE				
			TK	S	A	SK	YDS	TFL	YDS	QBH	NO	YDS	LG	TD	PD	FF	FR	TD	YDS	TK	S	A	FF		FR	S	A	W/L
09/08	Steelers		ON INACTIVE LIST																				W	33-3				
09/15	at Dolphins		INACTIVE																				W	43-0				
09/22	Jets	P	0	0	0	0.0	0.0	0	0	0	0	0	0	0	0	0	0	0	0	0	0	0	0	0	0	0	W	30-14
09/29	at Bills		INACTIVE																				W	16-10				
10/06	at Redskins	P	0	0	0	0.0	0.0	0	0	0	0	0	0	0	0	0	0	0	0	0	0	0	0	0	0	0	W	33-7
10/10	Giants		INACTIVE																				W	35-14				
10/21	at Jets	P	1	1	0	0.0	0.0	0	0	0	0	0	1	0	0	0	0	0	0	0	0	0	0	0	0	0	W	33-0
10/27	Browns		INACTIVE																				W	27-13				
11/03	at Ravens		INACTIVE																				L	20-37				
11/17	at Eagles	P	0	0	0	0.0	0.0	0	0	0	0	0	0	0	0	0	0	0	0	0	0	0	0	0	0	0	W	17-10
11/24	Cowboys	P	0	0	0	0.0	0.0	0	0	0	0	0	0	0	0	0	0	0	1	1	0	0	0	0	0	0	W	13-9
12/01	at Texans	P	0	0	0	0.0	0.0	0	0	0	0	0	0	0	0	0	0	0	0	0	0	0	0	0	0	0	L	22-28
12/08	Chiefs		INACTIVE																				L	16-23				
12/15	at Bengals	P	0	0	0	0.0	0.0	0	0	0	0	0	0	0	0	0	0	0	0	0	0	0	0	0	0	0	W	34-13
12/21	Bills	P	1	1	0	0.0	0.0	0	0	0	0	0	0	0	0	0	0	0	0	0	0	0	0	0	0	0	W	24-17
12/29	Dolphins	P	2	1	1	0.0	0.0	0	0	0	0	0	0	0	0	0	0	0	0	0	0	0	0	0	0	0	L	24-27
2019 TOTALS		9-0	4	3	1	0.0	0.0	0	0	0	0	0	0	1	0	0	0	0	1	1	0	0	0	0	0	0	12-4	

2021 GAME-BY-GAME POSTSEASON STATISTICS (PATRIOTS)

DATE	OPPONENT	P/S	TACKLES						INTERCEPTIONS					O. FUMB				ST				MISC		SCORE				
			TK	S	A	SK	YDS	TFL	YDS	QBH	NO	YDS	LG	TD	PD	FF	FR	TD	YDS	TK	S	A	FF		FR	S	A	W/L
01/15	at Bills	S	5	5	0	0.0	0.0	0	0	0	0	0	0	0	0	0	0	0	0	0	0	0	0	0	0	0	L	17-47
2021 TOTALS		1-1	5	5	0	0.0	0.0	0	0	0	0	0	0	0	0	0	0	0	0	0	0	0	0	0	0	0	0-1	

2019 GAME-BY-GAME POSTSEASON STATISTICS (PATRIOTS)

DATE	OPPONENT	P/S	TACKLES						INTERCEPTIONS					O. FUMB				ST				MISC		SCORE				
			TK	S	A	SK	YDS	TFL	YDS	QBH	NO	YDS	LG	TD	PD	FF	FR	TD	YDS	TK	S	A	FF		FR	S	A	W/L
01/04	Titans	P	0	0	0	0.0	0.0	0	0	0	0	0	0	0	0	0	0	0	1	1	0	0	0	0	0	0	L	13-20
2019 TOTALS		1-0	0	0	0	0.0	0.0	0	0	0	0	0	0	0	0	0	0	0	1	1	0	0	0	0	0	0	0-1	



DENNIS WONNUM



98

Ht: 6-5

Wt: 258

DOB: 10-31-97

College: South Carolina

Vikings Season: 4

NFL Season: 4

OUTSIDE LINEBACKER **Acquired:** D4a '20

2022 GP/GS

16/1

CAREER GP/GS

47/17

PLAYOFF GP/GS

1/0

KEY TRANSACTIONS

- Selected in the fourth round (117th overall) of the 2020 NFL Draft, the first of two DEs drafted by the Vikings.

OFF THE FIELD

- Brother, Dylan, plays OT for South Carolina.
- Graduated with bachelor's degree in sport and entertainment management in December 2019.

CAREER NOTES

- Saw first NFL action at Indianapolis (9/20/20).
- Is the highest-drafted edge rusher by the Vikings since Danielle Hunter (88th overall) out of LSU in the 2015 NFL Draft.
- The SEC had 63 players drafted in 2020 (four by the Vikings), the most by any league and 15 more than runner-up Big Ten.
- Started two games and led Vikings rookies with 3.0 sacks.
- Sacked 2020 NFL MVP Aaron Rodgers at Green Bay (11/1/20), one of only 20 sacks on the QB for the year, and helped Vikings hand Packers their only home loss of the regular season.

2022 - Minnesota Vikings

- In Week 1 against the Packers, he recorded two tackles, including 1.0 sack and one tackle for loss
- In Week 2 at Philadelphia, he recorded his 13th career sack, marking his seventh sack in the last six games.
- Sacked QB Justin Fields and forced a fumble in Week 5 against Chicago. Wonnum has tallied 6.5 sacks against the Bears through five games.
- Recorded his third sack of the season in Week 9 at Washington.
- Made his first start of the season in Week 18 at Chicago and recorded two tackles.

2021 - Minnesota Vikings

- Started in the first four games of the season.
- Recorded his first sack of the season against Jared Goff and the Lions (10/10).
- Matched a season-high three tackles against the Panthers (10/17).
- Sacked Jimmy Garoppolo (11/28), bringing his career sack total to 5.0.
- Posted another sack against Jared Goff (12/5), giving him a sack in consecutive games.
- Had a career day against the Bears, recording a career-high 3.0 sacks (12/20).
- Posted 2.0 sacks against the Bears in the season finale (1/9).
- Led the Vikings in 2021 with 8.0 sacks.

2020 - Minnesota Vikings

- Led all Vikings rookies with 3.0 sacks on the season.
- Was one of six rookie starters at New Orleans (12/25), matching a Vikings record for most rookies to start a game.
- Started season finale at Detroit (1/3/21) and had three tackles.
- Made two tackles at New Orleans in first career start (12/25).
- Had career-best five tackles vs. Chicago (12/20).
- Inactive vs. Jacksonville (12/6) with injury.
- Blocked a FG attempt vs. Carolina (11/29) in 28-27 win.
- Sacked Nick Foles at Chicago (11/16) on Monday Night Football.
- Notched a sack/FF on Aaron Rodgers to end the game at Green Bay (11/1) in Vikings 28-22 win.
- Had two tackles and a tackle for loss vs. Atlanta (10/18).
- Notched first career sack at Houston (10/4) when he caught Deshaun Watson for a 7-yard loss and added two tackles.
- Played vs. Tennessee (9/27), notching three tackles and a tackle for loss.

- Played in first career game at Indianapolis (9/20).
- Inactive for season-opener vs. Green Bay (9/13).

COLLEGE - SOUTH CAROLINA

- Appeared in 43 games with 30 starts, logging 137 career tackles with 14.0 sacks, 29.5 tackles for loss, one interception, five pass breakups, one forced fumble and one fumble recovery.
- A four-time SEC Defensive Player or Lineman of the Week.
- Two-time team captain (2017 and 2019) who was named a 2019 Second-Team All-SEC selection by the AP.
- Helped 2017 squad go 9-4 and beat Michigan in Outback Bowl.

PREP - STEPHENSON (GA)

- Named All-Region in as a senior at Stephenson High in Stone Mountain, an Atlanta suburb.
- Earned All-State honors at TE during his junior season.

D.J. WONNUM'S NFL REGULAR SEASON DEFENSIVE STATISTICS

DATE	TEAM	GP	GS	TACKLES						INTERCEPTIONS						O. FUMB				ST				MISC			
				TK	S	A	TFL	YDS	SK	YDS	QBH	NO	YDS	LG	TD	PD	FF	FR	TD	YDS	TK	S	A	FF	FR	S	A
2022	Vikings	16	1	34	23	11	5	21	4.0	28.0	10	0	0	0	0	0	1	0	0	0	0	4	4	0	0	0	0
2021	Vikings	17	14	47	29	18	7	63	8.0	77.0	15	0	0	0	4	1	0	0	0	0	0	0	0	0	0	0	
2020	Vikings	14	2	24	16	8	5	40	3.0	16.0	9	0	0	0	1	1	0	0	0	0	0	0	0	0	0	0	
NFL TOTALS		47	17	105	68	37	17	124	15.0	121.0	34	0	0	0	5	3	0	0	0	0	4	4	0	0	0	0	

D.J. WONNUM'S NFL POSTSEASON DEFENSIVE STATISTICS

DATE	TEAM	GP	GS	TACKLES						INTERCEPTIONS						O. FUMB				ST				MISC		
				TK	S	A	TFL	YDS	SK	YDS	QBH	NO	YDS	LG	TD	PD	FF	FR	TD	YDS	TK	S	A	FF	FR	S
2022	Vikings	1	0	2	1	1	0	0	0.0	0.0	0	0	0	0	0	0	0	0	0	0	0	0	0	0	0	0
NFL TOTALS		1	0	2	1	1	0	0	0.0	0.0	0	0	0	0	0	0	0	0	0	0	0	0	0	0	0	0

SINGLE-GAME HIGHS: DEFENSIVE

Total Tackles
Solo Tackles
Sacks

8 at CHI, Dec 20, 2021
 7 at CHI, Dec 20, 2021
 3.0 at CHI, Dec 20, 2021

Passes Defensed
Forced Fumbles

Tackles For Loss

2 vs. PIT, Dec 09, 2021
 1 at CHI, Dec 20, 2021
 ...1 more at 1.
 2 vs. CHI, Jan 09, 2022
 ...1 more at 2.

2022 GAME-BY-GAME REGULAR-SEASON STATISTICS (VIKINGS)

DATE	OPPONENT	P/S	TACKLES							INTERCEPTIONS					O. FUMB			ST		MISC		W/L	SCORE					
			TK	S	A	SK	YDS	TFL	YDS	QBH	NO	YDS	LG	TD	PD	FF	FR	TD	YDS	TK	S			A	FF	FR	S	A
09/11	Packers	P	2	2	0	1.0	5.0	1	5	1	0	0	0	0	0	0	0	0	0	0	0	0	0	0	0	0	W	23-7
09/19	at Eagles	P	2	2	0	1.0	8.0	1	8	1	0	0	0	0	0	0	0	0	0	0	1	1	0	0	0	0	L	7-24
09/25	Lions	P	1	1	0	0.0	0.0	0	0	2	0	0	0	0	0	0	0	0	0	0	0	0	0	0	0	W	28-24	
10/02	at Saints	P	6	4	2	0.0	0.0	1	0	0	0	0	0	0	0	0	0	0	0	0	0	0	0	0	0	W	28-25	
10/09	Bears	P	2	1	1	0.5	5.5	0	0	1	0	0	0	0	0	1	0	0	0	0	0	0	0	0	0	W	29-22	
10/16	at Dolphins		ON INACTIVE LIST																				W	24-16				
10/30	Cardinals	P	3	3	0	0.0	0.0	0	0	0	0	0	0	0	0	0	0	0	0	0	0	0	0	0	0	W	34-26	
11/06	at Commander s	P	1	1	0	1.0	8.0	1	8	2	0	0	0	0	0	0	0	0	0	0	0	0	0	0	0	W	20-17	
11/13	at Bills	P	1	1	0	0.0	0.0	0	0	0	0	0	0	0	0	0	0	0	0	1	1	0	0	0	0	W	33-30+	
11/20	Cowboys	P	4	3	1	0.0	0.0	0	0	0	0	0	0	0	0	0	0	0	0	1	1	0	0	0	0	L	3-40	
11/24	Patriots	P	0	0	0	0.0	0.0	0	0	0	0	0	0	0	0	0	0	0	0	0	0	0	0	0	0	W	33-26	
12/04	Jets	P	2	2	0	0.0	0.0	1	0	1	0	0	0	0	0	0	0	0	0	1	1	0	0	0	0	W	27-22	
12/11	at Lions	P	1	0	1	0.0	0.0	0	0	1	0	0	0	0	0	0	0	0	0	0	0	0	0	0	0	L	23-34	
12/17	Colts	P	3	1	2	0.0	0.0	0	0	0	0	0	0	0	0	0	0	0	0	0	0	0	0	0	0	W	39-36+	
12/24	Giants	P	1	0	1	0.5	1.5	0	0	1	0	0	0	0	0	0	0	0	0	0	0	0	0	0	0	W	27-24	
01/01	at Packers	P	3	1	2	0.0	0.0	0	0	0	0	0	0	0	0	0	0	0	0	0	0	0	0	0	0	L	17-41	
01/08	at Bears	S	2	1	1	0.0	0.0	0	0	0	0	0	0	0	0	0	0	0	0	0	0	0	0	0	0	W	29-13	
2022 TOTALS		16-1	34	23	11	4.0	28.0	5	21	10	0	0	0	0	0	1	0	0	0	4	4	0	0	0	0	0	13-4	

+ - Overtime

2021 GAME-BY-GAME REGULAR-SEASON STATISTICS (VIKINGS)

DATE	OPPONENT	P/S	TACKLES							INTERCEPTIONS					O. FUMB			ST		MISC		W/L	SCORE				
			TK	S	A	SK	YDS	TFL	YDS	QBH	NO	YDS	LG	TD	PD	FF	FR	TD	YDS	TK	S			A	FF	FR	S
09/12	at Bengals	S	2	1	1	0.0	0.0	0	0	0	0	0	0	0	0	0	0	0	0	0	0	0	0	0	0	L	24-27+
09/19	at Cardinals	S	1	1	0	0.0	0.0	0	0	0	0	0	0	0	0	0	0	0	0	0	0	0	0	0	0	L	33-34
09/26	Seahawks	S	2	1	1	0.0	0.0	0	0	0	0	0	0	0	0	0	0	0	0	0	0	0	0	0	0	W	30-17
10/03	Browns	S	1	1	0	0.0	0.0	0	0	0	0	0	0	0	0	0	0	0	0	0	0	0	0	0	0	L	7-14
10/10	Lions	P	3	1	2	1.0	9.0	1	9	2	0	0	0	0	0	0	0	0	0	0	0	0	0	0	0	W	19-17
10/17	at Panthers	P	3	0	3	0.0	0.0	0	0	0	0	0	0	0	0	0	0	0	0	0	0	0	0	0	0	W	34-28+
10/31	Cowboys	P	2	1	1	0.0	0.0	0	0	1	0	0	0	0	0	0	0	0	0	0	0	0	0	0	0	L	16-20
11/07	at Ravens	S	4	3	1	0.0	0.0	0	0	1	0	0	0	0	1	0	0	0	0	0	0	0	0	0	0	L	31-34+
11/14	at Chargers	S	0	0	0	0.0	0.0	0	0	1	0	0	0	0	0	0	0	0	0	0	0	0	0	0	0	W	27-20
11/21	Packers	S	1	1	0	0.0	0.0	0	0	0	0	0	0	0	0	0	0	0	0	0	0	0	0	0	0	W	34-31
11/28	at 49ers	S	4	2	2	1.0	10.0	1	10	1	0	0	0	0	0	0	0	0	0	0	0	0	0	0	0	L	26-34
12/05	at Lions	S	2	2	0	1.0	8.0	1	8	2	0	0	0	0	1	0	0	0	0	0	0	0	0	0	0	L	27-29
12/09	Steelers	S	2	0	2	0.0	0.0	0	0	0	0	0	0	0	2	0	0	0	0	0	0	0	0	0	0	W	36-28
12/20	at Bears	S	8	7	1	3.0	30.0	2	16	4	0	0	0	0	0	1	0	0	0	0	0	0	0	0	0	W	17-9
12/26	Rams	S	3	1	2	0.0	0.0	0	0	1	0	0	0	0	0	0	0	0	0	0	0	0	0	0	0	L	23-30
01/02	at Packers	S	2	2	0	0.0	0.0	0	0	0	0	0	0	0	0	0	0	0	0	0	0	0	0	0	0	L	10-37
01/09	Bears	S	7	5	2	2.0	20.0	2	20	2	0	0	0	0	0	0	0	0	0	0	0	0	0	0	0	W	31-17
2021 TOTALS		17-14	47	29	18	8.0	77.0	7	63	15	0	0	0	0	4	1	0	0	0	0	0	0	0	0	0	8-9	

+ - Overtime

2020 GAME-BY-GAME REGULAR-SEASON STATISTICS (VIKINGS)

DATE	OPPONENT	P/S	TACKLES							INTERCEPTIONS					O. FUMB				ST				MISC		SCORE		
			TK	S	A	SK	YDS	TFL	YDS	QBH	NO	YDS	LG	TD	PD	FF	FR	TD	YDS	TK	S	A	FF	FR		S	A
09/13	Packers		ON INACTIVE LIST																				L	34-43			
09/20	at Colts	P	1	1	0	0.0	0.0	0	0	0	0	0	0	0	0	0	0	0	0	0	0	0	0	0	0	L	11-28
09/27	Titans	P	3	2	1	0.0	0.0	1	19	0	0	0	0	0	0	0	0	0	0	0	0	0	0	0	L	30-31	
10/04	at Texans	P	1	1	0	1.0	7.0	1	7	1	0	0	0	0	0	0	0	0	0	0	0	0	0	0	W	31-23	
10/11	at Seahawks	P	0	0	0	0.0	0.0	0	0	0	0	0	0	0	0	0	0	0	0	0	0	0	0	0	L	26-27	
10/18	Falcons	P	2	2	0	0.0	0.0	1	2	0	0	0	0	0	0	0	0	0	0	0	0	0	0	0	L	23-40	
11/01	at Packers	P	1	1	0	1.0	0.0	0	0	2	0	0	0	0	0	1	0	0	0	0	0	0	0	0	W	28-22	
11/08	Lions	P	0	0	0	0.0	0.0	0	0	1	0	0	0	0	0	0	0	0	0	0	0	0	0	0	W	34-20	
11/16	at Bears	P	2	2	0	1.0	9.0	1	9	3	0	0	0	0	0	0	0	0	0	0	0	0	0	0	W	19-13	
11/22	Cowboys	P	1	1	0	0.0	0.0	0	0	0	0	0	0	0	0	0	0	0	0	0	0	0	0	0	L	28-31	
11/29	Panthers	P	1	0	1	0.0	0.0	0	0	1	0	0	0	0	1	0	0	0	0	0	0	0	0	0	W	28-27	
12/06	Jaguars		ON INACTIVE LIST																				W	27-24+			
12/13	at Buccaneers	P	2	1	1	0.0	0.0	1	3	0	0	0	0	0	0	0	0	0	0	0	0	0	0	0	L	14-26	
12/20	Bears	P	5	2	3	0.0	0.0	0	0	0	0	0	0	0	0	0	0	0	0	0	0	0	0	0	L	27-33	
12/25	at Saints	S	2	1	1	0.0	0.0	0	0	1	0	0	0	0	0	0	0	0	0	0	0	0	0	0	L	33-52	
01/03	at Lions	S	3	2	1	0.0	0.0	0	0	0	0	0	0	0	0	0	0	0	0	0	0	0	0	0	W	37-35	
2020 TOTALS		14-2	24	16	8	3.0	16.0	5	40	9	0	0	0	0	1	1	0	0	0	0	0	0	0	0	0	7-9	

+ - Overtime

2022 GAME-BY-GAME POSTSEASON STATISTICS (VIKINGS)

DATE	OPPONENT	P/S	TACKLES							INTERCEPTIONS					O. FUMB				ST				MISC		SCORE	
			TK	S	A	SK	YDS	TFL	YDS	QBH	NO	YDS	LG	TD	PD	FF	FR	TD	YDS	TK	S	A	FF	FR		S
01/15	Giants	P	2	1	1	0.0	0.0	0	0	0	0	0	0	0	0	0	0	0	0	0	0	0	0	0	L	24-31
2022 TOTALS		1-0	2	1	1	0.0	0.0	0	0	0	0	0	0	0	0	0	0	0	0	0	0	0	0	0	0-1	



RYAN WRIGHT



14

PUNTER

Ht: 6-3

DOB: 6-1-00

Vikings Season: 2

Acquired: UDFA '22

Wt: 245

College: Tulane

NFL Season: 2

2022 GP/GS

17/0

CAREER GP/GS

17/0

PLAYOFF GP/GS

1/0

KEY TRANSACTIONS

- Signed with the Minnesota Vikings as an undrafted free agent on 5/1/22.

OFF THE FIELD

- Has one younger sister, Mackenzie.
- Management and marketing major.

HONORS

- NFC Special Teams Player of the Week (Week 6, 2022).

CAREER NOTES

2022 - Minnesota Vikings

- Recorded a career-high 58 yard punt in Week 2 at Philadelphia.
- Completed first fake punt pass to Jalen Nailor for the Vikings since December 2, 2007 (Chris Kluwe 27 yd pass to Jeff Dugan).
- Named NFC Special Teams Player of the Week (10/16 at Miami). Punted 10 times for 441 yards for a gross average of 44.1 and a net average of 43.9 in Week 6 at Miami. Wright also booted a 73-yard punt, marking the seventh longest in franchise history.
- Recorded five punts for 233 yards (46.6) and a net average of 44.0.
- Punted the ball six times in Week 9 at Washington for a gross average of 51.7 and a net average of 43.5.
- Punted the ball three times for 153 yards (53.0) and a net average of 37.0 in Week 14 at Detroit.
- Punted the ball five times for 231 yards (46.2) and a net average of 38.5 in Week 15 against the Colts.

COLLEGE - TULANE

- Appeared in 11 games for the Green Wave in 2020, recording 16 punts over 50 yards and 17 inside the 20.
- Appeared in every game for Tulane in 2019. Recorded season-long 61-yard punt against Houston.
- Had 100+ yard game against South Carolina (101) and Ole Miss (117) in 2020.
- Earned Freshman All-America honors from 247Sports.com in 2018.
- Played in all but two games for the Green Wave in 2018, starting as a backup punter but slowly transitioning into the team's top punter.

PREP - CALIFORNIA (CA)

- Played quarterback in high school before moving to punter.

RYAN WRIGHT'S NFL REGULAR SEASON PUNTING STATISTICS

DATE	TEAM	GP	NO.	YDS.	AVG.	OPP. RET.	YDS.	NET YDS.	AVG.	TB	IN20	LG	BK
2022	Vikings	17	73	3,457	47.4	38	293	3,144	42.5	1	32	73	1
NFL TOTALS		17	73	3,457	47.4	38	293	3,144	42.5	1	32	73	1

RYAN WRIGHT'S NFL POSTSEASON PUNTING STATISTICS

DATE	TEAM	GP	REGULAR SEASON					POSTSEASON						
			NO.	YDS.	AVG.	OPP. RET.	YDS.	NET YDS.	AVG.	TB	IN20	LG	BK	
2022	Vikings	1	3	164	54.7	2	17	147	49.0	0	2	61	0	
NFL TOTALS		1	3	164	54.7	2	17	147	49.0	0	2	61	0	

SINGLE-GAME HIGHS: PUNTER

Punts	10 at MIA, Oct 16, 2022	Net Punting Yards	439 at MIA, Oct 16, 2022
Gross Punting Yards	441 at MIA, Oct 16, 2022	Net Punting Avg	49.0 vs. NE, Nov 24, 2022
Gross Punting Avg	53.0 at DET, Dec 11, 2022	Inside the 20	6 at MIA, Oct 16, 2022

2022 GAME-BY-GAME REGULAR-SEASON STATISTICS (VIKINGS)

DATE	OPPONENT	GP	NO.	YDS.	AVG.	OPP. RET.	YDS.	NET YDS.	AVG	TB	IN20	LG	BK	W/L	SCORE
09/11	Packers	P	5	232	46.4	1	12	220	44.0	0	3	56	0	W	23-7
09/19	at Eagles	P	5	246	49.2	3	14	232	46.4	0	3	58	0	L	7-24
09/25	Lions	P	3	156	52.0	2	23	133	44.3	0	1	58	0	W	28-24
10/02	at Saints	P	3	126	42.0	1	2	124	41.3	0	2	51	0	W	28-25
10/09	Bears	P	1	15	15.0	0	0	15	15.0	0	0	15	0	W	29-22
10/16	at Dolphins	P	10	441	44.1	3	2	439	43.9	0	6	73	0	W	24-16
10/30	Cardinals	P	5	233	46.6	3	13	220	44.0	0	2	58	0	W	34-26
11/06	at Commanders	P	6	310	51.7	5	41	269	44.8	0	2	61	0	W	20-17
11/13	at Bills	P	3	149	49.7	3	25	124	41.3	0	0	59	0	W	33-30+
11/20	Cowboys	P	7	338	48.3	4	34	304	43.4	0	4	58	0	L	3-40
11/24	Patriots	P	3	158	52.7	2	11	147	49.0	0	3	59	0	W	33-26
12/04	Jets	P	6	292	48.7	3	37	255	42.5	0	2	63	0	W	27-22
12/11	at Lions	P	3	159	53.0	2	48	111	37.0	0	1	64	0	L	23-34
12/17	Colts	P	5	231	46.2	1	0	231	38.5	0	2	63	1	W	39-36+
12/24	Giants	P	5	241	48.2	2	8	213	42.6	1	1	57	0	W	27-24
01/01	at Packers	P	2	95	47.5	2	25	70	35.0	0	0	55	0	L	17-41
01/08	at Bears	P	1	35	35.0	1	-2	37	37.0	0	0	35	0	W	29-13
2022 TOTALS		17	73	3,457	47.4	38	293	3,144	42.5	1	32	73	1	13-4	

+ - Overtime

2022 GAME-BY-GAME POSTSEASON STATISTICS (VIKINGS)

DATE	OPPONENT	GP	NO.	YDS.	AVG.	OPP. RET.	YDS.	NET YDS.	AVG	TB	IN20	LG	BK	W/L	SCORE
01/15	Giants	P	3	164	54.7	2	17	147	49.0	0	2	61	0	L	24-31
2022 TOTALS		1	3	164	54.7	2	17	147	49.0	0	2	61	0	0-1	



JORDAN ADDISON



3

WIDE RECEIVER

Ht: 5-11

Wt: 175

DOB: 1-27-02

College: USC

Vikings Season: Rookie **NFL Season:** Rookie

Acquired: D1 '23

2022 GP/GS

0/0

CAREER GP/GS

0/0

PLAYOFF GP/GS

0/0

KEY TRANSACTIONS

- Drafted in the first round (23rd overall) of the 2023 NFL Draft out of USC, becoming the sixth Vikings first-round pick from USC, the most of any school.

OFF THE FIELD

- Son of Keisha Blackman and Rolando Addison.
- Has six brothers and three sisters.

CAREER NOTES

- 10th USC wide receiver drafted in the first round in franchise history, and the first Trojan WR to go in the first round since Nelson Agholor in 2015. He was the ninth WR drafted by the Vikings in the first round.

COLLEGE - PITTSBURGH/USC

- Transferred to USC before the 2022 season, catching 59 passes for 875 yards receiving and eight touchdowns.
- In his two-year career at Pittsburgh (2021-22), he had 160 receptions for 2,259 yards (14.1 average) with 21 touchdowns, plus 75 carries for 114 yards (7.1 avg) and a touchdown, 14 punt returns for 200 yards (14.3 avg), two kickoff returns for 39 yards (19.5 avg) and a tackle.
- As a freshman for the Panthers in 2020, he appeared in 10 games, making eight starts, totaling 60 receptions for 666 yards (11.1 avg) with four touchdowns, all team-high marks.
- Also had nine carries for 58 yards (6.4 avg), two punt returns for 15 yards (7.5 avg), two kickoff returns for 39 yards (19.5 avg) and a tackle. His 6.0 catches per game and 60 receptions were the most nationally by a freshman.

HONORS

- First-Team All-Pac-12 (2022)
- Biletnikoff Award (2021)
- Consensus All-American (2021)
- Associated Press First-Team All-American (2021)
- Football Writers Association of America First-Team All-American (2021)
- Sporting News First-Team All-American (2021)
- Walter Camp First-Team All American (2021)
- All-Atlantic Coast Conference First Team (2021)
- All-Atlantic Coast Conference Third-Team All-Purpose (2021)
- Freshman All-American by The Athletic, Rivals.com and 247Sports.com (2020)
- All-ACC Honorable Mention (2020)
- ACC Rookie of the Year runner-up (2020)

PREP - TUSCARORA

- Rated the nation's No. 21 wide receiver by 247Sports, No. 6 overall prospect in Maryland by 247Sports, No. 12 by ESPN and No. 21 by Rivals.
- Made 2019 Baltimore Touchdown Club "Super 22" and All-Area as a senior wide receiver, quarterback and defensive back at Tuscarora High.
- Hauled in 25 receptions for 544 yards (21.8 avg) and eight touchdowns in 2019.



MEKHI BLACKMON

(muh-KYE)



11

CORNERBACK

Ht: 5-11

Wt: 178

DOB: 3-18-99

College: USC

Vikings Season: Rookie **NFL Season:** Rookie

Acquired: D3 '23

2022 GP/GS

0/0

CAREER GP/GS

0/0

PLAYOFF GP/GS

0/0

KEY TRANSACTIONS

- Drafted in the third round (102nd overall) of the 2023 NFL Draft out of USC.

OFF THE FIELD

- Currently working on his master's degree in gerontology at USC.
- Cousin, Nashon Wright, is a cornerback for the Dallas Cowboys.
- Also played basketball in high school.
- Was teammates with Vikings 2023 first-round pick Jordan Addison at USC.

COLLEGE - COLLEGE OF SAN MATEO/COLORADO/USC

- In 2022 at USC, registered 66 total tackles (45 solo), 15 passes defensed, three interceptions, one forced fumble and one fumble recovery.
- Transferred to USC prior to the 2022 season from Colorado.
- In his four-year career at Colorado (2018-21), he had 87 tackles, including three for loss and two sacks, 13 pass breakups, two interceptions and a fumble recovery while appearing in 25 games, including 19 starts.
- Attended College of San Mateo in 2017 and had 20 tackles, an interception, pass breakup and fumble recovery as a freshman.
- During his time at College of San Mateo, the team went 11-2, its winningest record in program history, and advanced to the state championship game.

HONORS

- All-Pac-12 Honorable Mention (2021)
- Pro Football Focus All-Pac-12 Third Team (2021)

PREP - MENLO-ATHERTON

- Made the 2016 San Francisco Chronicle All-Metro Honorable Mention and all-conference as a senior wide receiver and defensive back at Menlo-Atherton High School in Atherton (Calif.).
- In 2016, he had 23 receptions for 620 yards (27.0 avg) with nine touchdowns on offense and six interceptions on defense.



JAREN HALL



16

QUARTERBACK

Ht: 6-0

Wt: 207

DOB: 3-24-98

College: BYU

Vikings Season: Rookie **NFL Season:** Rookie

Acquired: D5b '23

2022 GP/GS

0/0

CAREER GP/GS

0/0

PLAYOFF GP/GS

0/0

KEY TRANSACTIONS

- Drafted in the fifth round (164th overall) of the 2023 NFL Draft out of BYU.

OFF THE FIELD

- Majored in exercise & wellness.
- Served a full-time mission in Roseville, Calif.
- Son Kalin and Hollie Hall. Father played running back at BYU (1992-93) and mother was a gymnast at BYU (1993).
- Brother, KJ, also played running back at BYU (2015-17).
- Brother, Kyson, currently plays wide receiver for BYU.
- Married to former Utah Valley soccer player Breanna McCarter (2014-18) and they have a daughter Jayda born in 2021.
- Played varsity basketball in high school.
- Plays golf in his free time.

COLLEGE - BYU

- Hall played quarterback at BYU from 2018-22 and appeared in 31 games, including 25 starts.
- Served as BYU's starting quarterback over his final two seasons in 2021 and 2022.
- Finished No. 1 at BYU in career interception avoidance percentage with 52 touchdowns to 11 interceptions and a pass efficiency rating of 65.2% (tied with Steve Young for No. 4 all-time at BYU). He racked up 6,174 total-passing yards.
- A dual-threat quarterback, registering 796 yards on the ground with 181 carries and nine touchdowns.
- Pass efficiency rating of 158.2 (No. 4 all-time at BYU).
- Also played on the BYU's baseball team in 2019 and 2020 as an outfielder, playing in 27 games during the 2019 season, including eight starts in the outfield.
- Hit .400 in five games, with three starts during the shortened 2020 COVID season.

HONORS

- Independent Offensive Player of the Year (2022)
- Independent Quarterback of the Year (2022)
- All-Independent First Team by College Football Network (2022)
- Phil Steele All-Independent First Team (2021, 2022)
- Pro Football Network Independent Quarterback of the Year (2021).

HIGH SCHOOL - MAPLE MOUNTAIN

- Earned Deseret News 4A Honorable Mention and Region 8 First Team in 2014 and 2015.
- Selected as Maple Mountain's 2015 Offensive Football Player of the Year.
- For his high school career, he had 5,109 yards passing and 52 touchdowns.
- Rated the No. 3 quarterback in Utah by Scout, and Rivals ranked him the No. 20 dual-threat quarterback in the nation in the 2016 class.



DEWAYNE MCBRIDE



37

RUNNING BACK

Ht: 5-10

Wt: 209

DOB: 7-8-01

College: UAB

Vikings Season: Rookie **NFL Season:** Rookie

Acquired: D7'23

2022 GP/GS

0/0

CAREER GP/GS

0/0

PLAYOFF GP/GS

0/0

KEY TRANSACTIONS

- Drafted in the seventh round (No. 222 overall) of the 2023 NFL Draft out of UAB.

OFF THE FIELD

- Son of DeWayne McBride and Melissa Hill.

COLLEGE - UAB

- Finished the 2022 regular season as the nation's leading rusher (1,713) and also led the nation in rushing yards per game (155.7) and yards per carry (7.35).
- Second in the nation in rushing touchdowns with 19 in 2022.
- Rushed for more than 100 yards in 10 of 11 games, including three 200-yard games in 2022.
- Was named the C-USA Offensive Player of the Week three times during the 2022 season.
- In 13 games in 2021, had 204 carries for 1,371 yards and 13 touchdowns, averaging 6.72 yards per carry, the fifth-highest average in the nation.
- Had 47 carries for 439 yards and four touchdowns in six games as a freshman in 2020.

HONORS

- Walter Camp Second-Team All-American (2022)
- Pro Football Focus Second-Team All-American (2022)
- The Sporting News Second-Team All-American (2022)
- Associated Press Third-Team All-American (2022)
- Phil Steele Third-Team All-American (2022)
- Conference USA Offensive Player of the Year (2022)
- Doak Walker Award Semifinalist (2022, Only G5 Player)
- Maxwell Award Semifinalist (2022, Only G5 Player)
- Second-Team All-Conference USA (2021)

HIGH SCHOOL - VANGUARD

- Rated a three-star prospect.
- Played for Coach Edwin Farmer at Vanguard High School (Fla.)



JAQUELIN ROY

(juh-KWAY-lin)

78

DEFENSIVE LINEMAN

Ht: 6-3

DOB: 10-22-00

Vikings Season: Rookie

Acquired: D5a '23

Wt: 305

College: LSU

NFL Season: Rookie



2022 GP/GS

0/0

CAREER GP/GS

0/0

PLAYOFF GP/GS

0/0

KEY TRANSACTIONS

- Drafted in the fifth round (141st overall) of the 2023 NFL Draft out of LSU.

OFF THE FIELD

- Played his high school football games just steps away from LSU's Charles McClendon Practice Facility.
- Majored in sports administration.

COLLEGE - LSU

- Baton Rouge product who emerged as a defensive line standout for the Tigers as a junior.
- Opted to forgo his senior season and entered the 2023 NFL Draft.
- Appeared in 35 games with 13 starts, including 12 as a junior in 2022.
- 97 career tackles to go with 13.5 tackles for loss and four sacks.
- Recovered three fumbles and had eight quarterback hurries during his Tiger tenure.

HIGH SCHOOL - UNIVERSITY HIGH

- Won back-to-back state titles with U-High in 2017 and 2018, as the Cubs went undefeated both years.
- Four-star prospect by 247Sports and Rivals.
- Ranked No. 71 on the ESPN-300 list.
- The top recruit in the state of Louisiana by 247Sports.
- Listed as the nation's fifth-best defensive tackle and the No. 49 overall prospect by 247Sports.
- As a senior, had 96 tackles, 17 tackles for loss and nine sacks as the Cubs advanced to the state semifinals.
- Coached by Andy Martin.



JAY WARD



20

SAFETY

Ht: 6-1

Wt: 188

DOB: 7-13-00

College: LSU

Vikings Season: Rookie **NFL Season:** Rookie

Acquired: D4 '23

2022 GP/GS

0/0

CAREER GP/GS

0/0

PLAYOFF GP/GS

0/0

KEY TRANSACTIONS

- Drafted in the fourth round (134th overall) of the 2023 NFL Draft out of LSU.

OFF THE FIELD

- Older brother Johnny Ward played football at South Florida.
- Majored in interdisciplinary studies.

COLLEGE - LSU

- Versatile defensive back who played safety, cornerback and nickel back during his LSU career.
- Made 46 career appearances with 23 starts and registered 164 tackles, 3.5 tackles for loss and six interceptions.
- Developed into a leader in the secondary for the Tigers and served as an extra "coach" on the field.
- Had breakout season in 2021, ranking among team leaders in tackles with 71, and followed that with 60 tackles as a senior in 2022.
- Also thrived on special teams - blocked a fourth-quarter field goal against Arkansas that helped preserve a LSU win in 2020. Also had a blocked field goal against Auburn in 2021.

HONORS

- Senior Bowl Participant (2023)
- SEC Defensive Player of the Week vs. Mississippi State (2022)
- SEC Academic Honor Roll (2020)

HIGH SCHOOL - COLQUITT COUNTY

- Led his team to a 14-1 record and an appearance in the Georgia 7A State Championship as a senior.
- Capped his senior season with 50 tackles and six interceptions.
- As a junior, recorded 46 tackles, 12 pass breakups and four interceptions.
- Amassed 11-career interceptions.



JUNIOR
AHO



73

DEFENSIVE LINEMAN

Ht: 6-4

DOB: 2-21-99

Vikings Season: Rookie

Acquired: IPP '23

Wt: 272

College: SMU

NFL Season: Rookie

0 GP/GS

0/0

CAREER GP/GS

0/0

PLAYOFF GP/GS

0/0

KEY TRANSACTIONS

- Joined the Vikings through the NFL's International Pathway Program in 2023 as the NFL's only French athlete.

OFF THE FIELD

- Born and raised in Nice, France

COLLEGE - NEW MEXICO MILITARY/SMU

- Played in all 13 games, making one start in 2022. Registered 23 tackles (13 solo), including two sacks for 11 yards. Also added a forced fumble and three pass breakups.
- Saw action in all 12 games in 2021. Registered three tackles (one solo).
- Played in all 10 games, making one start in 2020. Registered 18 tackles (11 solo), 5.5 tackles for loss for 16 yards and a team-high 4.0 sacks for 14 yards. Also had one forced fumble.
- Played in 10 games at New Mexico Military in 2019 and registered 40 tackles, including 5.5 sacks, and two forced fumbles.
- Helped NMML to an appearance in the SWJCFC Championship Game.

HONORS

- Annette Caldwell Simmons School of Education and Human Development Sport Performance Leadership Departmental Distinction (2021)
- American Athletic Conference All-Academic Team (2021)
- American Athletic Conference All-Academic Team (2020)
- SMU Honor Roll (Fall 2020)

PREP - DAUPHINS DE NICE

- Three-star recruit by 247sports.com and two-star by Rivals.com.
- Chose SMU over offers from Nebraska, Minnesota, Louisiana Tech and others.



ALAN
ALI
(uh-LAWN uh-LEE)



66

Ht: 6-4

Wt: 301

DOB: 9-11-98

College: TCU

Vikings Season: Rookie **NFL Season:** Rookie

Acquired: UDFA '23

OFFENSIVE LINEMAN

2022 GP/GS

0/0

CAREER GP/GS

0/0

PLAYOFF GP/GS

0/0

KEY TRANSACTIONS

- Joined the Vikings as an undrafted free agent in 2023.

OFF THE FIELD

- Born and raised in Fort Worth, Texas.
- First name is pronounced uh-LAWN.

COLLEGE - SMU/TCU

- Started all 15 games at center in 2022, and played a major role in TCU reaching the College Football Playoff National Championship
- Played 1,017 snaps, ranking fourth in TCU history.
- Played in 10 games for SMU in 2021. Started at three different position over the opening eight games of the season.
- Started all 10 games at center in 2020. Helped the Mustangs to national rankings in red zone offense (92.0%).
- Started all 13 games in 2019, blocking for an offense that ranked seventh nationally in scoring (41.8 points per game).
- Played in 12 games with eight starts his redshirt freshman year.

HONORS

- NFLPA Collegiate Bowl (2023)
- First-Team All-Big 12 (2022)
- Associated Press First-Team All-Big 12 (2022)
- Honorable-Mention Big 12 Offensive Newcomer of the Year (2022)
- Second-Team All-American Athletic Conference (2021)
- American Athletic Conference All-Academic Team (2020)
- American Athletic Conference All-Academic Team (2019)
- American Athletic Conference All-Academic Team (2018)

PREP - TIMBER CREEK

- Three-star recruit per ESPN, 247Sports and Rivals.
- AP Honorable-Mention All-State as a senior.
- First-team All-District 3-6A as a senior.



CALVIN AVERY



69

DEFENSIVE LINEMAN

Ht: 6-1

DOB: 9-4-99

Vikings Season: Rookie

Acquired: UDFA '23

Wt: 343

College: Illinois

NFL Season: Rookie

2022 GP/GS

0/0

CAREER GP/GS

0/0

PLAYOFF GP/GS

0/0

KEY TRANSACTIONS

- Joined the Vikings as an undrafted free agent in 2023.

OFF THE FIELD

- Born and raised in Dallas, Texas.
- Majored in sociology.

COLLEGE - ILLINOIS

- Played in all 13 games, making 12 starts at nose tackle. Registered 24 tackles, 2.0 tackles for loss, one pass breakup, two quarterback hurries and one forced fumble.
- Played in 11 games with two starts in 2021. Registered 11 tackles, 1.5 TFLs and one-half sack on the season.
- Saw action in seven games with two starts in 2020. Recorded 14 tackles and 1.0 sack.
- Played in 12 games at defensive tackle in 2019, registering eight tackles, 1.0 TFL and one blocked kick.
- Played all 12 games in 2018 as a freshman. He had 18 tackles, 1.5 TFLs and one blocked kick on the season.

PREP - BISHOP DUNNE

- Four-star recruit by 247Sports, ESPN and Rivals.
- Ranked No. 156 recruit in the nation by Rivals, No. 232 by ESPN and No. 299 by 247Sports.
- Ranked No. 9 defensive tackle in the nation by Rivals, No. 16 by ESPN and No. 23 by 247Sports.
- Verbally committed to Illinois in August 2017.
- Offers included Arizona State, Arkansas, Cal, Colorado, Florida State, Indiana, Missouri, Nebraska, Notre Dame, Oklahoma, Oklahoma State, Oregon State, TCU, Texas, Texas A&M, Texas Tech, USC and Washington.



ABRAHAM BEAUPLAN



39

LINEBACKER

Ht: 6-2

DOB: 2-3-00

Vikings Season: Rookie

Acquired: UDFA '23

Wt: 235

College: Marshall

NFL Season: Rookie

2022 GP/GS

0/0

CAREER GP/GS

0/0

PLAYOFF GP/GS

0/0

KEY TRANSACTIONS

- Joined the Vikings as an undrafted free agent in 2023.

OFF THE FIELD

- Born and raised in Boynton Beach, Fla.

COLLEGE - NAVARRO JC/MARSHALL

- In 2021, racked up 110 tackles, 11 tackles for loss, 2.5 sacks and a forced fumble.
- During his first season at Marshall in 2020, had 5.5 tackles for loss and forced three fumbles.
- Prior to Marshall, played at Navarro Junior College.
- Navarro's leading tackler in 2022 with 133 stops, 10.5 tackles for loss, 3.5 sacks, four forced fumbles, two fumble recoveries and one pass breakup.
- Saw action in nine games as a freshman for Navarro, where he amassed 43 tackles, a sack and forced fumble.
- Played both outside and middle linebacker at Navarro, where he ran a time of 4.59 in the 40-yard dash.

PREP - BOYNTON BEACH HIGH SCHOOL

- Rated a three-star prospect by Rivals.com and 247Sports.com out of Boynton Beach High School.
- Offered by Georgia Tech, Indiana, Pittsburgh, Florida Atlantic, Middle Tennessee, UMass and Bethune-Cookma.



ANDRE CARTER II



55

Ht: 6-6

Wt: 256

DOB: 3-28-00

College: Army

Vikings Season: Rookie **NFL Season:** Rookie

OUTSIDE LINEBACKER

Acquired: UDFA '23

0 GP/GS

0/0

CAREER GP/GS

0/0

PLAYOFF GP/GS

0/0

KEY TRANSACTIONS

- Joined the Vikings as a UDFA in 2023.

OFF THE FIELD

- Born and raised in Missouri City, Texas.

COLLEGE - ARMY

- Finished his Army career with 20.0 career sacks, second most in Army history.
- Played in 10 games in 2022. Logged 41 total tackles (21 solo), 3.5 sacks, 7.0 tackles for loss, and two pass breakups.
- Finished No. 2 in the FBS with a school-record 15.5 sacks in 2021, becoming Army's first All-American in 31 years (Third Team).
- Played in 10 games for Army, making two starts as a sophomore. Totaled 14 tackles, one interception, 1.0 sack and one forced fumble.

College - Honors

- NFL Combine Participant
- Reese's Senior Bowl Participant
- Phil Steele All-Independent First-Team Defense
- *Sporting News* Preseason All-American Second Team
- Phil Steele Preseason All-American Team
- Phil Steele Preseason All-Independent Team
- Bronko Nagurski Watch List
- Walter Camp Player of the Year Watch List
- Bednarik Award Watch List
- Lombardi Award Watch List
- Pro Football Network Preseason All-America
- CBS Sports All-American
- Third-Team *AP* All-American
- Phil Steele Second-Team All-American
- Phil Steele All-Independent First-Team Defense
- Pro Football Network's All-Independent Defensive Player of the Year
- Pro Football Network's Independent Defensive Lineman of the Year
- Pro Football Network's First-Team All-Independent at the edge position

HIGH SCHOOL - CHESHIRE ACADEMY

- Played for several high school programs.
- Attended Cheshire Academy for a fifth high school season/prep school.



JACKY CHEN



63

OFFENSIVE LINEMAN

Ht: 6-4

DOB: 6-17-00

Vikings Season: Rookie

Acquired: UDFA '23

Wt: 302

College: Pace

NFL Season: Rookie

2022 GP/GS

0/0

CAREER GP/GS

0/0

PLAYOFF GP/GS

0/0

KEY TRANSACTIONS

- Joined the Vikings as an undrafted free agent in 2023.

OFF THE FIELD

- Born and raised in Port Jefferson, N.Y.
- Majored in International Management.

COLLEGE - NEW MEXICO MILITARY/SMU

- Started all 10 games on the offensive line in 2021.
- Appeared in nine games, making eight starts in 2019. Helped Pace to 3,700-plus total yards of offense, 22 passing touchdowns and 20 rushing touchdowns.
- Appeared in two contests on the O-line in 2018 as a freshman.

PREP - PORT JEFFERSON

- Two-year varsity starter.
- Received All-League and All-Division accolades.
- Made 46 tackles during senior year.



CHARLES COLDON JR.



35

CORNERBACK

Ht: 6-1

Wt: 180

DOB: 9-3-98

College: Oklahoma

Vikings Season: Rookie **NFL Season:** Rookie

Acquired: UDFA '23

0 GP/GS

0/0

CAREER GP/GS

0/0

PLAYOFF GP/GS

0/0

KEY TRANSACTIONS

- Joined the Vikings as an undrafted free agent in 2023.

OFF THE FIELD

- Born and raised in Belleville, Ill.
- Graduated from Wyoming with a degree in American studies.
- Majored in African and African American studies at Oklahoma.

COLLEGE - WYOMING/OKLAHOMA

- In 2022 at Oklahoma, played in 12 games and started each of the last four. Led team and tied for 22nd nationally with four interceptions (returned for 32 yards). Totaled 43 tackles, 2.0 tackles for loss and team-high-tying six pass breakups.
- Transferred to Oklahoma prior to the 2022 season from Wyoming.
- Started all 13 games. Registered 67 total tackles (48 solo) with 4.5 for loss. Led the team with 902 snaps and 10 pass breakups.
- Started in all six of Wyoming's games in a shortened 2020 season. Finished with 26 total tackles (17 solo), a team-high two interceptions and one pass breakup.
- Started in three contests in 2019, recording 14 total tackles.
- Appeared in three games in 2018. Made eight total tackles and had one pass breakup.

HONORS

- All-Big 12 Honorable Mention (2022).
- Second-team All-Mountain West (2021).

HIGH SCHOOL - MENLO-ATHERTON HIGH

- Three-star cornerback according to Rivals.
- Credited with 126 total tackles and four interceptions in his career at Althoff Catholic High School.
- Registered career averages of 18.1 yards per reception and 87.6 yards per game.
- Recorded both kickoff and punt return touchdowns in his final two years.
- Earned Class 4A First-Team All-State honors as a wideout his senior season.



WILSON HUBER



57

LINEBACKER

Ht: 6-4

DOB: 7-4-98

Vikings Season: Rookie

Acquired: UDFA '23

Wt: 241

College: Cincinnati

NFL Season: Rookie

2022 GP/GS

0/0

CAREER GP/GS

0/0

PLAYOFF GP/GS

0/0

KEY TRANSACTIONS

- Joined the Vikings as an undrafted free agent in 2023.

OFF THE FIELD

- Born and raised in Indianapolis, Ind.
- Received both a bachelor's degree and master's degrees in finance, while earning his real estate license.

COLLEGE - CINCINNATI

- Team captain who started all 13 games at linebacker in 2022. Recorded a career-high 54 tackles (21 solo) with 6.5 tackles for loss and one sack in his first season as a starter. Led the nation's 17th-best red zone defense.
- Appeared in all 14 games as a reserve linebacker and special teams ace, registering 15 tackles (nine solo) with four TFLs and three sacks.
- Played in eight games during the 2020 season. Totaled five tackles and a sack.
- Played in all 13 games in 2018, mostly on special teams but also saw time at tight end. Totaled three tackles, all coming on kickoff.
- One of the most versatile players on the squad, playing in all 14 games and saw time on offense, defense and special teams. Tied for the lead on Cincinnati's special teams units with seven stops, five on kickoff and two on punt coverage.

HONORS

- Second Team Academic All-American (2022)
- Two-Time Academic All-District (2021-2022).
- AAC All-Academic Team (2019)

HIGH SCHOOL - FRANKLIN CENTRAL

- Tabbed as a three-star recruit by 247Sports and Scout.
- Caught 78 passes for 996 yards and 11 touchdowns and recorded 50 tackles, including 11.5 for a loss, and eight sacks during his prep career.
- 247Sports rated him as a top-20 player in the state of Indiana and one of the top-80 tight ends in the nation.
- Was an all-state and all-county selection in 2016.



CEPHUS JOHNSON III



85

WIDE RECEIVER

Ht: 6-5

DOB: 9-21-99

Vikings Season: Rookie

Acquired: UDFA '23

Wt: 220

College: Southeastern Louisiana

NFL Season: Rookie

0 GP/GS

0/0

CAREER GP/GS

0/0

PLAYOFF GP/GS

0/0

KEY TRANSACTIONS

- Joined the Vikings as an undrafted free agent in 2023.

OFF THE FIELD

- Born and raised in Mobile, Ala.

COLLEGE - SOUTH ALABAMA/SOUTHEASTERN LOUISIANA

- Split time between backup quarterback and wide receiver, seeing action in 11 games in 2021. Carried the ball 37 times for 259 yards and four touchdowns. Caught five passes for 63 yards and two scores.
- Played in all seven games as a reserve quarterback and wide receiver in 2020 season. Ran the ball 30 times for 142 yards and a touchdown.
- Threw for 900 yards and five touchdowns in eight games as a sophomore at South Alabama. Ran for four scores in 2019. He played in eight games as a redshirt freshman in 2018, throwing three touchdown passes.

HONORS

- Second Team Academic All-American (2022)
- 2x Academic All-District (2021-2022).
- AAC All-Academic Team (2019)

PREP - DAVIDSON

- Earned all-Region and all-State accolades as a senior.
- Threw for school-record 1,849 yards and 22 touchdowns versus just three interceptions during his final high school season, helping the Wildcats to a 9-2 record and state playoff appearance.



**GARETT
MAAG**

(MAWG)

82

WIDE RECEIVER

Ht: 6-4

DOB: 4-30-00

Vikings Season: Rookie

Acquired: UDFA '23

Wt: 209

College: North Dakota

NFL Season: Rookie



2022 GP/GS

0/0

CAREER GP/GS

0/0

PLAYOFF GP/GS

0/0

KEY TRANSACTIONS

- Signed with the Vikings June 2, 2023 as an undrafted free agent.

OFF THE FIELD

- Born and raised in Inver Grove Heights, Minn.

COLLEGE - NORTH DAKOTA

- Started all 11 games in 2022 as a fifth-year senior, totaled 41 receptions for 540 yards and five touchdowns, all marks which were ranked second on the team.
- Ranked 10th in the conference in touchdowns receiving (five), and tenth in the MVFC in total yards receiving (540) and receptions per game (3.4)
- Selected as a team captain in 2021 and 2022.
- Recorded 21 catches for 266 yards and two touchdowns in nine starts in 2021 season
- Led the Fighting Hawks with 523 yards receiving and 74.7 yards per game in 2020, starting all seven contests with two touchdowns.
- Saw action in all 12 games with 11 starts his sophomore year. He finished second on the team with 59 receptions and five touchdowns.
- Appeared in 10 games and made one start in his debut season in 2018, finishing second on the team with 266 yards and five touchdowns.

HONORS

- MVFC Commissioner's Academic Excellence Award (2021)
- All-MVFC Honorable Mention (2020)

PREP - ST. CROIX LUTHERAN ACADEMY

- Attended St. Croix Lutheran Academy in St. Paul, Minn.



IVAN PACE JR.



40

LINEBACKER

Ht: 5-10

Wt: 231

DOB: 12-16-00

College: Cincinnati

Vikings Season: Rookie **NFL Season:** Rookie

Acquired: UDFA '23

2022 GP/GS

0/0

CAREER GP/GS

0/0

PLAYOFF GP/GS

0/0

KEY TRANSACTIONS

- Joined the Vikings as an undrafted free agent in 2023.

OFF THE FIELD

- Born and raised in Cincinnati, Ohio.

COLLEGE - MIAMI (OHIO)/CINCINNATI

- Authored the greatest defensive season in history by a Bearcat in his only season at Cincinnati. Totaled 137 tackles, 21.5 tackles for loss, 10 sacks and three forced fumbles. He was No. 3 nationally in TFLs, sixth in the country in tackles and No. 10 in sacks.
- Transferred to Cincinnati prior to the 2022 season.
- Began career at Miami (Ohio) where he played in 13 games in 2019. Led the team with 7.0 sacks, adding 19 tackles.

HONORS

- Senior Bowl Participant (2023)
- Unanimous First-Team All-American (2022)
- AAC Defensive Player of the Year (2022)
- All-AAC First Team (2022)
- Butkus Award Finalist (2022)
- Chuck Bednarik Award Finalist (2022)
- Pro Football Focus' Second-Highest Rated Defensive Player in the Country

HIGH SCHOOL - CINCINNATI COLERAIN HIGH SCHOOL

- Named Division I Defensive Player of the Year as a senior.
- Recorded 84 tackles, 6.5 sacks and four forced fumbles his senior year.
- Helped lead his team to a 14-1 record and a trip to the state title game.



JACK PODLESNY



46

KICKER

Ht: 6-0

Wt: 194

DOB: 3-16-00

College: Georgia

Vikings Season: Rookie **NFL Season:** Rookie

Acquired: UDFA '23

2022 GP/GS

0/0

CAREER GP/GS

0/0

PLAYOFF GP/GS

0/0

KEY TRANSACTIONS

- Joined the Vikings as an undrafted free agent in 2023.

OFF THE FIELD

- Born and raised in St. Simons Island, Ga.
- Received his undergraduate degree in environmental health.

COLLEGE - GEORGIA

- Connected on 26 of 29 field-goal attempts in 2022 and was 73-for-74 on extra point kicks.
- 84 of his 109 kickoffs resulted in either a touchback or a fair catch.
- Made 22 of 27 field goals in 2021.
- Finished the 2020 season 13-of-16 on field goals, 38-of-38 on PATs and had 12-of-21 kickoffs result in a touchback.
- Walked on at Georgia and took a redshirt in 2018.

HONORS

- All-SEC First Team (2022)
- Associated Press All-SEC First Team (2022)
- Offensive MVP of the Chick-fil-A Peach Bowl (2020)
- Associated Press All-Bowl Team (2020)
- Semifinalist for the Lou Groza Award

PREP - GLYNN ACADEMY

- Earned first-team all-region honors his senior year.
- Was 9-of-10 on field goals and 49 of 51 on PATs.
- 55 of his 61 kickoffs resulted in touchbacks.



**BEN
SIMS**

49
TIGHT END



Ht: 6-5

Wt: 250

DOB: 5-16-00

College: Baylor

Vikings Season: Rookie **NFL Season:** Rookie

Acquired: UDFA '23

2022 GP/GS

0/0

CAREER GP/GS

0/0

PLAYOFF GP/GS

0/0

KEY TRANSACTIONS

- Joined the Vikings as an undrafted free agent in 2023.

OFF THE FIELD

- Born and raised in San Antonio, Texas.
- Environmental studies major.

COLLEGE - BAYLOR

- Ended his career as the Baylor all-time record holder for career touchdowns by a tight end (12), ranking second in receptions by a TE (78) and fourth in yards receiving by a TE (785).
- Caught 31 passes for 255 yards and three touchdowns as a senior, also rushing for a one-yard score. Played in 12 games, making 11 starts.
- Started 13 of 14 games in 2021. Finished third on the team with 31 receptions and fourth on the team in yards receiving (361).
- Started in all six games he played in during the 2020 season, finishing with 14 receptions for 164 yards. Tied the team lead in touchdown receptions with three.
- Appeared in eight games during the 2019 season.
- Appeared in three games as a freshman in 2018.

HONORS

- Honorable Mention All-Big 12 (2022)
- First-Team Academic All-Big 12 (2022)
- Second-Team All-Texas (2022)
- 7x Big 12 Commissioner's Honor Roll

PREP - CLARK HIGH SCHOOL

- Recorded 24 receptions for 444 yards and seven touchdowns in 2017.
- Dave Campbell's Texas Football Texas Top 300.
- Ranked three stars by 247 Sports, Rivals and ESPN.
- Selected Baylor over Auburn, Texas Tech and Arizona State.



THAYER THOMAS



89

WIDE RECEIVER

Ht: 6-0

DOB: 5-20-98

Vikings Season: Rookie

Acquired: UDFA '23

Wt: 195

College: N.C. State

NFL Season: Rookie

2022 GP/GS

0/0

CAREER GP/GS

0/0

PLAYOFF GP/GS

0/0

KEY TRANSACTIONS

- Joined the Vikings as an undrafted free agent in 2023.

OFF THE FIELD

- Born and raised in Wake Forest, N.C.

COLLEGE - NC STATE

- NC State's leading receiver in 2022. Ranked second in school history with 24-career touchdown receptions. Tied for 12th in school history with 25 total career touchdowns.
- Made eight touchdown catches in 2021, tying the eighth-best mark in school history. He was also the second-leading receiver with 51 catches.
- Caught a career-high 42 passes in 2020, the second-highest mark on the team. His 529 yards receiving were also the second highest among Pack receivers. He tied for the team lead with six touchdown receptions.
- Averaged 13.7 yards per punt return for the season - tied as the seventh-best mark in school history. He ranked fourth on the team in receptions with 31 and second in touchdown receptions with three.
- He was the fourth-leading receiver with 34 catches in 2018. Turned in a 100-yard receiving game earlier in his career than any receiver in school history.
- Joined the team as a walk on and earned a scholarship during the spring of 2018.

HONORS

- Gary Rowe Award (2022).
- All-ACC Third-Team, Specialist (2020).

PREP - HERITAGE

- Recorded 74 catches for 965 yards and seven touchdowns his senior year.
- Holds the Heritage reception record in football, He was named the team's offensive MVP.
- An all-metro performer in baseball, and he won all-conference honors in football, basketball and baseball as a junior and senior.
- Male Athlete of the Year by HSOT and PrepsNow.
- Wendy's High School Heisman Finalist for N.C.



NAJEE THOMPSON



36

CORNERBACK

Ht: 5-11

Wt: 205

DOB: 7-7-00

College: Georgia Southern

Vikings Season: Rookie **NFL Season:** Rookie

Acquired: UDFA '23

2022 GP/GS

0/0

CAREER GP/GS

0/0

PLAYOFF GP/GS

0/0

KEY TRANSACTIONS

- Joined the Vikings as an undrafted free agent in 2023.

OFF THE FIELD

- Majored in interdisciplinary studies.

COLLEGE - GEORGIA SOUTHERN

- Played in all 13 games, starting eight during the 2022 season. He was on the field for 737 total snaps (557 defense, 180 special teams) and had 37 tackles, including one for loss. He also notched 11 pass breakups and an interception.
- Played in nine games, starting two in 2021. Played 321 total snaps (167 on defense, team-high 154 on special teams). He posted 25 tackles, one interception and a pass breakup on the season.
- In 2020, he played in all 13 games, seeing action on 318 total snaps (200 on offense, 118 on special teams). He had four catches for 67 yards and tallied seven tackles and two blocked punts on special teams.
- Played in all 13 games, seeing action on 266 plays (181 special teams). He racked up 10 solo tackles, two fumble recoveries and a forced fumble. He also registered six receptions for 67 yards and carried the ball twice for 14 yards.
- Played in 12 games in 2018 and was on the field for 167 total plays (158 special teams).

HONORS

- Pro Football Network First-Team All-American (2021)
- Pro Football Network All-Sun Belt Conference First Team (2021)

PREP - BOILING SPRINGS

- Ranked the No. 48 player in the state of South Carolina by 247Sports, and the No. 199 overall athlete in the country.
- A first-team selection to the Herald-Journal/GoUpstate All-Area Football Team as an athlete/punt returner.
- Had nine total touchdowns and two interceptions and was a standout kick and punt returner as a prep.



JAYLIN WILLIAMS



38

CORNERBACK

Ht: 5-10

DOB: 2-26-00

Vikings Season: Rookie

Acquired: UDFA '23

Wt: 195

College: Indiana

NFL Season: Rookie

2022 GP/GS

0/0

CAREER GP/GS

0/0

PLAYOFF GP/GS

0/0

KEY TRANSACTIONS

- Joined the Vikings as an undrafted free agent in 2023.

OFF THE FIELD

- Born and raised in Memphis, Tenn.
- Nicknamed J-Will.

COLLEGE - INDIANA

- Started 10 games in 2022.
- Totaled 41 tackles, 28 solo, one tackle for loss, and 11 pass breakups in 2021.
- Collected 30 tackles, 26 solo, one sack, two tackles for loss, four interceptions (93 yards), one pass breakup and two quarterback hurries in 2020. He tied for the team lead, third in the Big Ten, and eighth nationally in interceptions.
- Started seven of the final eight games and appeared in all 13 at cornerback. He posted 19 tackles (15 solo) with one interception and three pass breakups.
- Played in all 12 games in 2018 at cornerback. He made 22 tackles(19 solo), one sack, one interception and two pass breakups.

HONORS

- Honorable Mention All-Big Ten (2021)
- Second-team All-Big Ten (2020)
- Earned the team's Corby Davis Memorial Award (Outstanding Back).

PREP - GERMANTOWN

- 2017 Tennessee Mr. Football finalist (cornerback) and first-team all-state selection.
- Ranked the No. 70 cornerback nationally and the No. 26 prospect in Tennessee by 247Sports.
- 6A All-Region Most Valuable Player, 6A All-Region Offensive Player of the Year and all-region selection at defensive back, wide receiver and kick returner.
- In his two seasons at Germantown, posted 132 tackles, seven interceptions (two pick sixes), four forced fumbles and 23 pass breakups.

Ron
JOHNSON

Mark
ROSEN

Dawn
MITCHELL

Ahmad
HICKS

Pierre
NOUJAIM

Jim
RICH



VIKINGS 
 **GAMEDAY**
 LIVE

VIKINGS 
 **POSTGAME**
 TONIGHT

 OFFICIAL HOME OF THE
**MINNESOTA
 VIKINGS** 



RECORDS AND HISTORY

2023 MINNESOTA VIKINGS

ATTENDANCE RECORDS

TOTAL ATTENDANCE

YEAR	HOME	AVERAGE	AWAY	PRESEASON	POST SEASON	TOTAL
1961	242,102 (7)	34,586	271,056 (7)	82,683 (5)	N/A	595,841
1962	226,535 (7)	32,362	267,674 (7)	103,588 (5)	N/A	597,797
1963	230,843 (7)	32,978	303,946 (7)	140,321 (5)	N/A	675,110
1964	274,026 (7)	39,147	341,973 (7)	110,438 (5)	N/A	726,437
1965	321,119 (7)	45,874	352,378 (7)	158,541 (5)	N/A	832,038
1966	315,837 (7)	45,120	331,515 (7)	241,728 (5)	N/A	889,080
1967	304,901 (7)	43,557	331,903 (7)	224,182 (5)	N/A	860,986
1968	328,072 (7)	46,867	359,484 (7)	155,591 (5)	83,199 (2)	926,346
1969	342,570 (7)	48,939	397,616 (7)	225,513 (6)	176,362 (3)	1,142,061
1970	335,300 (7)	47,900	360,221 (7)	285,659 (6)	46,050 (1)	1,027,230
1971	344,720 (7)	49,246	431,452 (7)	266,156 (6)	49,100 (1)	1,091,428
1972	344,720 (7)	49,245	407,582 (7)	281,687 (5)	N/A	1,033,989
1973	337,637 (7)	48,234	406,216 (7)	265,436 (5)	174,823 (3)	1,184,112
1974	337,523 (7)	48,217	436,717 (7)	227,435 (5)	173,027 (3)	1,174,702
1975	339,089 (7)	48,441	443,906 (7)	263,206 (6)	46,425 (1)	1,092,626
1976	325,745 (7)	46,535	404,705 (7)	259,551 (6)	197,850 (3)	1,187,851
1977	323,571 (7)	46,224	421,116 (7)	278,422 (6)	124,506 (2)	1,147,615
1978	353,497 (8)	44,187	472,664 (8)	178,682 (4)	69,631 (1)	1,074,474
1979	359,781 (8)	44,973	464,373 (8)	195,286 (4)	N/A	1,019,440
1980	367,259 (8)	45,907	428,831 (8)	168,436 (4)	68,434 (1)	1,032,960
1981	361,200 (8)	45,150	479,160 (8)	192,876 (4)	N/A	1,033,236
1982	285,824 (5)	57,165	241,213 (4)	264,271 (5)	115,153 (2)	906,461
1983	466,264 (8)	58,283	468,406 (8)	202,745 (4)	N/A	1,137,415
1984	444,399 (8)	55,534	456,682 (8)	193,303 (4)	N/A	1,094,384
1985	453,701 (8)	56,713	394,985 (8)	223,951 (4)	N/A	1,072,637
1986	463,555 (8)	57,944	396,168 (8)	221,757 (4)	N/A	1,081,480
1987	403,095 (8)	50,387	306,445 (7)	225,608 (4)	185,886 (3)	1,121,034
1988	463,181 (8)	57,898	462,499 (8)	177,631 (4)	119,514 (2)	1,222,825
1989	463,496 (8)	57,936	493,423 (8)	208,695 (4)	64,585 (1)	1,230,199
1990	452,064 (8)	56,508	506,596 (8)	200,023 (4)	N/A	1,158,683
1991	410,942 (8)	51,368	436,581 (8)	206,195 (4)	N/A	1,053,718
1992	453,214 (8)	56,652	454,059 (8)	186,365 (4)	57,353 (1)	1,150,991
1993	458,424 (8)	57,303	440,870 (8)	284,074 (5)	75,089 (1)	1,258,457
1994	474,744 (8)	59,343	506,678 (8)	247,114 (5)	60,347 (1)	1,288,883
1995	451,800 (8)	56,475	462,368 (8)	188,830 (4)	N/A	1,102,998
1996	449,940 (8)	56,243	404,460 (8)	161,990 (4)	64,682 (1)	1,081,072
1997	464,834 (8)	58,104	513,269 (8)	172,755 (5)	142,728 (2)	1,351,690
1998	510,741 (8)	63,843	491,291 (8)	241,802 (4)	127,820 (2)	1,371,654
1999	513,051 (8)	64,131	570,672 (8)	275,001 (4)	130,250 (2)	1,488,974
2000	513,322 (8)	64,165	515,910 (8)	222,150 (4)	143,191 (2)	1,394,573
2001	513,344 (8)	64,186	532,346 (8)	234,482 (4)	N/A	1,280,172
2002	512,517 (8)	64,065	533,211 (8)	230,466 (4)	N/A	1,276,194
2003	513,437 (8)	64,180	503,860 (8)	239,888 (4)	N/A	1,257,185
2004	512,969 (8)	64,121	532,986 (8)	248,439 (4)	138,799 (2)	1,433,193
2005	511,960 (8)	64,031	511,828 (8)	267,980 (4)	N/A	1,291,768
2006	509,743 (8)	63,718	565,622 (8)	244,647 (4)	N/A	1,320,012
2007	506,046 (8)	63,256	559,085 (8)	268,178 (4)	N/A	1,333,309
2008	506,136 (8)	63,267	517,640 (8)	256,001 (4)	61,746 (1)	1,341,523
2009	510,203 (8)	63,775	523,920 (8)	260,791 (4)	134,823 (2)	1,429,737
2010	470,009	58,751	559,788 (8)	237,411 (4)	N/A	1,267,208
2011	502,529 (8)	62,812	540,056 (8)	259,690 (4)	N/A	1,302,275
2012	485,802 (8)	60,725	533,900 (8)	253,799 (4)	71,548 (1)	1,345,049
2013	531,653 (8)	66,457	567,898 (8)	254,805 (4)	N/A	1,420,813
2014	417,906 (8)	52,238	522,517 (8)	246,100 (4)	N/A	1,186,523
2015	419,440 (8)	52,430	538,576 (8)	271,006 (5)	52,090 (1)	1,281,112
2016	534,289 (8)	66,786	550,213 (8)	251,611 (4)	N/A	1,336,113
2017	533,764 (8)	66,721	566,136 (8)	261,969 (4)	136,208 (2)	1,448,077
2018	534,491 (8)	66,811	566,063 (8)	270,298 (4)	N/A	1,370,852
2019	534,804 (8)	66,850	535,234 (8)	264,117 (4)	144,687 (2)	1,478,842
2020	0 (8)	0	33,633 (8)	cancelled	N/A	33,633
2021	533,613 (8)	66,713	584,681 (9)	204,730 (3)	N/A	1,323,024
2022	600,183 (9)	66,687	530,684 (8)	204,364 (3)	66,721 (1)	1,335,231
Total 25,940,542 (474)	54,469	28,054,197 (475)	13,640,449 (270)	3,302,627 (52)	70,810,412	

ATTENDANCE RECORDS

LARGEST CROWDS

HOME

Regular Season

83,518 vs. Pittsburgh, 9/29/13
(London; Wembley)

67,157 vs. Green Bay, 12/23/19

66,992 vs. Dallas, 11/20/22

Postseason

66,612 vs. New Orleans, 1/14/18

64,060 vs. Atlanta, 1/17/99

Preseason

66,551 vs. San Francisco, 8/27/17

66,409 vs. Miami, 8/31/17

AWAY

Regular Season

91,188 at Dallas, 11/10/19

90,608 at Washington, 9/11/06

Postseason

103,438 vs. Oakland

(Super Bowl XI in Pasadena), 1/9/77

Preseason

86,082 at Dallas, 8/29/15

SMALLEST CROWDS

HOME

Regular Season

13,911 vs. Green Bay, 10/4/87 (Metrodome)

26,728 vs. LA Rams, 11/25/62

Postseason

44,626 vs. St. Louis, 12/21/74

52,090 vs. Seattle, 1/10/16 (TCF Bank Stadium)

57,353 vs. Washington, 1/2/93
(Metrodome)

Preseason

27,982 vs. LA Rams, 9/10/61

34,367 vs. San Diego, 8/3/96 (Metrodome)

AWAY

Regular Season

12,992 at Dallas 9/24/61

14,167 at Atlanta, 12/15/85

Postseason

22,961 vs. Dallas (at Miami), 1/5/69

54,593 at Washington, 1/15/83

Preseason

4,954 vs. Dallas (at Sioux Falls), 8/5/61

2020 - COVID LIMITED

HOME

Regular Season

0 vs. Green Bay, 9/13/20

0 vs. Tennessee, 9/27/20

0 vs. Atlanta, 10/18/20

0 vs. Detroit, 11/8/20

0 vs. Dallas, 11/22/20

0 vs. Carolina, 11/29/20

0 vs. Jacksonville, 12/6/20

0 vs. Chicago, 12/20/20

AWAY

Regular Season

2,500 at Indianapolis, 9/20/20

12,102 at Houston, 10/4/20

0 at Seattle, 10/11/20

0 at Green Bay, 11/1/20

0 at Chicago, 11/16/20

16,031 at Tampa Bay, 12/13/20

3,000 at New Orleans, 12/25/20

0 at Detroit, 1/3/21

COLDEST GAMES (# DENOTES PLAYOFFS)

-6 vs. Seattle, 1/20/16#
-2 vs. Chicago, 12/3/72
0 vs. Green Bay, 12/10/72
5 vs. Los Angeles, 11/29/64
5 at Cleveland, 12/17/89
9 vs. Chicago, 12/5/70
9 vs. San Francisco, 12/27/70
10 at Green Bay, 12/23/17
11 vs. Cleveland, 1/4/70#
11 at Green Bay, 12/8/02

WARMEST GAMES

93 at Tampa Bay, 9/14/86
91 at Baltimore, 9/19/65
90 at Los Angeles, 10/3/65
89 at Kansas City, 9/9/90
87 at Miami, 10/2/88

WARMEST GAMES (HOME)

82 vs. St. Louis, 10/6/63
82 vs. Chicago, 1/1/67
82 vs. Atlanta, 9/28/14
79 vs. Denver, 9/11/78

LONGEST GAMES

4:12 vs. Cincinnati, 11/23/86
4:05 vs. Buffalo, 9/15/02 (OT)
4:04 at Tennessee, 12/26/98
4:03 vs. Cleveland, 12/17/89 (OT)
4:01 vs. Indianapolis, 12/17/22 (OT)
4:00 vs. New England, 12/20/91 (OT)

FASTEST TOUCHDOWN TO START A GAME

0:12 at Detroit, 9/30/12- P. Harvin KOR TD
0:12 vs. NY Jets, 12/27/14- G. Hodges INT TD
0:13 at Chicago, 9/15/13- C. Patterson KOR TD
0:13 at Jacksonville, 11/23/08- N. Harris FR TD
0:13 vs. Green Bay, 10/27/13- C. Patterson KOR TD
0:13 vs. New Orleans, 9/25/05- T. Taylor TD REC.

FRANCHISE FIRSTS

Game vs. Chicago, 9/17/61
Win 37-13 vs. Chicago, 9/17/1961
Points Mike Mercer 12 FG
..... vs. Chicago, 9/17/1961
Touchdown Fran Tarkenton to Bob Schnelker
..... 14-yard pass vs. Chicago, 9/17/1961

VIKINGS LEADERS

ALL-TIME CAREER LEADERS

RUSHING

Player	Yards	Att.	Avg.	Long	TD
1. Peterson, Adrian (2007-16)	11,747	2,418	4.9	82t	97
2. Smith, Robert (1993-00)	6,818	1,411	4.8	78t	32
3. Cook, Dalvin (2017-)	5,993	1,282	4.7	75t	47
4. Foreman, Chuck (1973-79)	5,887	1,533	3.8	51	52
5. Brown, Bill (1962-74)	5,757	1,627	3.5	48	52
6. Brown, Ted (1979-86)	4,546	1,117	4.1	60	40
7. Osborn, Dave (1965-75)	4,320	1,172	3.7	73	29
8. Nelson, Darrin (1982-89, '91-92)	4,231	981	4.3	72	18
9. Mason, Tommy (1961-66)	3,252	761	4.3	71	28
10. Bennett, Michael (2001-05)	3,174	713	4.5	85t	12

RECEIVING

Player	No.	Yards	Avg.	Long	TD
1. Carter, Cris (1990-01)	1,004	12,383	12.3	78t	110
2. Moss, Randy (1998-04, '10)	587	9,316	15.9	82t	92
3. Thielen, Adam (2014-22)	534	6,682	12.5	75t	55
4. Jordan, Steve (1982-94)	498	6,307	12.7	68t	28
5. Carter, Anthony (1985-93)	478	7,635	16.0	73t	52
6. Rudolph, Kyle (2011-20)	453	4,488	9.9	47t	48
7. Reed, Jake (1991-99, '01)	413	6,433	15.6	82t	33
8. Rashad, Ahmad (1976-82)	400	5,489	13.7	76t	34
9. White, Sammy (1976-86)	393	6,400	16.3	69t	50
10. Diggs, Stefon (2015-19)	365	4,623	12.7	75t	50

RUSHING-RECEIVING YARDS

Player	Rushing	Receiving	Total
1. Peterson, Adrian (2007-16)	11,747	1,945	13,692
2. Carter, Cris (1990-01)	24	12,383	12,407
3. Moss, Randy (1998-04, '10)	159	9,316	9,475
4. Foreman, Chuck (1973-79)	5,879	3,057	8,936
5. Brown, Bill (1962-74)	5,757	3,177	8,934

PASSER RATING (MIN. 1,500 ATT.)

Player	Att.	Cmp.	Pct.	Yards	TD	Int	Lg	Rtg
1. Cousins, Kirk (2018-)	2,770	1,877	67.8	820	934	153	50	100.9
2. Culpepper, Daunte (1999-05)	2,607	1,678	64.4	2,016	135	86	82t	91.5
3. Johnson, Brad (1992-98, 05-06)	1,670	1,036	62.0	11,098	65	48	82t	82.5
4. Tarkenton, Fran (1961-66, 72-78)	4,569	2,635	57.7	33,098	239	153	72t	80.1

PASSING YARDS & TOUCHDOWNS

Player	Yards	TD	Att.	Cmp.	Pct.
1. Tarkenton, Fran (1961-66, 72-78)	33,098	239	4,569	2,635	57.7
2. Kramer, Tommy (1977-89)	24,775	159	3,648	2,011	55.1
3. Cousins, Kirk (2018-)	20,934	153	2,770	1,877	67.8

SCORING

Player	TD	2 pt.	PAT	FG	Total
1. Cox, Fred (1963-77)	-	-	519	282	1,365
2. Carter, Cris (1990-01)	110	5	-	-	670
3. Longwell, Ryan (2006-11)	-	-	228	135	633
4. Peterson, Adrian (2007-16)	102	1	-	-	614
5. Reveiz, Fuad (1990-95)	-	-	199	133	598
6. Moss, Randy (1998-04, '10)	93	3	-	-	564
7. Walsh, Blair (2012-16)	-	-	156	133	555
8. Anderson, Gary (1998-02)	-	-	215	109	542
9. Brown, Bill (1962-74)	76	-	-	-	456
10. Foreman, Chuck (1973-79)	75	-	-	-	450

FIELD GOAL PCT. (MIN. 100 MADE)

Player	Att.	Made	Pct.	Long
1. Longwell, Ryan (2006-11)	157	135	86.0	55
2. Anderson, Gary (1998-02)	129	109	84.5	53
3. Walsh, Blair (2012-16)	158	133	84.2	56

PUNTING AVERAGE

Player	No.	Net Avg.	Long	Blk.
1. Jeff Locke (2013-16)	290	38.8	72	1
2. Kluwe, Chris (2005-12)	623	37.2	70	1
3. Newsome, Harry (1990-93)	308	35.1	84	2

INTERCEPTIONS

Player	No.	Yards	Avg.	Long	TD
1. Krause, Paul (1968-79)	53	852	16.1	81	2
2. Bryant, Bobby (1967-80)	51	749	14.7	46t	3
3. Sharockman, Ed (1962-72)	40	804	20.1	47t	3
4. Browner, Joey (1983-91)	37	465	12.6	45	3
5. Smith, Harrison (2012-)	34	498	14.6	81t	4
6. Wright, Nate (1971-80)	31	272	8.5	44	0
7. Lee, Carl (1983-93)	29	350	12.1	58t	2
8t. Turner, John (1979-83, 85, 87)	22	227	10.3	36	1
8t. Thomas, Orlando (1995-01)	22	225	10.2	45t	2
10. Winfield, Antoine (2004-12)	21	227	10.8	56	2

SACKS

Player	No.	Yards
1. Eller, Carl (1964-78)	130.0	1,015
2. Marshall, Jim (1961-79)	127.0	1,026
3. Randle, John (1990-00)	114.0	722
4. Page, Alan (1967-78)	108.0	797
5. Doleman, Chris (1985-93, 99)	96.5	729

TACKLES (DEFENSE ONLY)

Player	Solo	Assist	Total
1. Studwell, Scott (1977-90)	1,266	662	1,928
2. Blair, Matt (1974-85)	944	460	1,404
3. Siemon, Jeff (1972-82)	1,002	373	1,375
4. Greenway, Chad (2006-16)	885	449	1,334
5. Page, Alan (1967-78)	866	252	1,118

SPECIAL TEAMS TACKLES

Player	Solo	Assist	Total
1. Walsh, Cris (1994-02)	114	33	147
2. Morrow, Harold (1996-02)	95	45	140
3. Ashley, Walker Lee (1983-88, 90)	77	43	120
4. Nord, Keith (1979-85)	89	24	113
5. Farwell, Heath (2005-10)	67	46	113

PUNT RETURNS (MIN. 50 RETURNS)

Player	No.	Yards	Avg.	Long	TD
1. Sherels, Marcus (2010-19)	237	2,480	10.5	86t	5
2. Moore, Mewelde (2004-07)	74	768	10.4	71t	2
3. Palmer, David (1994-00)	162	1,610	9.9	74t	2
4. Butler, Bill (1962-64)	55	545	9.9	60t	1
5. Lewis, Leo (1981-91)	194	1,812	9.3	78t	1

KICKOFF RETURNS (MIN. 50 RETURNS)

Player	No.	Yards	Avg.	Long	TD
1. Patterson, Cordarrelle (2013-16)	134	4,075	30.4	109t	5
2. Harvin, Percy (2009-12)	114	3,183	27.9	105t	5
3. West, Charlie (1968-73)	78	1,991	25.5	82	0
4. Rhymes, Buster (1985-87)	62	1,558	25.1	88	0
5. Jones, Clinton (1967-72)	89	2,209	24.8	96t	1

COMBINED YARDAGE

Player	Total Rush Rec.	Punt Ret.	Kick Ret.	Fum. Ret.
1. Peterson, Adrian (2007-16)	14,210	11,747	1,945	-
2. Carter, Cris (1990-01)	12,410	24	12,383	-
3. Nelson, Darrin (1982-89, 91-92)	10,365	4,231	2,202	313
4. Moss, Randy (1998-04, '10)	9,670	159	9,316	162
5. Brown, Bill (1962-74)	9,237	5,757	3,177	0

VIKINGS LEADERS

VIKINGS SINGLE SEASON LEADERS

RUSHING

Player	Yards	Att.	Avg.	Long	TD
1. Peterson, Adrian (2012)	2,097	348	6.0	82t	12
2. Peterson, Adrian (2008)	1,760	363	4.8	67t	10
3. Cook, Dalvin (2020)	1,557	312	5.0	70t	16
4. Smith, Robert (2000)	1,521	295	5.1	72t	7
5. Peterson, Adrian (2015)	1,485	327	4.5	80t	11
6. Peterson, Adrian (2009)	1,383	314	4.4	64t	18
7. Peterson, Adrian (2007)	1,341	238	5.6	73t	12
8. Peterson, Adrian (2010)	1,298	283	4.6	80t	12
9. Bennett, Michael (2002)	1,296	255	5.0	85t	5
10t. Peterson, Adrian (2013)	1,266	279	4.5	78t	10
10t. Smith, Robert (1997)	1,266	232	5.4	78t	6

RECEPTIONS

Player	No.	Yards	Avg.	Long	TD
1. Jefferson, Justin (2022)	128	1,809	14.1	64	8
2. Carter, Cris (1995)	122	1,371	11.2	60t	11
3. Carter, Cris (1994)	122	1,256	10.3	65t	7
4. Thielen, Adam (2018)	113	1,373	12.2	68	9
5. Moss, Randy (2003)	111	1,632	14.7	72	17
6. Jefferson, Justin (2021)	108	1,616	15.0	56	10
7. Moss, Randy (2002)	106	1,347	12.7	60	7
8. Diggs, Stefon (2018)	102	1,021	10.0	75t	9
9. Carter, Cris (2000)	96	1,274	13.3	53	9
10. Carter, Cris (1996)	96	1,163	12.1	43t	10

RECEIVING YARDS

Player	Yards	No.	Avg.	Long	TD
1. Jefferson, Justin (2022)	1,809	128	14.1	64	8
2. Moss, Randy (2003)	1,632	111	14.7	72	17
3. Jefferson, Justin (2021)	1,616	108	15.0	56	10
4. Moss, Randy (2000)	1,437	77	18.7	78t	15
5. Moss, Randy (1999)	1,413	80	17.7	67t	11
6. Jefferson, Justin (2020)	1,400	88	15.9	71t	7
7. Thielen, Adam (2018)	1,373	113	12.2	68	9
8. Carter, Cris (1995)	1,371	122	11.2	60t	11
9. Moss, Randy (2002)	1,347	106	12.7	60	7
10. Reed, Jake (1996)	1,320	72	18.3	82t	7

RUSHING-RECEIVING YARDS

Player	Rushing	Receiving	Total
1. Peterson, Adrian (2012)	2,097	217	2,314
2. Cook, Dalvin (2020)	1,557	361	1,918
3. Peterson, Adrian (2008)	1,760	125	1,885
4. Smith, Robert (2000)	1,521	348	1,869
5. Justin Jefferson (2022)	24	1,809	1,833

PASSER RATING

Player	Att.	Cmp.	Pct.	Yards	TD	Int	Lg	Rtg
1. Culpepper, Daunte (2004)	548	379	69.2	4,717	39	11	82t	110.9
2. Cousins, Kirk (2019)	444	307	69.1	3,603	26	6	66	107.4
3. Favre, Brett (2009)	531	363	68.4	4,202	33	7	63	107.2
4. Cunningham, Randall (1998)	425	259	60.9	3,704	34	10	67t	106.0

PASSING YARDS

Player	Yards	Att.	Cmp.	Pct.	TD	Int	Lg	Rtg
1. Culpepper, Daunte (2004)	4,717	548	379	69.2	39	11	82t	110.9
2. Cousins, Kirk (2022)	4,322	623	407	65.3	28	14	64t	91.0
3. Cousins, Kirk (2018)	4,298	606	425	70.1	30	10	75t	99.7
4. Cousins, Kirk (2020)	4,265	516	349	67.6	35	13	71t	105.0

PASSING TOUCHDOWNS

Player	TD	Att.	Cmp.	Pct.	Yards	Int	Rtg
1. Culpepper, Daunte (2004)	39	548	379	69.2	4,717	11	110.9
2. Cousins, Kirk (2020)	35	516	349	67.6	4,265	13	105.0
3. Cunningham, Randall (1998)	34	425	259	60.9	3,704	10	106.0
4t. Moon, Warren (1995)	33	606	377	62.2	4,228	14	91.5

4t. Culpepper, Daunte (2000)	33	474	297	62.7	3,937	16	98.0
4t. Favre, Brett (2009)	33	531	363	68.4	4,202	7	107.2

SCORING

Player	TD	2 pt.	PAT	FG	Total
1. Anderson, Gary (1998)	-	-	59	35	164
2. Walsh, Blair (2012)	-	-	36	35	141
3. Walsh, Blair (2015)	-	-	33	34	135

FIELD GOAL PCT. (AT LEAST 1 ATT. PER GAME)

Player	Att.	Made	Pct.	Long
1. Anderson, Gary (1998)	35	35	100.0	53
2. Anderson, Gary (2000)	22	23	95.7	49
3. Longwell, Ryan (2010)	18	17	94.4	48

PUNTING AVERAGE (AT LEAST 2.5 PUNTS PER GAME)

Player	No.	Net Avg.	Long	Blk.
1. Colquitt, Britton (2019)	62	42.6	59	0
2. Wright, Ryan (2022)	73	42.5	73	0
3. Walden, Bobby (1964)	72	41.8	73	0

INTERCEPTIONS

Player	No.	Yards	Avg.	Long	TD
1. Krause, Paul (1975)	10	201	20.1	81	0
2t. Russell, Brian (2003)	9	185	20.6	50	0
2t. Sharper, Darren (2005)	9	276	30.7	92t	2
2t. Thomas, Orlando (1995)	9	108	12.0	45t	1
5t. Bryant, Bobby (1969)	8	97	12.1	56	0
5t. Chavous, Corey (2003)	8	143	17.9	39	1
5t. Holt, Issiac (1986)	8	54	6.8	27	0
5t. Lee, Carl (1988)	8	118	14.8	58t	2
5t. McMillian, Audray (1992)	8	157	19.6	51t	2

SACKS

Player	No.	Yards
1. Allen, Jared (2011)	22.0	150
2. Doleman, Chris (1989)	21.0	196
3t. Millard, Keith (1989)	18.0	108
3t. Page, Alan (1976)	18.0	126
5. Randle, John (1997)	15.5	108

TACKLES (DEFENSE ONLY)

Player	Solo	Asst.	Total
1. Studwell, Scott (1981)	156	74	230
2. Siemon, Jeff (1978)	170	59	229
3. Blair, Matt (1981)	146	74	220
4. Studwell, Scott (1983)	132	83	215
5. Studwell, Scott (1984)	142	71	213

SPECIAL TEAMS TACKLES

Player	Solo	Asst.	Total
1. Browner, Joey (1983)	23	15	38
2. Allen, Nate (1977)	24	11	35
3. Farwell, Heath (2007)	19	13	32
4. Morrow, Harold (1997)	22	10	32
5t. Dillon, Terry (1963)	23	6	29
5t. Griffith, Robert (1995)	21	8	29
5t. Nelson, Jim (2000)	18	11	29

PUNT RETURNS (MIN. 20 RETURNS)

Player	No.	Yards	Avg.	Long	TD
1. Sherels, Marcus (2013)	22	335	15.2	86t	1
2. Sherels, Marcus (2016)	21	292	13.9	79t	2
3. Palmer, David (1995)	26	342	13.2	74t	1
4. Palmer, David (1997)	34	444	13.1	57	0
5. Lewis, Leo (1987)	22	275	12.5	78t	1

KICKOFF RETURNS (MIN. 20 RETURNS)

Player	No.	Yards	Avg.	Long	TD
1. Patterson, Cordarrelle (2013)	43	1,393	32.4	109t	2
2. Patterson, Cordarrelle (2015)	32	1,019	31.8	101t	2
3. Patterson, Cordarrelle (2016)	25	792	31.7	104t	1

VIKINGS LEADERS

4. Allison, Aundrae (2007)	20	574	28.7	104t	1
5. Harvin, Percy (2009)	42	1,156	27.5	101t	2

COMBINED YARDAGE

Player	Total Rush Rec.	Punt Ret.	Kick Ret.
1. Peterson, Adrian (2012)	2,314/2,097 217	-	-
2. Harvin, Percy (2009)	2,081 135 790	-	1,156
3. Walker, Herschel (1990)	2,051 770 315	-	966
4. Peterson, Adrian (2007)	2,021 1,341 261	0	412
5. Patterson, Cordarrelle (2012)	2,020 158 469	0	1,393

VIKINGS SINGLE GAME LEADERS

RUSHING YARDS

Player, Game	Yards	Att.	Avg.	Long	TD
1. Peterson, Adrian, 11/4/07, vs. S.D.	296	30	9.8	64t	3
2. Peterson, Adrian, 10/14/07, at Chi.	224	20	11.2	73t	3
3. Peterson, Adrian, 12/16/12, at STL	212	24	8.8	82t	1
4. Peterson, Adrian, 12/1/13, vs. Chi.	211	35	6.0	23	0
5. Peterson, Adrian, 12/2/12, at G.B.	210	21	10.0	82t	1
6. Cook, Dalvin, 11/8/20, vs. Det.	206	22	9.4	70t	2
7. Cook, Dalvin, 12/9/21, vs. Pit.	205	27	7.6	30	2
8. Peterson, Adrian, 11/15/15, at Oak.	203	26	7.8	80t	1
9. Foreman, Chuck, 10/24/76, at Phi.	200	28	7.14	46	2
10. Peterson, Adrian, 12/30/12, vs. G.B.	199	34	5.8	28	1

RECEPTIONS

Player, Game	No.	Yards	Avg.	Long	TD
1. Young, Rickey, 12/16/79, at N.E.	15	116	7.7	17	1
2t. Thielen, Adam, 9/23/18, vs. Buff.	14	105	7.5	19	0
2t. Carter, Cris, 10/2/94, at Ariz.	14	167	11.9	29	0
3t. Diggs, Stefon, 11/6/16, vs. Det.	13	80	6.2	12	0
3t. Diggs, Stefon, 11/13/16, at Wash.	13	164	12.6	36	0
3t. Diggs, Stefon, 11/18/18, at Chi.	13	126	9.7	25	1

RECEIVING YARDS

Player, Game	No.	Yards	Avg.	Long	TD
1. Jefferson, Justin, 12/11/22 at Det.	11	223	20.3	47	0
2. White, Sammy, 11/7/76, vs. Det.	7	210	30.0	52	2
3. Moss, Randy, 11/14/99, at Chi.	12	204	17.0	44	0
4t. Thielen, Adam, 12/24/16, at G.B.	12	202	16.8	71t	2
4t. Flatley, Paul, 10/24/65, at S.F.	7	202	28.9	58t	2
6. Rice, Sidney, 11/15/09, vs. Det.	7	201	28.7	56	0
7. Jefferson, Justin, 9/11/22, vs. G.B.	10	193	19.3	46	1
8. Moss, Randy, 10/5/98, at G.B.	5	190	38.0	52t	2
9. Carter, Anthony, 11/6/88, vs. Det.	8	188	23.5	40	0
10t. Carter, Anthony, 11/26/87, at Dal.	8	184	23.0	51	2
10t. Jefferson, Justin, 9/11/22, vs. G.B.	9	184	20.4	64	2

RUSHING-RECEIVING YARDS

Player, Game	Rushing	Receiving	Total
1. Peterson, Adrian, 11/4/07, vs. S.D.	296	19	315
2. Foreman, Chuck, 10/24/76, at Phi.	200	65	265
3. Nelson, Darrin, 11/13/83, vs. G.B.	119	137	256
4. Cook, Dalvin, 11/8/20, vs. Det.	206	46	252
5. Peterson, Adrian, 10/14/07, at Chi.	224	9	233

PASSER RATING (MIN. 20 ATTEMPTS)

Player, Game	Att	Cmp	Pct	Yds	TD	Int	Rtg
1. Frerotte, Gus, 9/28/03, vs. S.F.	21	16	76.2	267	4	0	157.2
2. Bridgewater, Teddy, 12/20/15, vs. Chi.	20	17	85.0	231	4	0	154.4
3. Tarkenton, Fran, 10/13/74, vs. Hou.	24	18	75.0	274	3	0	151.7

PASSING YARDS

Player, Game	Yds	Att	Cmp	Pct	TD	Int	Rtg
1. Kramer, Tommy, 11/2/86, @ Was.	490	35	20	57.1	4	1	128.0
2. Cousins, Kirk, 12/17/22, vs. Ind. (OT)	460	54	34	62.9	4	2	99.3
3. Kramer, Tommy, 12/14/80, vs. Clev.	456	49	38	77.5	4	0	132.7

PASSING TOUCHDOWNS

Player, Game	TDs	Att	Cmp	Pct	Yds	Int	Rtg
1. Kapp, Joe, 9/28/69, vs. Balt.	7	43	28	65.1	449	1	129.7

2. Kramer, Tommy, 9/28/86, vs. G.B.	6	25	16	64.0	241	0	135.2
-------------------------------------	---	----	----	------	-----	---	-------

SCORING

Player, Game	TDs	2 pt.	PAT	FG	Total
1t. Foreman, Chuck, 12/20/75, at Buf.	4	-	-	-	24
1t. Rashad, Ahmad, 9/2/79, vs. SF	4	-	-	-	24
1t. Cook, Dalvin, 11/1/20, at G.B.	4	-	-	-	24
4. Karlis, Rich, 11/5/89, vs. LA Rams	-	-	-	7	21
5t. Moss, Randy, 11/26/98, at Dal.	3	1	-	-	20
5t. Anderson, Gary, 12/13/98, at Balt.	-	-	2	6	20
5t. Asiata, Matt, 11/2/14, vs. Was.	3	1	-	-	20

FIELD GOALS MADE

Player, Game	Att.	Made	Pct.	Long
1. Karlis, Rich, 11/5/89, vs. LA Rams	7	7	100.0	40
2t. Anderson, Gary, 12/13/98, at Balt.	6	6	100.0	46
2t. Forbath, Kai, 10/22/17, vs. Balt.	6	6	100.0	46

PUNTING AVERAGE (MIN. 4 PUNTS)

Player, Game	No.	Net	Long	In20
1. Wile, Matt, 12/30/18, vs. Chi.	5	51.8	65	2
2. Berger, Mitch, 11/15/98, vs. Cin.	4	48.3	66	2
3. Locke, Jeff, 11/24/16, at Det.	4	48.0	57	3
4. Kluwe, Chris, 10/9/11, vs. Ariz.	4	47.5	51	2

INTERCEPTIONS

Player, Game	No.	Yds	Avg.	Long	TD
1t. Winston, Roy, 10/25/64, at SF	3	24	8.0	15	0
1t. Mackbee, Earsell, 10/26/69, vs. Det.	3	22	7.3	22	0
1t. Bryant, Bobby, 11/9/69, vs. Cle.	3	62	20.7	56	0
1t. Sharockman, Ed, 12/13/70, at BPA	3	28	9.3	6	0
1t. Bryant, Bobby, 12/8/73, at G.B.	3	86	28.7	46	1
1t. Turner, John, 10/12/80, vs. Chi.	3	3	3.0	10	0
1t. Teal, Willie, 11/28/82, vs. Chi.	3	13	4.3	13	0
1t. Scott, Todd, 9/27/92, at Cin.	3	15	5.0	11	0
1t. McMillian, Audray, 11/22/92, vs. Cle.	3	73	24.3	35	0
1t. Glenn, Vencie, 12/27/92, vs. G.B.	3	55	18.3	39	0
1t. Del Rio, Jack, 12/5/93, at Det.	3	3	1.0	3	0
1t. Williams, Brian, 11/23/03, vs. Det.	3	71	23.7	42t	1
1t. Sharper, Darren, 11/13/05, at NYG	3	123	41.0	92t	1

SACKS

Player, Game	No.	Yds
1. Holloway, Randy, 9/16/84, vs. Atl.	5.0	37
2. Allen, Jared, 10/5/09, vs. G.B.	4.5	19.5
3t. Doleman, Chris, 12/25/89, vs. Cin.	4.0	33.5
3t. Martin, Doug, 10/23/83, at G.B.	4.0	32
3t. Millard, Keith, 9/25/88, vs. Phi.	4.0	21
3t. Williams, Kevin, 10/12/08, vs. Det.	4.0	28
8t. Allen, Jared, 1/1/12, vs. Chi.	3.5	19.5
8t. Randle, John, 9/22/96, vs. G.B.	3.5	21.5
8t. Robison, Brian, 10/21/12, vs. Ari.	3.5	18
8t. Hunter, Danielle, 11/4/18, vs. Det.	3.5	14.5

TACKLES (DEFENSE ONLY)

Player, Game	Solo.	Asst.	Total
1. Studwell, Scott, 11/17/85, at Det.	16	8	24
2. Greenway, Chad, 11/20/11, vs. Oak.	12	10	22
3t. Studwell, Scott, 9/24/89, at Pit.	11	10	21
3t. McDaniel, Ed, 9/4/94, at G.B.	15	6	21
5t. Studwell, Scott, 10/2/83, vs. Dal.	10	10	20
5t. Studwell, Scott, 12/8/84, at SF	16	4	20
5t. Blair, Matt, 11/13/83, vs. G.B.	9	11	20
5t. Browner, Joey, 10/27/85, at Chi.	15	5	20
9. Del Rio, Jack, 12/1/94, vs. Chi.	11	8	19
10t. Many tied w/ 18 total tackles			

SPECIAL TEAMS TACKLES

Player, Game	Solo.	Asst.	Total
1. Farwell, Heath, 11/25/07, at NYG	7	0	7
2. Henderson, Wymon, 11/6/88, vs. Det.	6	0	6

VIKINGS LEADERS

PUNT RETURNS (MIN. 3 RETURNS)

Player, Game	No.	Yds	Avg.	Long	TD
1. West, Charlie, 11/3/68, vs. Was.	3	107	35.6	98t	1
2. Sherels, Marcus, 10/21/13, at NYG	4	119	29.8	86t	1
3. Moore, Mewelde, 11/13/05, at NYG	3	87	29.0	71	0

KICKOFF RETURNS (MIN. 3 RETURNS)

Player, Game	No.	Yds	Avg.	Long	TD
1. Patterson, Cordarrelle, 9/15/13, at Chi.	3	149	49.7	105t	1
2. Allison, Aundrae, 12/2/07, vs. Det.	3	144	47.7	104t	1
3. Patterson, Cordarrelle, 10/27/13 vs. G.B.	5	228	45.6	109t	1

COMBINED YARDAGE

Player, Game	TotalRushRec.	Kick Ret.
1. Peterson, Adrian, 10/14/07, at Chi.	361 224 9	128
2. Peterson, Adrian, 11/4/07, vs. S.D.	315 296 19	-
3. Nelson, Darrin, 11/13/83, vs. G.B.	278 119 137	22

YEARLY LEADERS

RUSHING

Year	Player	Att	Yds	Avg	Lg	TD	Rank (NFL/NFC)
1961	McElhenny, Hugh	120	570	4.8	41	3	15
1962	Mason, Tommy	167	740	4.4	71	2	10
1963	Mason, Tommy	166	763	4.6	70t	7	5
1964	Brown, Bill	226	866	3.8	48	7	4
1965	Brown, Bill	160	699	4.5	40	6	6
1966	Brown, Bill	251	829	3.3	33t	6	4
1967	Osborn, Dave	215	972	4.5	73t	2	2
1968	Brown, Bill	222	805	3.6	32	11	8
1969	Osborn, Dave	186	643	3.5	58t	7	10
1970	Osborn, Dave	207	681	3.2	16	5	13T/8
1971	Jones, Clinton	180	675	3.7	73t	4	20/10
1972	Reed, Oscar	151	639	4.2	43	2	26/12
1973	*Foreman, Chuck	182	801	4.4	50t	4	18/9
1974	Foreman, Chuck	199	777	3.9	32	9	11/4
1975	Foreman, Chuck	280	1,070	3.8	31t	13	5/2
1976	Foreman, Chuck	278	1,155	4.1	46	13	6/4
1977	Foreman, Chuck	270	1,112	4.1	51	6	6/3
1978	Foreman, Chuck	237	749	3.2	21	5	22/8
1979	Young, Rickey	188	708	2.8	23t	3	22T/10T
1980	Brown, Ted	219	912	4.2	55t	8	10/7
1981	Brown, Ted	274	1,063	3.9	34	6	15/9
1982	Brown, Ted	120	515	4.3	30	1	19T/9T
1983	Nelson, Darrin	154	642	4.2	56t	1	31/16
1984	*Anderson, Alfred	201	773	3.8	23	2	20/12
1985	Nelson, Darrin	200	893	4.5	37	5	19/11
1986	Nelson, Darrin	191	793	4.2	42	4	16/10
1987	Nelson, Darrin	131	642	4.9	72	2	16/8
1988	Nelson, Darrin	112	380	3.4	27	1	53/23
1989	Walker, Herschel	169	669	4.0	47	5	20/10
1990	Walker, Herschel	184	770	4.2	58t	5	19/9
1991	Walker, Herschel	198	825	4.2	71t	10	11/5
1992	Allen, Terry	266	1,201	4.5	51	13	6/3
1993	Graham, Scottie	118	488	4.1	31	3	34/16
1994	Allen, Terry	255	1,031	4.0	45	8	8/4
1995	Smith, Robert	139	632	4.5	58t	5	30/15
1996	Smith, Robert	162	692	4.3	57	3	24/10
1997	Smith, Robert	232	1,266	5.5	78t	6	7/3
1998	Smith, Robert	249	1,187	4.8	74t	6	11/5
1999	Smith, Robert	221	1,015	4.6	70t	2	14/7
2000	Smith, Robert	295	1,521	5.2	72t	7	2/1
2001	*Bennett, Michael	172	682	4.0	31t	2	27/13
2002	Bennett, Michael	255	1,296	5.1	85t	5	11/3
2003	Williams, Moe	174	745	4.3	61	5	27/14
2004	Smith, Onterio	124	544	4.4	38	2	36/18
2005	Moore, Mewelde	155	662	4.3	33	1	29/11
2006	Taylor, Chester	303	1,216	4.0	95t	6	9/5
2007	*Peterson, Adrian	238	1,341	5.6	73t	12	2/1

2008	Peterson, Adrian	363	1,760	4.8	67t	10	1/1
2009	Peterson, Adrian	314	1,383	4.4	64t	18	5/2
2010	Peterson, Adrian	283	1,298	4.6	80t	12	6/2
2011	Peterson, Adrian	208	970	4.7	54	12	18/8
2012	Peterson, Adrian	348	2,097	6.0	82t	12	1/1
2013	Peterson, Adrian	279	1,266	4.5	78t	10	5/4
2014	Asiata, Matt	164	570	3.5	19	9	32/18
2015	Peterson, Adrian	327	1,485	4.5	80t	11	1/1
2016	McKinnon, Jerick	159	539	3.4	36	2	33/15
2017	Murray, Latavius	216	842	3.9	46	8	20/8
2018	Cook, Dalvin	133	615	4.6	70	2	32/16
2019	Cook, Dalvin	250	1,135	4.5	75t	13	10/4
2020	Cook, Dalvin	312	1,557	5.0	70t	16	2/1
2021	Cook, Dalvin	249	1,159	4.7	66	6	5/1
2022	Cook, Dalvin	264	1,173	4.4	81t	8	6/3

* Rookie

PASSING

Year	Player	Att	Cmp	Pct	Yds	TD	Int	Rtg	Rank (NFL/NFC)
1961	*Tarkenton, F.	280	157	56.1	1,997	18	17	74.7	8
1962	Tarkenton, F.	329	163	49.5	2,595	22	25	66.9	12
1963	Tarkenton, F.	297	170	57.2	2,311	15	15	78.0	6
1964	Tarkenton, F.	306	171	55.9	2,506	22	11	91.8	2
1965	Tarkenton, F.	329	171	52.0	2,609	19	11	83.8	6
1966	Tarkenton, F.	358	192	53.6	2,561	17	16	73.8	6
1967	*Kapp, J.	214	102	47.7	1,386	8	17	48.2	19
1968	Kapp, J.	248	129	52.1	1,695	10	17	58.8	13
1969	Kapp, J.	237	120	50.6	1,726	19	13	78.5	10
1970	Cuozzo, G.	257	128	49.8	1,720	7	10	64.3	20/10
1971	Cuozzo, G.	168	75	44.6	842	6	8	52.2	25T/14
1972	Tarkenton, F.	378	215	56.9	2,651	18	13	80.2	3/3
1973	Tarkenton, F.	274	169	61.7	2,113	15	7	93.2	2/2
1974	Tarkenton, F.	351	199	56.7	2,598	17	12	82.1	7/4
1975	Tarkenton, F.	425	273	64.2	2,994	25	13	91.8	2/1
1976	Tarkenton, F.	412	255	61.8	2,961	17	8	89.3	6/3
1977	Tarkenton, F.	258	155	60.1	1,734	9	14	69.2	9/3
1978	Tarkenton, F.	572	345	60.3	3,468	25	32	68.9	12/4
1979	Kramer, T.	566	315	55.7	3,397	23	24	69.3	17T/6T
1980	Kramer, T.	522	299	57.3	3,582	19	23	72.2	19/9
1981	Kramer, T.	593	322	54.3	3,912	26	24	72.6	18/10
1982	Kramer, T.	308	176	57.1	2,037	15	12	77.3	13T/8
1983	Dils, S.	444	239	53.8	2,840	11	16	66.8	22/11
1984	Kramer, T.	236	124	52.5	1,678	9	10	70.6	23/12
1985	Kramer, T.	506	277	54.7	3,522	19	26	67.8	21/11
1986	Kramer, T.	372	208	55.9	3,000	24	10	92.6	1/1
1987	Wilson, W.	264	140	53.0	2,106	14	13	76.7	16/8
1988	Wilson, W.	332	204	61.4	2,746	15	9	91.5	3/1
1989	Wilson, W.	342	184	53.8	2,467	9	12	71.1	21/9
1990	Gannon, R.	349	182	52.1	2,278	16	16	68.9	23T/12
1991	Gannon, R.	354	211	59.6	2,166	12	6	81.5	11/6
1992	Gannon, R.	279	159	57.0	1,905	12	13	72.9	18/11
1993	McMahon, J.	331	200	60.4	1,968	9	8	76.3	16/7
1994	Moon, W.	601	371	61.7	4,264	18	19	79.9	13/7
1995	Moon, W.	606	377	62.2	4,228	33	14	91.5	7/6
1996	Johnson, B.	311	195	62.7	2,258	17	10	89.4	3/3
1997	Johnson, B.	452	275	60.8	3,036	20	12	84.5	9/4
1998	Cunningham, R.	425	259	60.9	3,704	34	10	106.0	1/1
1999	George, J.	329	191	58.1	2,816	23	12	94.2	3/3
2000	Culpepper, D.	474	297	62.7	3,937	33	16	98.0	4/3
2001	Culpepper, D.	366	235	64.2	2,612	1	13	83.3	11/6
2002	Culpepper, D.	549	333	60.7	3,853	18	23	75.3	26/11
2003	Culpepper, D.	454	295	65.0	3,479	25	11	96.4	3/1
2004	Culpepper, D.	548	379	69.2	4,717	39	11	110.9	2/1
2005	Johnson, B.	294	184	62.6	1,885	12	4	88.9	11/3
2006	Johnson, B.	439	270	61.5	2,750	9	15	72.0	27/15
2007	Jackson, T.	294	171	58.2	1,911	9	12	70.8	28/13
2008	Frerotte, G.	301	178	59.1	2,157	12	15	73.7	28/14
2009	Favre, B.	531	363	68.4	4,202	33	7	107.2	2/2
2010	Favre, B.	358	217	60.6	2,509	11	19	69.9	29/14
2011	*Ponder, C.	291	158	54.3	1,853	13	13	70.1	31/16

VIKINGS LEADERS

2012	Ponder, C.	483	300	62.1	2,935	18	12	81.2	21/12
2013	Cassel, M.	254	153	60.2	1,807	11	9	81.6	25/16
2014	*Bridgewater, T	402	259	64.4	2,919	14	12	85.2	22/12
2015	Bridgewater, T.	447	292	65.3	3,231	14	9	88.7	22/11
2016	Bradford, S.	552	395	71.6	3,877	20	5	99.3	6/5
2017	Keenum, C.	481	325	67.6	3,547	22	7	98.3	7/5
2018	Cousins, K.	606	425	70.1	4,298	30	10	99.7	10/7
2019	Cousins, K.	444	307	69.1	3,603	26	6	107.4	4/2
2020	Cousins, K.	516	349	67.6	4,265	35	13	105.0	8/4
2021	Cousins, K.	561	372	66.3	4,221	33	7	103.1	4T/3T
2022	Cousins, K.	643	424	65.9	4,547	29	14	92.5	13/6

* Rookie

RECEIVING

Year	Player	No.	Yds.	Avg.	Long	TD	Rank (NFL/NFC)
1961	Reichow, Jerry	50	859	17.2	51t	11	12T
1962	Reichow, Jerry	39	561	14.4	41	3	22T
1963	Flatley, Paul	51	867	17.0	62	4	22T
1964	Brown, Bill	48	703	14.6	64	9	11
1965	Flatley, Paul	50	896	17.9	58	7	10T
1966	Flatley, Paul	50	777	15.0	41	3	12T
1967	Osborn, Dave	34	272	8.0	29	1	30T
1968	Washington, Gene	46	756	16.3	61	6	9
1969	Washington, Gene	39	821	21.1	83t	9	29
1970	Washington, Gene	44	702	15.9	49t	4	16T/11T
1971	Grim, Bob	45	691	15.3	55t	7	13T/7
1972	Gilliam, John	47	1,035	22.0	66t	7	10T/5T
1973	Gilliam, John	42	907	21.6	54t	8	19T/8T
1974	Foreman, Chuck	53	586	11.1	66t	6	8/6
1975	Foreman, Chuck	73	691	9.5	33	9	1/1
1976	Foreman, Chuck	55	567	10.3	41t	1	5/2
1977	Rashad, Ahmad	51	681	13.4	48t	2	5T/1
1978	Young, Rickey	88	705	8.0	48	5	1/1
1979	Rashad, Ahmad	80	1,156	14.5	52t	9	2/1
1980	Rashad, Ahmad	69	1,095	15.9	76t	5	5/4
1981	Brown, Ted	83	694	8.4	63	2	3/2
1982	Brown, Ted	31	207	6.7	29	2	32T/17T
1983	Nelson, Darrin	51	618	12.1	68	0	33T/18T
1984	Lewis, Leo	47	830	17.7	56	4	44/23
1985	Jordan, Steve	68	795	11.7	32	0	15/7
1986	Jordan, Steve	58	859	14.8	68t	6	29T/12
1987	Carter, Anthony	38	922	24.3	73t	7	48T/19T
1988	Carter, Anthony	72	1,225	17.0	67t	6	9T/7T
1989	Carter, Anthony	65	1,066	16.4	50	4	17/12
1990	Carter, Anthony	72	1,008	14.4	56t	8	12/6
1991	Carter, Cris	72	962	13.4	50	5	9T/4
1992	Carter, Cris	53	681	12.8	44	6	33T/20
1993	Carter, Cris	86	1,071	12.5	58	9	4T/4T
1994	Carter, Cris	122	1,256	10.3	65t	7	1/1
1995	Carter, Cris	122	1,371	11.2	60t	17	2T/2T
1996	Carter, Cris	96	1,163	12.1	43t	10	5/4
1997	Carter, Cris	89	1,069	12.0	43	13	4/3
1998	Carter, Cris	78	1,011	13.0	54t	12	11T/5
1999	Carter, Cris	90	1,241	13.8	68	13	5T/2
2000	Carter, Cris	96	1,274	13.3	53	9	6/3
2001	Moss, Randy	82	1,233	15.0	73t	10	16/7
2002	Moss, Randy	106	1,347	12.7	60	7	3/1
2003	Moss, Randy	111	1,632	14.7	72	17	2/2
2004	Wiggins, Jermaine	71	705	9.9	39	4	28/14
2005	Wiggins, Jermaine	69	568	8.2	24	1	29T/12T
2006	Taylor, Travis	57	651	11.4	36	3	48T/26T
2007	Wade, Bobby	54	647	12.0	40	3	52T/27T
2008	Wade, Bobby	53	645	12.2	59t	2	56T/24T
2009	Rice, Sidney	83	1,312	15.8	63	8	12T/6T
2010	Harvin, Percy	71	868	12.2	53t	5	21T/12T
2011	Harvin, Percy	87	967	11.1	52t	6	6/4
2012	Harvin, Percy	62	677	10.9	45	3	42t/25
2013	Jennings, Greg	68	804	11.8	70t	4	39/21
2014	Jennings, Greg	59	742	12.6	38	6	58t/29t
2015	*Diggs, Stefon	52	720	13.8	40t	4	62t/30t

2016	Diggs, Stefon	84	903	10.8	46	3	16/8
2017	Thielen, Adam	97	1,267	14.0	65t	4	8/4
2018	Thielen, Adam	113	1,373	12.2	68	9	4t/3t
2019	Diggs, Stefon	63	1,130	17.9	66	6	44t/24t
2020	*Jefferson, Justin	88	1,400	15.9	71t	7	15t/10
2021	Jefferson, Justin	108	1,616	15.0	56	10	4/3
2022	Jefferson, Justin	128	1,809	14.1	64	8	1/1

* Rookie

PUNTING

Year	Player	No.	Avg.	Long	Blk.	Rank (NFL/NFC)
1961	*Mercer, Mike	63	39.0	59	2	12
1962	Mercer, Mike	19	43.5	77	0	12
1963	Cox, Fred	70	38.7	57	0	15
1964	Walden, Bobby	72	46.4	73	0	1
1965	Walden, Bobby	51	42.1	61	0	8
1966	Walden, Bobby	60	41.1	70	0	9
1967	Walden, Bobby	75	41.6	76	0	6
1968	Hill, King	35	41.0	53	0	DNQ
1969	Lee, Bob	67	40.0	56	0	10
1970	McNeill, Tom	61	38.0	64	0	25/12
1971	Lee, Bob	89	39.6	58	0	20/10
1972	Eischeid, Mike	62	42.7	61	1	5T/2T
1973	Eischeid, Mike	66	39.8	57	0	21/12
1974	Eischeid, Mike	73	36.1	50	1	25/12
1975	*Clabo, Neil	73	41.1	62	2	7/4
1976	Clabo, Neil	69	38.8	55	0	19/8
1977	Clabo, Neil	83	39.8	69	0	11/7
1978	Coleman, Greg	51	39.0	59	1	14/7
1979	Coleman, Greg	90	39.5	70	1	20/10
1980	Coleman, Greg	81	38.8	67	0	24/13
1981	Coleman, Greg	88	41.4	73	0	12/7
1982	Coleman, Greg	58	41.1	67	0	13/9
1983	Coleman, Greg	91	41.5	65	0	12T/4T
1984	Coleman, Greg	82	42.4	62	0	7/2
1985	Coleman, Greg	67	42.8	62	0	7/4
1986	Coleman, Greg	67	41.4	69	0	11/7
1987	Coleman, Greg	45	39.7	54	1	19/9
1988	Scribner, Bucky	84	40.3	55	2	15T/8
1989	Scribner, Bucky	72	39.8	55	0	19/9
1990	Newsome, Harry	78	42.3	61	1	7T/5
1991	Newsome, Harry	68	45.5	65	0	2/1
1992	Newsome, Harry	72	45.0	84	1	2/1
1993	Newsome, Harry	90	42.9	64	0	12T/6T
1994	Saxon, Mike	77	42.9	67	0	7T/5
1995	Saxon, Mike	72	40.9	60	0	23T/11T
1996	Berger, Mitch	88	41.1	63	2	26/13
1997	Berger, Mitch	73	42.9	65	0	13T/5T
1998	Berger, Mitch	55	44.7	67	0	7T/3
1999	Berger, Mitch	61	45.4	75	0	2/1
2000	Berger, Mitch	62	44.7	60	0	4T/1
2001	Berger, Mitch	47	43.5	67	0	7T/2T
2002	Richardson, Kyle	62	39.9	59	1	28T/14
2003	*Johnson, Eddie	56	39.1	55	1	27/14
2004	Bennett, Darren	57	39.3	61	0	29/15
2005	*Kluwe, Chris	71	44.1	62	0	6/2
2006	Kluwe, Chris	93	42.3	68	0	25/14
2007	Kluwe, Chris	81	44.7	70	0	8/4
2008	Kluwe, Chris	73	47.6	62	1	4/3
2009	Kluwe, Chris	73	43.9	60	0	15/7
2010	Kluwe, Chris	83	43.0	59	0	21/11
2011	Kluwe, Chris	77	45.7	60	0	13/4
2012	Kluwe, Chris	72	45.0	59	0	22/10
2013	*Locke, Jeff	75	44.2	65	0	24/12
2014	Locke, Jeff	75	44.2	62	1	23/10
2015	Locke, Jeff	66	41.6	61	0	32/16
2016	Locke, Jeff	74	42.6	72	0	29/14
2017	Quigley, Ryan	71	42.2	56	0	32/16
2018	Wile, Matt	72	45.2	70	1	15/10
2019	Colquitt, Britton	62	45.2	59	0	19/9

VIKINGS LEADERS

2020	Colquitt, Britton	54	45.1	59	2	22/11
2021	Berry, Jordan	78	46.5	64	1	14/9
2022	*Wright, Ryan	73	47.4	73	1	14/7

* Rookie

SCORING

Year	Player	TD	PAT	FG	Tot.	Rank (NFL/NFC)
1961	Reichow, Jerry	11			66	16T
1962	Christopherson, Jim		28	11	61	20
1963	Cox, Fred		39	12	75	10
1964	Cox, Fred		40	21	103	6
1965	Cox, Fred		44	23	113	3
1966	Cox, Fred		34	18	88	11
1967	Cox, Fred		26	17	77	8
1968	Cox, Fred		31	19	88	6
1969	Cox, Fred		43	26	121	1
1970	Cox, Fred		35	30	125	1/1
1971	Cox, Fred		25	22	91	8T/4T
1972	Cox, Fred		34	21	97	9T/5T
1973	Cox, Fred		33	21	96	12/8
1974	Foreman, Chuck	15			90	4T/3
1975	Foreman, Chuck	22			132	2/1
1976	Cox, Fred		32	19	89	5/3
1977	Foreman, Chuck	9			54	24T/9T
	White, Sammy	9			54	24T/9T
1978	Danmeier, Rick		36	12	72	19T/7T
1979	Danmeier, Rick		28	13	67	30/12
1980	Danmeier, Rick		33	16	81	16T/7T
1981	Danmeier, Rick		34	21	97	15/8
1982	Danmeier, Rick		23	8	49	26/15
1983	Ricardo, Benny		33	25	108	13/9
1984	Stenerud, Jan		30	20	90	24/12
1985	Stenerud, Jan		41	15	86	25/14
1986	Nelson, Chuck		44	22	110	4/3
1987	Nelson, Chuck		36	13	75	20T/10
1988	Nelson, Chuck		48	20	108	9T/4T
1989	Karlis, Rich		27	31	120	3T/3T
1990	Igwebuike, Donald		19	14	61	39/21
1991	Reveiz, Fuad		34	17	85	21T/11T
1992	Reveiz, Fuad		45	19	102	12/5
1993	Reveiz, Fuad		27	26	105	14T/7
1994	Reveiz, Fuad		30	34	132	2T/1T
1995	Reveiz, Fuad		44	26	122	7T/4T
1996	Sisson, Scott		30	22	96	21/9
1997	Carter, Cris	13	3#		84	26T/11T
1998	Anderson, Gary		59	35	164	1/1
1999	Anderson, Gary		46	19	103	20/7
2000	Anderson, Gary		45	22	111	11/6
2001	Anderson, Gary		29	15	74	33T/15
2002	Anderson, Gary		36	18	90	28T/14
2003	Elling, Aaron		48	18	102	17T/8T
	Moss, Randy	17			102	17T/8T
2004	Andersen, Morten		45	18	99	20T/7T
2005	Edinger, Paul		31	25	706	19/7
2006	Longwell, Ryan		27	21	90	31/14
2007	Longwell, Ryan		39	20	99	24T/11T
2008	Longwell, Ryan		40	29	127	7T/6T
2009	Longwell, Ryan		54	26	132	3/2
2010	Longwell, Ryan		30	17	81	28/15
2011	Longwell, Ryan		38	22	104	23/13
2012	*Walsh, Blair		36	35	141	4/3
2013	Walsh, Blair		43	26	121	15/7
2014	Walsh, Blair		29	26	107	20/10
2015	Walsh, Blair		33	34	135	4/3
2016	Forbath, Kai		11	15	56	48t/25t
2017	Forbath, Kai		34	32	130	10t/5t
2018	Bailey, Dan		30	21	93	23t/14t
2019	Bailey, Dan		40	27	121	6/4
2020	Cook, Dalvin	17	3#		108	18t/11t
2021	Joseph, Greg		36	33	135	6T/3

2022	Joseph, Greg	40	26	118
------	--------------	----	----	-----

* Rookie

2 Pt. Conversions

FIELD GOALS

Year	Player	Att.	Made	Pct.	Long	Rank (NFL/NFC)
1961	*Mercer, Mike	21	9	42.9	34	11
1962	Christopherson, Jim	20	11	55.0	44	6T
1963	Cox, Fred	24	12	50.0	46	7T
1964	Cox, Fred	33	21	63.6	47	3
1965	Cox, Fred	35	23	65.7	53	1
1966	Cox, Fred	33	18	54.5	44	10
1967	Cox, Fred	33	17	51.5	44	7
1968	Cox, Fred	29	19	65.5	45	3
1969	Cox, Fred	37	26	70.3	48	1
1970	Cox, Fred	46	30	65.2	47	8/5
1971	Cox, Fred	32	22	68.7	47	5/3
1972	Cox, Fred	33	21	63.6	43	13T/4T
1973	Cox, Fred	35	21	60.0	41	19T/9T
1974	Cox, Fred	20	12	60.0	46	14T/7T
1975	Cox, Fred	17	13	76.4	52	6/4
1976	Cox, Fred	31	19	61.3	49	11/7
1977	Cox, Fred	17	8	47.1	42	23/12
1978	Danmeier, Rick	19	12	63.2	47	18/11
1979	Danmeier, Rick	22	13	59.1	44	22/11
1980	Danmeier, Rick	26	16	61.5	47	18T/9
1981	Danmeier, Rick	25	21	84.0	45	2/2
1982	Danmeier, Rick	14	8	57.1	43	24T/12T
1983	Ricardo, Benny	33	25	75.8	47	14/7
1984	Stenerud, Jan	23	20	87.0	54	1/1
1985	Stenerud, Jan	26	15	57.7	49	25/12
1986	Nelson, Chuck	28	22	78.6	53	4/2
1987	Nelson, Chuck	24	13	54.2	51	27/13
1988	Nelson, Chuck	25	20	80.0	49	6/2
1989	Karlis, Rich	39	31	79.5	51	5/3
1990	Igwebuike, Donald	16	14	87.5	48	4/1
1991	Reveiz, Fuad	24	17	70.8	50	17/9
1992	Reveiz, Fuad	25	19	76.0	52	12/6
1993	Reveiz, Fuad	35	26	74.3	51	10T/6T
1994	Reveiz, Fuad	39	34	87.2	51	3/1
1995	Reveiz, Fuad	36	26	72.2	51	13T/6T
1996	Sisson, Scott	29	22	75.9	44	18T/8T
1997	Murray, Eddie	17	12	70.6	49	28T/14
1998	Anderson, Gary	35	35	100.0	53	2/1
1999	Anderson, Gary	30	19	63.3	44	23T/9T
2000	Anderson, Gary	23	22	95.7	49	17T/9
2001	Anderson, Gary	18	15	83.3	44	29/14
2002	Anderson, Gary	23	18	78.3	53	23/12
2003	Elling, Aaron	25	18	72.0	51	23T/12
2004	Andersen, Morten	22	18	81.8	48	23T/11T
2005	Edinger, Paul	34	25	73.5	56	12T/6T
2006	Longwell, Ryan	25	21	84.0	49	22T/11
2007	Longwell, Ryan	24	20	83.3	55	28/14
2008	Longwell, Ryan	34	29	85.3	54	8T/5T
2009	Longwell, Ryan	28	26	92.9	52	10T/4
2010	Longwell, Ryan	18	17	94.4	48	26/15
2011	Longwell, Ryan	28	22	78.6	53	25T/12T
2012	*Walsh, Blair	38	35	92.1	56	1/1
2013	Walsh, Blair	30	26	86.7	54	13T/6T
2014	Walsh, Blair	35	26	74.3	55	15T/7
2015	Walsh, Blair	39	34	87.2	54	1/1
2016	Forbath, Kai	15	15	100.0	51	31/15
2017	Forbath, Kai	38	32	84.2	53	9T/4T
2018	Bailey, Dan	28	21	75.0	52	20/12
2019	Bailey, Dan	29	27	93.1	50	8T/3T
2020	Bailey, Dan	22	15	68.2	53	28/14
2021	Joseph, Greg	38	33	86.8	55	5/1
2022	Joseph, Greg	33	26	78.7	61	13T/7

* Rookie

VIKINGS LEADERS

KICKOFF RETURNS

Year	Player	No.	Yds.	Avg.	Long	TD	Rank (NFL/NFC)
1961	*Mason, Tommy	25	603	24.1	42	0	15
1962	Butler, Billy	26	588	22.6	45	0	17
1963	Butler, Billy	33	713	21.6	35	0	17
1964	Butler, Billy	26	597	23.0	34	0	17
1965	*Rentzel, Lance	23	602	26.2	101t	1	10
1966	Fitzgerald, Mike	14	301	21.5	28	0	21
1967	Jones, Clinton	25	597	23.8	96t	1	14
1968	*West, Charlie	22	576	26.1	82	0	6
1969	Jones, Clinton	17	444	26.1	71	0	7
1970	Jones, Clinton	19	452	23.7	41	0	17/7
1971	West, Charlie	24	556	23.0	36	0	19/13
1972	Gilliam, John	14	369	26.3	47	0	8/6
1973	McClanahan, Brent	16	410	25.6	45	0	14/5
1974	McClanahan, Brent	23	549	23.9	52	0	20/10
1975	McClanahan, Brent	17	360	21.2	42	0	30/15
1976	*Willis, Leonard	24	552	23.0	57	0	19T/8
1977	Moore, Manfred	24	523	21.8	48	0	25/15
1978	*Miller, Kevin	40	856	21.4	38	0	24T/10T
1979	Edwards, Jimmy	44	1,103	25.1	83	0	2/1
1980	Payton, Eddie	53	1,184	22.3	59	0	14T/7
1981	Payton, Eddie	39	898	23.0	99t	1	11/6
1982	Redwine, Jarvis	12	286	23.8	76	0	5/3
1983	Nelson, Darrin	18	445	24.7	50	0	3/1
1984	Nelson, Darrin	39	891	22.8	47	0	6/3
1985	*Rhymes, Buster	53	1,345	25.4	88	0	5/4
1986	Bess, Rufus	31	705	22.7	43	0	9/4
1987	Guggemos, Neal	36	808	22.4	42	0	7T/5T
1988	*Harris, Darryl	39	833	21.4	30	0	12T/4T
1989	Nelson, Darrin	14	307	21.9	32	0	DNQ
1990	Walker, Herschel	44	966	22.0	64	0	7/5
1991	Nelson, Darrin	31	682	22.0	50	0	9/6
1992	Nelson, Darrin	29	626	21.6	53	0	10T/7
1993	*Ismail, Qadry	42	902	21.5	47	0	10/7
1994	Ismail, Qadry	35	807	23.1	61	0	13/10
1995	Ismail, Qadry	42	1,037	24.7	71	0	7T/2
1996	Ismail, Qadry	28	527	18.8	32	0	38/19
1997	Palmer, David	32	711	22.2	62	0	20/13
1998	Palmer, David	50	1,176	23.5	88t	1	18/9
1999	Tate, Robert	25	627	25.1	76t	1	4/3
2000	*Walters, Troy	30	692	23.1	38	0	18/9
2001	Jacquet, Nate	46	1,012	22.0	53	0	24T/13
2002	Williams, Moe	24	516	21.5	51	0	32/20
2003	*Smith, Onterio	27	588	21.8	46	0	24/13
2004	Campbell, Kelly	35	760	21.7	55	0	26/14
2005	Robinson, Koren	47	1,221	26.0	86t	1	5/1
2006	Johnson, Bethel	45	1,054	23.4	65	0	21/10
2007	*Allison, Aundrae	20	574	28.7	104t	1	3/1
2008	Hicks, Maurice	29	690	23.8	38	0	24/13
2009	*Harvin, Percy	42	1,156	27.5	101t	2	4/3T
2010	Harvin, Percy	40	933	23.3	95t	1	21/9
2011	Harvin, Percy	16	520	32.5	104t	1	DNQ
2012	Harvin, Percy	16	574	35.9	105t	1	DNQ
2013	*Patterson, Cordarrelle	43	1,393	32.4	109t	2	1/1
2014	Patterson, Cordarrelle	34	871	25.6	51	0	6/2
2015	Patterson, Cordarrelle	32	1,019	31.8	101t	2	1/1
2016	Patterson, Cordarrelle	25	792	31.7	104t	1	1/1
2017	McKinnon, Jerick	12	312	26.0	39	0	DNQ
2018	Abdullah, Ameer	10	258	25.8	33	0	DNQ
2019	Abdullah, Ameer	13	325	25.0	38	0	DNQ
2020	Abdullah, Ameer	15	352	23.5	33	0	DNQ
2021	*Nwangwu, Kene	18	579	32.2	99t	2	DNQ
2022	Nwangwu, Kene	35	920	26.3	97t	1	

* Rookie

PUNT RETURNS

Year	Player	No.	Yds.	Avg.	Long	TD	Rank (NFL/NFC)
1961	*Mason, Tommy	14	146	10.4	23	0	5
1962	Butler, Billy	12	169	14.1	46	0	DNQ
1963	Butler, Billy	21	220	10.5	60t	1	4
1964	Butler, Billy	22	156	7.1	32	0	12
1965	Mason, Tommy	9	63	7.0	17	0	DNQ
1966	Sharockman, Ed	9	95	10.5	76	0	DNQ
1967	Grim, Bob	25	101	4.0	81	0	12
1968	*West, Charlie	20	201	10.0	98t	1	4
1969	West, Charlie	39	245	6.3	55	0	6
1970	West, Charlie	29	169	5.8	53	0	24/10
1971	West, Charlie	18	94	5.2	16	0	22/9
1972	Gilliam, John	16	110	6.8	23	0	13T/6T
1973	Bryant, Bobby	25	140	5.6	16	0	26/12
1974	Wallace, Jackie	25	191	7.6	30	0	30/15
1975	Bryant, Bobby	19	125	6.6	16	0	25/15
1976	*Willis, Leonard	30	207	6.9	29	0	27T/13T
1977	Moore, Manfred	47	277	5.9	28	0	33/15
1978	*Miller, Kevin	48	239	5.0	47	0	30/15
1979	Edwards, Jimmy	33	186	5.6	42	0	26/12
1980	Payton, Eddie	34	251	7.4	19	0	25/13
1981	Payton, Eddie	38	303	8.0	28	0	18/10
1982	Payton, Eddie	22	179	8.1	35	0	13/6
1983	Bess, Rufus	21	158	7.5	23	0	25/13
1984	Nelson, Darrin	23	180	7.8	21	0	19/9
1985	Nelson, Darrin	16	133	8.3	21	0	DNQ
1986	Bess, Rufus	23	162	7.0	15	0	20/10
1987	Lewis, Leo	22	275	12.5	78t	1	5T/3T
1988	Lewis, Leo	58	550	9.5	64	0	12/5
1989	Lewis, Leo	44	446	10.1	65	0	8/7
1990	Lewis, Leo	25	180	7.2	30	0	18T/12
1991	Lewis, Leo	30	225	7.5	44	0	19/14
1992	Parker, Anthony	33	336	10.2	42	0	9/4
1993	*Guliford, Eric	29	212	7.3	50	0	21/10
1994	*Palmer, David	30	193	6.4	20	0	24/11
1995	Palmer, David	26	342	13.2	74t	1	1/1
1996	Palmer, David	22	216	9.8	69t	1	12/6
1997	Palmer, David	34	444	13.1	57	0	3/1
1998	Palmer, David	28	289	10.3	53	0	14/8
1999	Moss, Randy	17	162	9.5	64t	1	DNQ
2000	*Walters, Troy	15	217	14.5	63	0	DNQ
2001	Jacquet, Nate	29	219	7.6	23	0	22/12
2002	*Davis, Nick	24	190	7.9	57	0	17/12
2003	*Howry, Keenan	35	247	7.1	52	0	25/11
2004	Burleson, Nate	25	214	8.6	91t	1	16/7
2005	Moore, Mewelde	21	245	11.7	71t	1	3/2
2006	Moore, Mewelde	36	365	10.1	71t	1	11/4
2007	Moore, Mewelde	13	130	10.0	42	0	DNQ
2008	Berrian, Bernard	7	114	16.3	82t	1	DNQ
2009	Reynaud, Darius	30	308	10.3	36	0	9T/4
2010	Camarillo, Greg	39	359	9.2	52	0	16/9
2011	Sherels, Marcus	33	277	8.4	53	0	23/10
2012	Sherels, Marcus	32	287	9.0	77t	1	17/7
2013	Sherels, Marcus	22	335	15.2	86t	1	2/1
2014	Sherels, Marcus	27	297	11.0	35	0	6/3
2015	Sherels, Marcus	34	311	9.1	65t	1	12/7
2016	Sherels, Marcus	21	292	13.9	79t	2	2/1
2017	Sherels, Marcus	39	372	9.5	46	0	7/4
2018	Sherels, Marcus	23	276	12.0	70	0	6/2
2019	Hughes, Mike	14	104	7.4	23	0	DNQ
2020	Beebe, Chad	9	42	4.7	13	0	DNQ
2021	Westbrook, Dede	22	183	8.3	45	0	10/5
2022	Reagor, Jalen	26	167	6.4	25	0	5/4

* Rookie

VIKINGS LEADERS

INTERCEPTIONS

Year	Player	No.	Yds.	Avg.	Long	TD	Rank (NFL/NFC)
1961	*Hawkins, Rip	5	70	14.0	34	0	16T
1962	Sharockman, Ed	6	92	15.3	32	0	9T
1963	Sharockman, Ed	5	93	18.6	47	1	14T
1964	*Rose, George	6	48	8.0	32	1	5T
1965	Sharockman, Ed	6	118	19.7	40	1	3T
1966	Hackbart, Dale	5	73	14.6	41t	1	9T
1967	Mackbee, Earsell	5	98	19.6	40	1	13T
1968	Krause, Paul	7	82	11.7	29	0	7T
1969	Bryant, Bobby	8	97	12.1	56	0	2T
1970	Sharockman, Ed	7	132	18.8	43	1	5T/2T
1971	West, Charlie	7	236	33.7	89	0	6T/3
1972	Krause, Paul	6	109	18.1	35	2	7T/3T
1973	Bryant, Bobby	7	105	15.0	46	1	3/1
1974	Wright, Nate	6	91	15.2	44	0	9T/4T
1975	Krause, Paul	10	201	20.1	81	0	2/1
1976	Wright, Nate	7	47	6.6	21	0	6T/4T
1977	Bryant, Bobby	4	44	11.0	41	0	29T/15T
1978	Bryant, Bobby	7	69	9.9	23	0	29T/15T
1979	Hannon, Tommy	4	85	21.3	52	0	32T/13T
	Wright, Nate	4	44	11.0	32	0	32T/13T
1980	Turner, John	6	22	3.7	13	0	13T/4T
1981	Hannon, Tommy	4	28	7.0	28	0	32T/20T
	Teal, Willie	4	23	5.8	15	0	32T/20T
1982	Teal, Willie	4	15	3.8	13	0	9T/4T
1983	Turner, John	6	37	6.7	22	0	15T/8T
	Swain, John	6	12	2.0	11	0	15T/8T
1984	Bess, Rufus	3	7	2.4	7	0	53T/24T
1985	Turner, John	5	62	12.4	25	0	21T/10T
1986	Holt, Issiac	8	54	6.8	27	0	5T/4T
1987	Browner, Joey	6	67	11.2	23	0	2T/2T
1988	Lee, Carl	8	118	14.8	58t	2	2T/2T
1989	Browner, Joey	5	70	14.0	34	0	16T/9T
1990	Browner, Joey	7	103	14.7	31	1	3T/2T
1991	Browner, Joey	5	97	19.4	45	0	8T/5T
1992	McMillian, Audray	8	157	19.6	61t	2	1T/1
1993	Glenn, Vencie	5	49	9.8	23	0	14T/6T
1994	Parker, Anthony	4	99	24.8	44t	2	21T/12T
	Glenn, Vencie	4	55	13.8	32	0	21T/12T
1995	*Thomas, Orlando	9	108	12.0	45t	1	1/1
1996	Thomas, Orlando	5	57	11.4	34	0	11T/6T
1997	Washington, D.	4	71	17.8	27	0	23T/16T
1998	Hitchcock, Jimmy	7	242	34.6	79t	3	5T/2T
1999	Griffith, Robert	3	0	0.0	0	0	43/21
2000	Wong, Kailee	2	28	14.0	14	0	65T/34T
	Tate, Robert	2	12	6.0	12	0	65T/34T
2001	Griffith, Robert	2	25	12.5	14	0	72T/37T
	*Kelly, Eric	2	-7	-3.5	2	0	72T/37T
2002	Biekert, Greg	4	26	6.5	20	0	22T/11T
2003	Russell, Brian	9	185	20.6	56	0	1T/1T
2004	Winfield, Antoine	3	89	29.7	56	0	48T/23T
2005	Sharper, Darren	9	276	30.7	92t	2	3/1
2006	Smith, Dwight	4	81	20.3	47	0	18T/7T
	Winfield, Antoine	4	33	8.3	26	1	18T/7T
	Sharper, Darren	4	10	2.5	10	0	18T/7T
2007	Smith, Dwight	4	112	28.0	93t	1	23T/11T
	Sharper, Darren	4	61	15.3	41	1	23T/11T
2008	Leber, Ben	2	29	14.5	28	0	31T/15T
	Sapp, Benny	2	13	6.5	14	0	31T/15T
	Winfield, Antoine	2	5	2.5	4	0	31T/15T
	Williams, Madieu	2	-1	-0.5	0	0	31T/15T
2009	Griffin, Cedric	4	-2	-0.5	0	0	23T/14T
2010	Henderson, E.J.	3	10	3.3	10	0	31T/21T
	Abdullah, Husain	3	5	1.7	5	0	31T/21T
2011	Sanford, Jamarca	2	69	34.5	52	0	62T/41T
2012	*Smith, Harrison	3	87	29.0	56t	2	29T/17T
	Winfield, Antoine	3	37	12.3	31	0	29T/17T
2013	Greenway, Chad	3	23	7.7	23	0	32T/18T

2014	Smith, Harrison	5	150	30.0	81t	1	3t/2t
2015	Newman, Terence	3	7	1.3	4	0	24T/10T
2016	Rhodes, Xavier	5	133	26.6	100t	1	5T/2T
2017	Smith, Harrison	5	42	8.4	19	0	5T/2T
2018	Smith, Harrison	3	66	22.0	52	0	18T/10T
	Harris, Anthony	3	33	11.0	33	0	18T/10T
2019	Harris, Anthony	6	42	7.0	20t	1	1T/1
2020	Smith, Harrison	5	33	6.6	16	0	4T/1T
2021	Woods, Xavier	3	54	18.0	27	0	23T/11T
	Barr, Anthony	3	11	3.7	8	0	23T/11T
2022	Smith, Harrison	5	58	11.6	35	0	5T/3T
	Peterson, Patrick	5	92	18.4	39	0	5T/3T

* Rookie

TACKLES

Note: Press Box Stats Since 2020

Year	Player	Solo	Assist	Total
1961	*Hawkins, Rip	100	26	126
1962	Hawkins, Rip	74	16	90
1963	Hawkins, Rip	94	20	114
1964	Hawkins, Rip	61	38	99
1965	Vargo, Larry	78	10	88
1966	Warwick, Lonnie	66	26	92
1967	Warwick, Lonnie	66	23	113
1968	Page, Alan	90	30	96
1969	Warwick, Lonnie	70	6	76
1970	Warwick, Lonnie	60	11	71
1971	Hilgenberg, Wally	87	23	110
1972	Page, Alan	99	33	132
1973	Siemon, Jeff	112	43	155
1974	Siemon, Jeff	105	46	151
1975	Page, Alan	82	40	122
1976	Siemon, Jeff	120	41	161
1977	McNeill, Fred	92	44	136
1978	Siemon, Jeff	170	59	229
1979	Blair, Matt	132	37	169
1980	Studwell, Scott	151	54	205
1981	Studwell, Scott	156	74	230
1982	Studwell, Scott	85	37	122
1983	Studwell, Scott	132	83	215
1984	Studwell, Scott	142	71	213
1985	Studwell, Scott	107	97	204
1986	Browner, Joey	98	41	139
1987	Solomon, Jesse	92	29	121
	Browner, Joey	87	34	121
1988	Studwell, Scott	81	45	126
1989	Studwell, Scott	101	71	172
1990	Merriweather, Mike	99	54	153
1991	Merriweather, Mike	101	88	189
1992	Del Rio, Jack	110	39	149
1993	Del Rio, Jack	108	61	169
1994	Del Rio, Jack	118	67	185
1995	McDaniel, Ed	96	40	136
1996	Brady, Jeff	89	57	146
1997	McDaniel, Ed	77	58	135
1998	McDaniel, Ed	100	55	155
1999	McDaniel, Ed	770	56	166
2000	Wong, Kailee	94	40	134
2001	Wong, Kailee	90	26	116
2002	Biekert, Greg	72	75	147
2003	Chavous, Corey	86	22	108
2004	Henderson, E.J.	92	43	125
2005	Cowart, Sam	70	34	104
2006	Henderson, E.J.	95	47	142
2007	Henderson, E.J.	117	38	155
2008	Greenway, Chad	103	47	150
2009	Greenway, Chad	88	39	127
2010	Greenway, Chad	106	43	149
2011	Greenway, Chad	104	70	174
2012	Greenway, Chad	121	70	191
2013	Greenway, Chad	113	54	167

VIKINGS LEADERS

2014	Smith, Harrison	82	38	120
2015	*Kendricks, Eric	80	25	105
2016	Kendricks, Eric	86	40	126
2017	Kendricks, Eric	87	49	136
2018	Kendricks, Eric	77	43	120
2019	Kendricks, Eric	88	42	130
2020	Wilson, Eric	62	60	122
2021	Kendricks, Eric	81	62	143
2022	Kendricks, Eric	88	49	137

* Rookie

SACKS

Year	Player	Sacks
1961	Marshall, Jim	6.0
1962	Marshall, Jim	9.0
1963	Hultz, Don	10.5
	Marshall, Jim	10.5
1964	Marshall, Jim	11.5
1965	Marshall, Jim	7.5
1966	Marshall, Jim	7.0
1967	*Page, Alan	8.5
1968	Page, Alan	11.0
1969	Eller, Carl	15.0
	Marshall, Jim	15.0
1970	Eller, Carl	13.0
1971	Page, Alan	9.0
1972	Eller, Carl	7.0
1973	Eller, Carl	11.0
1974	Page, Alan	11.0
1975	Page, Alan	13.0
1976	Page, Alan	18.0
1977	Eller, Carl	15.0
1978	Mullaney, Mark	9.0
1979	Mullaney, Mark	8.0
1980	*Martin, Doug	5.0
	Mullaney, Mark	5.0
	Sutherland, Doug	5.0
1981	Blair, Matt	6.0
	Holloway, Randy	6.0
	Martin, Doug	6.0
1982	Martin, Doug	10.5
1983	Martin, Doug	12.0
1984	Holloway, Randy	5.0
	Johnson, Charlie	5.0
1985	Millard, Keith	11.0
1986	Millard, Keith	10.5
1987	Doleman, Chris	11.0
1988	Millard, Keith	8.0
	Doleman, Chris	8.0
1989	Doleman, Chris	21.0
1990	Doleman, Chris	11.0
1991	Randle, John	9.5
1992	Doleman, Chris	14.5
1993	Doleman, Chris	12.5
	Randle, John	12.5
1994	Randle, John	13.5
1995	Randle, John	10.5
1996	Randle, John	11.5
1997	Randle, John	15.5
1998	Randle, John	10.5
1999	Randle, John	10.0
2000	Randle, John	8.0
2001	Hovan, Chris	6.0
2002	Johnstone, Lance	7.0
2003	*Williams, Kevin	10.5
2004	Williams, Kevin	11.5
2005	Johnstone, Lance	7.5
2006	Scott, Darrion	5.5
2007	Edwards, Ray	5.0
	Leber, Ben	5.0
	Udeze, Kenechi	5.0

2008	Allen, Jared	14.5
2009	Allen, Jared	14.5
2010	Allen, Jared	11.0
2011	Allen, Jared	22.0
2012	Allen, Jared	12.0
2013	Allen, Jared	11.5
2014	Griffen, Everson	12.0
2015	Griffen, Everson	10.5
2016	Hunter, Danielle	12.5
2017	Griffen, Everson	13.0
2018	Hunter, Danielle	14.5
2019	Hunter, Danielle	14.5
2020	Ngakoue, Yannick	5.0
2021	Wonnum, D.J.	8.0
2022	Hunter, Danielle	10.5

* Rookie

SPECIAL TEAM TACKLES

Note: Press Box Stats Since 2020

Year	Player	Tackles
1961	*Morris, Jack	18
1962	Sumner, Charlie	12
1963	Dillon, Terry	29
1964	Sharockman, Ed	12
1965	Barnes, Bill	13
1966	Hackbart, Dale	13
1967	Kirby, John	16
1968	Denny, Earl	21
1969	Mike Reilly	16
1970	Hackbart, Dale	14
1971	Gersbach, Carl	25
1972	West, Charlie	20
1973	Martin, Amos	19
1974	Martin, Amos	23
1975	McNeill, Fred	18
1976	Blair, Matt	18
1977	Allen, Nate	35
1978	Allen, Nate	20
1979	*Nord, Keith	21
1980	Nord, Keith	26
1981	Nord, Keith	17
1982	Nord, Keith	23
1983	*Browner, Joey	38
1984	Ashley, Walker Lee	28
1985	Lee, Carl	23
1986	Ashley, Walker Lee	25
1987	Ashley, Walker Lee	21
1988	Henderson, Wyman	23
1989	Dusbabek, Mark	23
1990	McMillian, Audray	20
1991	Eilers, Pat	22
1992	Reed, Jake	21
1993	Manusky, Greg	26
1994	Abrams, Bobby	28
1995	Griffith, Robert	29
1996	Walsh, Chris	16
1997	Morrow, Harold	32
1998	*Mays, Kivusama	20
1999	Morrow, Harold	26
2000	Nelson, Jim	29
2001	Morrow, Harold	17
2002	*Brewer, Jack	26
2003	*Henderson, E.J.	27
2004	Winfield, Antoine	18
2005	Owens, Richard	22
2006	Farwell, Heath	25
2007	Farwell, Heath	32
2008	Abdullah, Husain	24
2009	Onatolu, Kenny	24
2010	Farwell, Heath	19
2011	Frampton, Eric	22

VIKINGS LEADERS

2012	McKenzie, Tyrone	20
2013	Blanton, Robert	19
2014	Sendejo, Andrew	13
2015	*Waynes, Tre	16
2016	Cole, Audie	13
2017	*Gedeon, Ben	16
2018	Kearse, Jayron	18
2019	*Boyd, Kris	11
2020	*Metellus, Josh	7
2021	Dye, Troy	10
2022	Metellus, Josh	11
* Rookie		

COACHING HISTORY

VIKINGS COACHING HISTORY

Years	Head Coach	Total Games	Regular Season (%)	Playoffs (%)	Overall (%)
1961-66	Norm Van Brocklin	84	29-51-4 (.369)	0-0-0 (.000)	29-51-4 (.369)
1967-83, '85	Bud Grant	281	158-96-5 (.620)	10-12-0 (.454)	168-108-5 (.607)
1984	Les Steckel	16	3-13-0 (.188)	0-0-0 (.000)	3-13-0 (.188)
1986-91	Jerry Burns	101	52-43-0 (.547)	3-3-0 (.500)	55-46-0 (.544)
1992-2001	Dennis Green	171	97-62-0 (.610)	4-8-0 (.250)	101-70-0 (.591)
2001-05	Mike Tice	67	32-33-0 (.492)	1-1-0 (.500)	33-34-0 (.493)
2006-10	Brad Childress	77	.39-35-0 (.527)	1-2-0 (.333)	40-37-0 (.519)
2010-13	Leslie Frazier	55	21-32-1 (.398)	0-1-0 (.000)	21-33-1 (.391)
2014-21	Mike Zimmer	134	72-56-1 (.558)	2-3-0 (.400)	74-59-1 (.552)
2022-	Kevin O'Connell	18	13-4 (.764)	0-1 (.000)	13-5 (.722)
Total		1,004	515-425-11 (.547)	21-31-0 (.412)	537-455-11 (.540)

TEST COACHING HISTORY

Test 2023

VIKINGS INDIVIDUAL RECORDS

COACHES

Ron Vary, 1968-82
 Roy Winston, 1962-76
 Fred Cox, 1963-77

John Randle	DT	1990-00	176/150
Brian Robison	DE	2007-17	173/103
Kevin Williams	DT	2003-13	171/171
Paul Krause	S	1968-79	171/150
Cullen Loeffler	LS	2004-14	171/0
Carl Lee	CB	1983-93	169/144
Alan Page	DT	1967-78	160/157
Matt Blair	LB	1974-85	160/130
Bobby Bryant	CB	1968-80	160/128
Harrison Smith	S	2012-	159/158
Fred McNeill	LB	1974-85	157/121
Wally Hilgenberg	LB	1968-79	157/116
Jeff Siemon	LB	1972-82	156/149
Chad Greenway	LB	2007-16	156/144
Everson Griffen	DE	2010-19, '21	156/94
Chris Doleman	DE	1985-93, '99	154/142
David Dixon	G	1994-04	152/134
Mark Mullaney	DE	1975-87	151/97
Matt Birk	C	1998-08	146/123
Milt Sunde	G	1964-74	146/113
Mike Morris	LS	1991-99	144/0
Ed Sharockman	CB	1961-72	141/126
Leo Lewis	WR	1981-91	140/50
Kyle Rudolph	TE	2011-20	140/132
Dennis Swilley	C	1977-83, '85-87	139/101
Steve Riley	T	1974-84	138/128
Joey Browner	S	1983-91	138/115
Greg Coleman	P	1978-87	138/0
Doug Sutherland	DT	1971-80	136/90
Adam Thielen	WR	2014-22	135/101
Gary Larsen	DT	1965-74	135/115
Dave Osborn	RB	1965-75	135/69
Jake Reed	WR	1991-99, '01	134/83
Chris Walsh	WR	1994-02	134/4
Anthony Carter	WR	1985-93	133/126
Bryant McKinnie	T	2002-10	132/131
Karl Kassulke	S	1963-72	131/117
Stu Voigt	TE	1970-80	131/80
Darrin Nelson	RB	1982-89, '91-92	129/67
Paul Dickson	DT	1961-70	128/83
David Huffman	OL	1979-83, '85-90	128/22
Sammy White	WR	1976-86	127/117
Tommy Kramer	QB	1977-89	127/110
Chris Kluwe	P	2005-12	127/0
Doug Martin	DE	1980-89	126/94
Nate Wright	CB	1971-80	126/89
Ed McDaniel	LB	1992-01	125/110
E.J. Henderson	LB	2003-11	125/105
Marcus Sherels	CB	2010-19	123/6
Adrian Peterson	RB	2007-16	123/116
Ed White	G	1969-77	122/95
Antoine Winfield	CB	2004-12	119/115
Wes Hamilton	G	1976-85	119/93
Robert Griffith	S	1994-01	119/88
Henry Thomas	DT	1987-94	118/117
Tommy Hannon	S	1977-84	117/103
Moe Williams	RB	1996-00, '02-05	117/10
Eric Kendricks	LB	2015-22	117/113
James White	DT	1976-83	116/77
Kirk Lowdermilk	C	1985-92	114/86
Randy Moss	WR	1998-04, '10	113/108
Todd Steussie	T	1994-00	111/111
Jim Hough	G	1978-86	111/78
John Sullivan	C	2008-15	109/93
Gary Zimmerman	T	1986-92	108/108
Alfred Anderson	RB	1984-91	108/71
Joe Berger	C/G	2011-17	107/64
Xavier Rhodes	CB	2013-19	104/97
Everett Lindsay	OL	1993-98, '01-03	104/31
Ted Brown	RB	1979-86	104/75
Randy Holloway	DE	1978-84	103/31
John Turner	DB	1978-83, '85, '87	101/70
Jeff Christy	C	1993-99	101/92
Hassan Jones	WR	1986-92	100/55

GAMES

259 Bud Grant, 1967-83, 85
 159 Dennis Green, 1992-01
 129 Mike Zimmer, 2014-21
 95 Jerry Burns, 1986-91

WINS

158 Bud Grant, 1967-83, '85
 97 Dennis Green, 1992-01
 72 Mike Zimmer, 2014-21
 52 Jerry Burns, 1986-91

CONSECUTIVE WINS

13 Bud Grant, 1974-75
 12 Bud Grant, 1969
 10 Dennis Green, 1999-00
 9 Bud Grant, 1973
 Dennis Green, 1998-99
 Mike Tice, 2002-03

LOSSES

96 Bud Grant, 1967-83, 85
 62 Dennis Green, 1992-01
 56 Mike Zimmer, 2014-21

CONSECUTIVE LOSSES

7 Norm Van Brocklin, 1961
 Norm Van Brocklin, 1961-62
 6 Les Steckel, 1984
 Leslie Frazier, 2011

WINNING PERCENTAGE

62.0 Bud Grant, 1967-83, 85 (158-96-5)
 61.0 Dennis Green, 1992-01 (97-62)
 56.2 Mike Zimmer, 2014- (72-56-1)
 54.7 Jerry Burns, 1986-91 (52-43)

SEASONS

18 Bud Grant, 1967-83, 85
 10 Dennis Green, 1992-01
 8 Mike Zimmer, 2014-21
 6 Norm Van Brocklin, 1961-66
 6 Jerry Burns, 1986-91

CONSECUTIVE WINNING SEASONS

6 Bud Grant, 1973-78
 5 Dennis Green, 1996-00
 4 Bud Grant, 1968-71
 Jerry Burns, 1986-89

DIVISION TITLES

11 Bud Grant, 1968-71, '73-78, '80
 4 Dennis Green, 1992, '94, '98, 2000
 2 Mike Zimmer, 2015, '17
 Brad Childress, 2008-09
 1 Jerry Burns, 1989
Kevin O'Connell, 2022

CONSECUTIVE DIVISION TITLES

6 Bud Grant, 1973-78
 4 Bud Grant, 1968-71
 2 Brad Childress, 2008-09

SERVICE

MOST SEASONS

19 Jim Marshall, 1961-79
 17 Mick Tingelhoff, 1962-78
 15 Carl Eller, 1964-78

MOST GAMES PLAYED

270 Jim Marshall, 1961-79
 240 Mick Tingelhoff, 1962-78
 210 Fred Cox, 1963-77
 209 Carl Eller, 1964-78
 202 Scott Studwell, 1977-90

MOST CONSECUTIVE GAMES PLAYED

270 Jim Marshall, 1961-79
 240 Mick Tingelhoff, 1962-78
 210 Fred Cox, 1963-77

MOST GAMES STARTED

270 Jim Marshall, 1961-79
 240 Mick Tingelhoff, 1962-78
 201 Carl Eller, 1964-78

GAMES STARTED BY ROOKIES

(1961-77: 14 GAMES, '78-2020: 16 GAMES, '21-: 17 GAMES)

Player(Pos)	Year	Acquired	Starts
Ed Ingram (G)	2022	D2 (59)	17
Gary Zimmerman (T)	1986	FA (USFL)	16
Todd Steussie (T)	1994	D1a (19)	16
Dewayne Washington (CB)	1994	D1a (18)	16
Kevin Williams (DT)	2003	D1 (9)	16
Matt Kalil (T)	2012	D1a (4)	16
Harrison Smith (S)	2012	D1b (29)	16
T.J. Clemmings (T)	2015	D4 (110)	16
Garrett Bradbury (C)	2019	D1 (18)	16
Anthony Carter (WR)	1985	FA (USFL)	15
Randall McDaniel (G)	1988	D1 (19)	15
Korey Stringer (T)	1995	D1b (24)	15
Kenechi Udeze (DE)	2004	D1 (20)	15
Phil Loadholt (T)	2009	D2 (54)	15
Jeff Gladney (CB)	2020	D1b (31)	15
Rip Hawkins (LB)	1961	D2 (15)	14
Chuck Lamson (S)	1962	D4 (43)	14
Mick Tingelhoff (C)	1962	FA	14
Lee Calland (CB)	1963	FA	14
Paul Flatley (WR)	1963	D4 (44)	14
Carl Eller (DE)	1964	D1 (6)	14
Sammy White (WR)	1976	D2 (54)	14
Alfred Anderson (RB)	1984	D3 (67)	14
Tim Newton (DT)	1985	D6 (164)	14
Pat Elflein (C)	2017	D3 (70)	14
Justin Jefferson (WR)	2020	D1a (22)	14

MOST CONSECUTIVE GAMES STARTED

270 Jim Marshall, 1961-79
 240 Mick Tingelhoff, 1962-78
 181 Tim Irwin, 1982-93

ALL-TIME GAMES PLAYED/STARTED

Player	Pos.	Years	Reg. Season GP/GS
Jim Marshall	DE	1961-79	270/270
Mick Tingelhoff	C	1962-78	240/240
Fred Cox	K	1963-77	210/0
Carl Eller	DE	1964-78	209/201
Scott Studwell	LB	1977-90	202/160
Ron Vary	T	1968-81	199/180
Grady Alderman	T	1961-74	194/178
Randall McDaniel	G	1988-99	190/188
Roy Winston	LB	1962-76	190/160
Tim Irwin	T	1981-93	188/181
Cris Carter	WR	1990-01	188/177
Jim Kleinsasser	TE	1999-11	181/130
Bill Brown	RB	1962-74	180/111
Steve Jordan	TE	1982-94	178/149
Fran Tarkenton	QB	1961-66, '72-78	177/171

VIKINGS INDIVIDUAL RECORDS

SCORING

MOST SEASONS LEADING TEAM

12	Fred Cox, 1963-73, 1976
6	Ryan Longwell, 2006-11
5	Rick Danmeier, 1978-82
	Fuad Reveiz, 1991-95
	Gary Anderson, 1998-02

MOST CONSECUTIVE SEASONS LEADING TEAM

11	Fred Cox, 1963-73
6	Ryan Longwell, 2006-11
5	Rick Danmeier, 1978-82
	Fuad Reveiz, 1991-95
	Gary Anderson, 1998-02

POINTS

CAREER

1,365	Fred Cox, 1963-77 (519-pat, 282-fg)
670	Cris Carter, 1990-01 (110-td, 5-2 pt)
633	Ryan Longwell, 2006-11 (228-pat, 135-fg)
614	Adrian Peterson, 2007-16 (102-td, 1-2 pt)
598	Fuad Reveiz, 1991-95 (199-pat, 133-fg)

SEASON

164	Gary Anderson, 1998 (59-pat, 35-fg)
141	Blair Walsh, 2012 (36-pat, 35-fg)
135	Blair Walsh, 2015 (33-pat, 34-fg)
132	Ryan Longwell, 2009 (54-pat, 26-fg)
	Fuad Reveiz, 1994 (30-pat, 34-fg)
	Chuck Foreman, 1975 (22-td)

MOST SEASONS, 100 OR MORE POINTS

4	Fred Cox, 1964-65, 1969-70
	Fuad Reveiz, 1992-95
	Blair Walsh, 2012-15
3	Gary Anderson, 1998-2000
	Ryan Longwell, 2008-09, 2011

SEASON, ROOKIE

141	Blair Walsh, 2012 (36-pat, 35-fg)
106	Randy Moss, 1998 (17-td, 2-2 pt)
78	Adrian Peterson, 2007 (13-td)

GAME

24	Chuck Foreman, @ Buf., 12/20/75 (4-tds)
	Ahmad Rashad, vs. SF, 9/2/79 (4-tds)
	Dalvin Cook, @ GB, 11/1/20, (4-tds)
21	Rich Karlis, vs. LA Rams, 11/5/89 (7-fg)

GAME, OPPONENT

30	Shaun Alexander, @ Sea., 9/29/02 (5-tds)
28	Paul Hornung, @ G.B., 9/16/62
	(3-tds, 4-pat, 2-fg)

MOST CONSECUTIVE GAMES SCORING

151	Fred Cox, 1963-73
-----	-------------------

TOUCHDOWNS

MOST SEASONS LEADING TEAM

8	Adrian Peterson, 2007-13, 2015
5	Bill Brown, 1964, 1966-68, 1972
	Ted Brown, 1980-81, 1983-85
	Cris Carter, 1993, 1995-97, 1999
	Randy Moss, 1998, 2000-01, 2003-04

MOST CONSECUTIVE SEASONS LEADING TEAM

7	Adrian Peterson, 2007-13
---	--------------------------

4	Chuck Foreman, 1974-77
---	------------------------

CAREER

110	Cris Carter, 1990-01 (110-p)
102	Adrian Peterson, 2007-16 (97-r, 5-p)
93	Randy Moss, 1998-04, 10 (92-p, 1-rt)
76	Bill Brown, 1962-74 (52-r, 23-p, 1-rt)
75	Chuck Foreman, 1973-79 (52-r, 23-p)

SEASON

22	Chuck Foreman, 1975 (13-r, 9-p)
18	Adrian Peterson, 2009 (18-r)
17	Cris Carter, 1995 (17-p)
	Randy Moss, 1998 (17-p)
	Randy Moss, 2003 (17-p)
	Dalvin Cook, 2020 (16-r, 1-p)
16	Bill Brown, 1964 (7-r, 9-p)

SEASON, ROOKIE

17	Randy Moss, 1998 (17-p)
13	Adrian Peterson, 2007 (12-r, 1-p)

GAME

4	Chuck Foreman, @ Buf., 12/20/75 (2-r, 2-p)
	Ahmad Rashad, vs. S.F., 9/2/79 (4-p)
	Dalvin Cook, @ GB, 11/1/20, (3-r, 1-p)

GAME, OPPONENT

6	Alvin Kamara, @ N.O., 12/25/20
---	--------------------------------

MOST CONSECUTIVE GAMES SCORING TD

10	Randy Moss, 2003-04
7	Dalvin Cook, 2020
	Moe Williams, 2002
	Cris Carter, 1999
	Randy Moss, 1998
	Chuck Foreman, 1974
6	Tommy Mason, 1965
	Bill Brown, 1968
	Ted Brown, 1980
	Cris Carter, 1996-1997
	Cris Carter, 1998-99
	Adrian Peterson, 2011
	Cordarrelle Patterson, 2013-14
	Adam Thielen, 2018

POINTS AFTER TOUCHDOWN

MOST ATTEMPTED, CAREER

538	Fred Cox, 1963-77
233	Ryan Longwell, 2006-11
217	Gary Anderson, 1998-02

MOST ATTEMPTED, SEASON

59	Gary Anderson, 1998
55	Ryan Longwell, 2009
49	Chuck Nelson, 1988
48	Fred Cox, 1975
	Aaron Elling, 2003

MOST ATTEMPTED, GAME

7	Fred Cox, vs. Bal., 9/28/69
	Fred Cox, vs. Pit., 11/23/69
	Fred Cox, vs. Hou., 10/13/74
	Chuck Nelson, @ T.B., 10/23/88

MOST MADE, CAREER

519	Fred Cox, 1963-77
228	Ryan Longwell, 2006-11
215	Gary Anderson, 1998-02

MOST MADE, SEASON

59	Gary Anderson, 1998
----	---------------------

54	Ryan Longwell, 2009
48	Chuck Nelson, 1988
	Aaron Elling, 2003

MOST MADE, GAME

7	Fred Cox, vs. Bal., 9/28/69
	Fred Cox, vs. Pit., 11/23/69
	Chuck Nelson, @ T.B., 10/23/88

MOST MADE, GAME, OPPONENT

8	Jim Bakken, @ Stl., 10/6/63
7	Roger LeClerc, @ Chi., 12/17/61
	Will Lutz, @ N.O., 12/25/20

MOST CONSECUTIVE MADE

199	Fred Cox, 1968-74
151	Gary Anderson, 1998-01
133	Fred Cox, 1964-68

HIGHEST PERCENTAGE, CAREER (MIN. 200 MADE)

99.1	Gary Anderson, 1998-02 (215-217)
------	----------------------------------

MOST MADE, NO MISSES, SEASON

59	Gary Anderson, 1998
48	Aaron Elling, 2003
46	Gary Anderson, 1999

FIELD GOALS

MOST ATTEMPTED, CAREER

455	Fred Cox, 1963-77
171	Fuad Reveiz, 1990-95
158	Blair Walsh, 2012-16

MOST ATTEMPTED, SEASON

46	Fred Cox, 1970
39	Rich Karlis, 1989
	Fuad Reveiz, 1994
	Blair Walsh, 2015

MOST ATTEMPTED, GAME

7	Rich Karlis, vs. LA Rams, 11/5/89
6	Fred Cox, vs. N.O., 9/27/70
	Fred Cox, @ Chi., 9/23/73
	Fred Cox, vs. Cle., 11/4/73
	Rich Karlis, vs. Cin., 12/25/89
	Fuad Reveiz, vs. G.B., 9/26/93
	Gary Anderson, @ Bal., 12/13/98
	Ryan Longwell, vs. Ind., 9/14/08
	Blair Walsh, @ Tenn., 9/11/16
	Kai Forbath, vs. Bal., 10/22/17

MOST ATTEMPTED, GAME, OPPONENT

8	Garo Yepremian, vs. Det., 11/13/66
7	Jason Hanson, @ Det., 10/17/99

MOST MADE, CAREER

282	Fred Cox, 1963-77
135	Ryan Longwell, 2006-11
133	Fuad Reveiz, 1990-95
	Blair Walsh, 2016

MOST MADE, SEASON

35	Gary Anderson, 1998
	Blair Walsh, 2012
34	Fuad Reveiz, 1994
	Blair Walsh, 2015

MOST MADE, SEASON, ROOKIE

35	Blair Walsh, 2012
9	Mike Mercer, 1961

VIKINGS INDIVIDUAL RECORDS

MOST MADE, GAME

7	Rich Karlis, vs. LA Rams, 11/5/89
6	Gary Anderson, @ Bal., 12/13/98 Kai Forbath, vs. Bal., 10/22/17

MOST MADE, GAME, OPPONENT

6	Garo Yepremian, vs. Det., 11/13/66 ason Hanson, @ Det., 10/17/99
---	---------------------------------------------------------------------

MOST MADE, NO MISSES, GAME

7	Rich Karlis, vs. LA Rams, 11/5/89
---	-----------------------------------

MOST MADE, ONE QUARTER

3	Many times, last Blair Walsh, @ Stl., 12/16/12 (2nd)
---	------------------------------------------------------

MOST CONSECUTIVE FIELD GOALS MADE

35	Gary Anderson, 1998
31	Fuad Reveiz, 1994-95

MOST CONSECUTIVE GAMES MADE FG

31	Fred Cox, 1968-70
----	-------------------

LONGEST FIELD GOAL

61	Greg Joseph, vs. NYG, 12/24/22
56	Paul Edinger, vs. G.B., 10/23/05 Blair Walsh, @ Hou., 12/23/12 Greg Joseph, vs. G.B., 9/11/22
55	Greg Joseph, vs. Det., 10/10/21 Ryan Longwell, @ Chi., 10/14/07 Blair Walsh, vs. Jax., 9/9/12 Blair Walsh, @ Sea., 11/4/12 Blair Walsh, vs. Atl., 9/28/14 Blair Walsh, @ Buf., 10/19/14
54	Jan Stenerud, vs. Atl., 9/16/84 Paul Edinger, vs. Chi., 1/1/06 Ryan Longwell, vs. G.B., 11/9/08 Ryan Longwell, @ Jax., 11/23/08 Blair Walsh, vs. G.B., 12/20/12 Blair Walsh, vs. Pit., 9/29/13 Blair Walsh, @ Ari., 12/10/16

LONGEST FIELD GOAL, OPPONENT

62	Matt Prater, @ Ari., 9/19/21
61	Greg Zuerlein, vs. Stl., 11/8/15
58	Mason Crosby, vs. G.B., 10/23/11 Matt Prater, vs. Det., 11/6/16

MOST MADE, 50 OR MORE YARDS, CAREER

24	Blair Walsh, 2012-16
11	Ryan Longwell, 2006-11 Greg Joseph, 2021-
8	Fuad Reveiz, 1990-95

MOST MADE, 50 OR MORE YARDS, SEASON

10	Blair Walsh, 2012
7	Greg Joseph, 2021
6	Ryan Longwell, 2008 Blair Walsh, 2015 Kai Forbath, 2017

MOST MADE, 50 OR MORE YARDS, GAME

3	Blair Walsh, @ Stl., 12/16/12
---	-------------------------------

HIGHEST FIELD GOAL PERCENTAGE, CAREER (MIN. 100 MADE)

86.0	Ryan Longwell, 2006-11 (135-157)
84.5	Gary Anderson, 1998-02 (109-129)
84.2	Blair Walsh, 2012-15 (133-158)
77.8	Fuad Reveiz, 1990-95 (133-171)
62.0	Fred Cox, 1963-77 (282-455)

HIGHEST FIELD GOAL PERCENTAGE, SEASON (QUALIFIERS)

100.0	Gary Anderson, 1998 (35-35)
95.7	Gary Anderson, 2000 (22-23)
94.4	Ryan Longwell, 2010 (17-18)
93.1	Dan Bailey, 2019 (27-29)
92.9	Ryan Longwell, 2009 (26-28)

SAFETIES

CAREER

4.0	Jared Allen, 2008-12
2.5	Chris Doleman, 1985-93, '99
2.0	Carl Eller, 1964-78 Alan Page, 1967-78

SEASON

2	Alan Page, 1971 Jared Allen, 2008
---	--------------------------------------

GAME

1	Many Times, last vs. Jax., M. Glennon sacked in EZ by Ifeadi Odenigbo
---	------------------------------------------------------------------------------

RUSHING

MOST SEASONS LEADING TEAM

8	Adrian Peterson, 2007-13, 2015
6	Chuck Foreman, 1973-78 Robert Smith, 1995-00
5	Darrin Nelson, 1983, 1985-88

MOST CONSECUTIVE SEASONS LEADING TEAM

7	Adrian Peterson, 2007-13
6	Chuck Foreman, 1973-78 Robert Smith, 1995-00

ATTEMPTS

CAREER

2,418	Adrian Peterson, 2007-16
1,627	Bill Brown, 1962-74
1,529	Chuck Foreman, 1973-79
1,411	Robert Smith, 1993-00

SEASON

363	Adrian Peterson, 2008
348	Adrian Peterson, 2012
327	Adrian Peterson, 2015

SEASON, ROOKIE

238	Adrian Peterson, 2007
201	Alfred Anderson, 1984
182	Chuck Foreman, 1973

GAME

35	Adrian Peterson, vs. Chi., 12/1/13
34	Adrian Peterson, vs. G.B., 12/30/12
33	Chuck Foreman, vs. S.D., 11/23/75 Chuck Foreman, @ Det., 12/17/77 Terry Allen, @ Pit., 12/20/92 Scottie Graham, vs. K.C., 12/26/93

GAME, OPPONENT

40	Walter Payton, @ Chi., 11/20/77
36	James Jones, vs. Det., 9/7/86
35	Earl Campbell, vs. N.O., 11/24/85

CONSECUTIVE ATTEMPTS WITH FUMBLE

478	Robert Smith, 1996-98
349	Scottie Graham, 1993-96

YARDS

CAREER

11,747	Adrian Peterson, 2007-16
6,818	Robert Smith, 1993-00
5,993	Dalvin Cook, 2017-2022
5,887	Chuck Foreman, 1973-79

SEASON

2,097	Adrian Peterson, 2012
1,760	Adrian Peterson, 2008
1,557	Dalvin Cook, 2020
1,521	Robert Smith, 2000
1,485	Adrian Peterson, 2015
1,383	Adrian Peterson, 2009
1,341	Adrian Peterson, 2007
1,298	Adrian Peterson, 2010
1,296	Michael Bennett, 2002

SEASON, ROOKIE

1,341	Adrian Peterson, 2007
801	Chuck Foreman, 1973
773	Alfred Anderson, 1984

GAME

296	Adrian Peterson, vs. S.D., 11/4/07
224	Adrian Peterson, @ Chi., 10/14/07
212	Adrian Peterson, @ Stl., 12/16/12
211	Adrian Peterson, vs. Chi., 12/1/13
210	Adrian Peterson, @ G.B., 12/2/12
206	Dalvin Cook, vs. Det., 11/8/20
205	Dalvin Cook, vs. Pit., 12/9/21
203	Adrian Peterson, @ Oak., 11/15/15
200	Chuck Foreman, @ Phi., 10/24/76
199	Adrian Peterson, vs. G.B., 12/30/12
192	Adrian Peterson, vs. G.B., 11/9/08

GAME, ROOKIE

296	Adrian Peterson, vs. S.D., 11/4/07
224	Adrian Peterson, @ Chi., 10/14/07
148	Onterio Smith, @ Chi., 12/14/03

GAME, OPPONENT

275	Walter Payton, @ Chi., 11/20/77
220	Barry Sanders, vs. Det., 11/24/91
219	James Wilder, vs. T.B., 11/6/83
203	Earl Campbell, @ Hou., 12/21/80

LONGEST RUN (ALL TDS)

95	Chester Taylor, @ Sea., 10/22/06
85	Michael Bennett, @ T.B., 11/3/02
84	Chester Taylor, @ S.F., 12/9/07
82	Adrian Peterson, @ G.B., 12/2/12 Adrian Peterson, @ St.L., 12/16/12
81	Dalvin Cook, @ Buf., 11/13/22
80	Clinton Jones, vs. Chi., 11/2/69 Adrian Peterson, vs. Det., 9/26/10 Adrian Peterson, @ Oak., 11/15/15
78	Robert Smith, @ Buf., 8/31/97 Michael Bennett, vs. NYG, 11/10/02 Adrian Peterson, vs. Det., 9/8/13

LONGEST RUN, OPPONENT

99	Tony Dorsett, vs. Dal., 1/3/83 (td)
91	Damien Williams, @ KC, 11/3/19 (td)
76	Robert Griffin III, @ Was., 10/14/12 (td)
75	James Wilder, vs. T.B., 11/6/83 (td) Kalen Ballage, vs. Mia, 12/16/18 (td)

MOST SEASONS, 1,000+ YARDS

7	Adrian Peterson, 2007-10, 2012-13, 2015
4	Robert Smith, 1997-00

VIKINGS INDIVIDUAL RECORDS

Dalvin Cook, 2017-2022

MOST CONSECUTIVE SEASONS, 1,000+ YARDS

4 Robert Smith, 1997-00
Adrian Peterson, 2007-10
Dalvin Cook, 2019-22

MOST GAMES, 100+ YARDS, CAREER

49 Adrian Peterson, 2007-16
29 Robert Smith, 1993-00
21 Dalvin Cook, 2017-2022
17 Chuck Foreman, 1973-79
9 Michael Bennett, 2001-05
8 Bill Brown, 1962-74

MOST GAMES, 100+ YARDS, SEASON

10 Adrian Peterson, 2008
Adrian Peterson, 2012
8 Robert Smith, 2000
Dalvin Cook, 2020
7 Adrian Peterson, 2015
6 Robert Smith, 1997
Adrian Peterson, 2007
5 Chuck Foreman, 1975
Robert Smith, 1998
Michael Bennett, 2002
Adrian Peterson, 2010
Adrian Peterson, 2013
Dalvin Cook, 2019

MOST CONSECUTIVE GAMES, 100+ YARDS

8 Adrian Peterson, 10/21/12-12/16/12
5 Robert Smith, 11/6/00-11/30/00
4 Michael Bennett, 10/27/02-11/17/02
Adrian Peterson, 10/12/08-11/9/08
3 Chuck Foreman, 11/9/75-11/23/75
Adrian Peterson, 9/23/07-10/14/07
Adrian Peterson, 11/30/08-12/14/08
Adrian Peterson, 11/1/15-11/15/15
Dalvin Cook, 9/8/19-9/22/19
Dalvin Cook, 12/16/20-12/20/20

AVERAGE GAIN

CAREER (700 ATT.)

4.90 Adrian Peterson, 2007-16 (2,418-11,747)
4.80 Robert Smith, 1993-99 (1,116-5,297)
4.70 Dalvin Cook, 2017-2022 (1,262-5,929)

SEASON (QUALIFIERS)

6.0 Adrian Peterson, 2012 (348-2,097)
5.6 Adrian Peterson, 2007 (238-1,341)
5.5 Robert Smith, 1997 (232-1,266)

GAME (10 ATT.)

12.2 Tommy Mason, vs. Bal., 11/17/63
11.7 Terry Allen, @ G.B., 9/6/62
11.4 Michael Bennett, @ T.B., 11/3/02

TOUCHDOWNS

MOST SEASONS LEADING TEAM

8 Adrian Peterson, 2007-13, 2015
6 Chuck Foreman, 1973-78
Ted Brown, 1980-81, 1983-86

MOST CONSECUTIVE SEASONS LEADING TEAM

7 Adrian Peterson, 2007-13
6 Chuck Foreman, 1973-78
4 Ted Brown, 1983-86

CAREER

97 Adrian Peterson, 2007-16

52 Chuck Foreman, 1973-79
Bill Brown, 1962-74
47 Dalvin Cook, 2017-2022

SEASON

18 Adrian Peterson, 2009
16 Dalvin Cook, 2020
13 Dalvin Cook, 2019
Chuck Foreman, 1975
Chuck Foreman, 1976
Terry Allen, 1992

SEASON, ROOKIE

12 Adrian Peterson, 2007
5 Fran Tarkenton, 1961
D.J. Dozier, 1987
Onterio Smith, 2003

GAME

3 Tommy Mason, @ S.F., 10/24/65
Clinton Jones, vs. Det., 11/15/70
Chuck Foreman, @ G.B., 9/15/74
Chuck Foreman, vs. S.D., 11/23/75
D.J. Dozier, vs. Den., 10/26/87
Herschel Walker, @ Phoe., 10/27/91
Daunte Culpepper, vs. Chi., 9/3/00
Onterio Smith, vs. K.C., 12/20/03
Artose Pinner, @ Det., 12/10/06
Adrian Peterson, @ Chi., 10/14/07
Adrian Peterson, vs. S.D., 11/4/07
Chester Taylor, vs. Oak., 11/18/07
Adrian Peterson, @ Cle., 9/13/09
Adrian Peterson, vs. Buf., 12/5/10
Adrian Peterson, vs. Ari., 10/9/11
Matt Asiata, vs. Phi., 12/15/13
Matt Asiata, vs. Atl., 9/28/14
Matt Asiata, vs. Was., 11/2/14
Dalvin Cook, @ GB, 11/1/20

GAME, OPPONENT

6 Alvin Kamara, @ N.O., 12/25/20
4 Lenny Moore, @ Bal., 10/1/61
Billy Kilmer, vs. S.F., 10/15/61
Barry Sanders, vs. Det., 11/24/91
Marshall Faulk, @ St.L., 12/10/00
Shaun Alexander, @ Sea., 9/29/02

MOST CONSECUTIVE GAMES WITH RUSHING TD

7 Moe Williams, 2002
Dalvin Cook, 2020
6 Bill Brown, 1968
Adrian Peterson, 2011

PASSING

MOST SEASONS LEADING TEAM

13 Fran Tarkenton, 1961-66, 1972-78
7 Tommy Kramer, 1979-82, 1984-86

MOST CONSECUTIVE SEASONS LEADING TEAM

7 Fran Tarkenton, 1972-78
6 Fran Tarkenton, 1961-66
5 Daunte Culpepper, 2000-04
4 Tommy Kramer, 1979-82

RATING

HIGHEST, CAREER (1,500 ATT.)

100.9 Kirk Cousins, 2018-Present
91.5 Daunte Culpepper, 1999-05
82.5 Brad Johnson, 1992-98, 2005-06
80.2 Fran Tarkenton, 1961-66, 1972-78

HIGHEST, SEASON (QUALIFIERS)

110.9 Daunte Culpepper, 2004
107.4 Kirk Cousins, 2019
107.2 Brett Favre, 2009
106.0 Randall Cunningham, 1998

HIGHEST, GAME (20 ATT.)

157.2 Gus Frerotte, vs. S.F., 9/28/03
154.4 Teddy Bridgewater, vs. Chi., 12/20/15
151.8 Fran Tarkenton, vs. Hou., 10/13/74
151.3 Daunte Culpepper, vs. G.B., 12/24/04

ATTEMPTS

CAREER

4,569 Fran Tarkenton, 1961-66, 1972-78
3,648 Tommy Kramer, 1977-89
2,770 Kirk Cousins, 2018-

SEASON

643 Kirk Cousins, 2022
606 Warren Moon, 1995
Kirk Cousins, 2018
601 Warren Moon, 1994

GAME

63 Rich Gannon, @ N.E., 10/20/91
62 Steve Dils, @ T.B., 9/5/81
61 Tommy Kramer, @ N.E., 12/16/79

GAME, OPPONENT

70 Drew Bledsoe, @ N.E., 11/13/94
57 Troy Aikman, @ Dal., 11/26/98
55 Doug Williams, vs. T.B., 11/16/88
Sam Bradford, @ Stl., 12/16/12

COMPLETIONS

CAREER

2,635 Fran Tarkenton, 1961-66, 1972-78
2,011 Tommy Kramer, 1977-89
1,877 Kirk Cousins, 2018-
1,678 Daunte Culpepper, 1999-05

SEASON

425 Kirk Cousins, 2018
424 Kirk Cousins, 2022
395 Sam Bradford, 2016

GAME

40 Kirk Cousins, vs. Buf., 9/23/18
38 Tommy Kramer, vs. Cle., 12/14/80
Tommy Kramer, vs. G.B., 11/29/81
Steve Dils, @ T.B., 9/5/81
37 Daunte Culpepper, @ Phi., 9/20/04

GAME, OPPONENT

45 Drew Bledsoe, @ N.E., 11/13/94
36 Ben Roethlisberger, vs. Pit., 9/29/13
35 Drew Bledsoe, vs. Buf., 9/15/02
Sam Bradford, Stl., 12/16/12
Ryan Tannehill, @ Mia., 12/21/14

CONSECUTIVE PASSES COMPLETED

17 Kirk Cousins, vs. Chi., 10/9/22
16 Tommy Kramer, @ G.B., 11/11/79
14 Wade Wilson, vs. Det., 11/6/88

VIKINGS INDIVIDUAL RECORDS

COMPLETION PERCENTAGE

Tommy Kramer, 1985

CAREER (1,500 ATT.)

67.8	Kirk Cousins, 2018- (1,877-2,770)
64.4	Daunte Culpepper, 1999-05 (1,678-2,607)
62.0	Brad Johnson, 1992-98, 2005-06 (1,036-1,670)
57.6	Fran Tarkenton, 1961-66, 1972-78 (2,635-4,569)

SEASON (QUALIFIER)

71.6	Sam Bradford, 2016 (395-552)
70.1	Kirk Cousins, 2018 (425-606)
69.2	Daunte Culpepper, 2004 (379-548)
69.1	Kirk Cousins, 2019 (307-444)
68.4	Brett Favre, 2009 (363-531)

GAME (20 ATTEMPTS)

88.5	Kirk Cousins, vs. Wash., 10/24/19 (23-26)
88.0	Brett Favre, vs. Sea., 11/22/09 (22-25)
87.0	Case Keenum, vs. Cin., 12/17/17 (20-23)

YARDS GAINED

CAREER

33,098	Fran Tarkenton, 1961-66, 1972-78
24,775	Tommy Kramer, 1977-89
20,934	Kirk Cousins, 2018-

SEASON

4,717	Daunte Culpepper, 2004
4,547	Kirk Cousins, 2022
4,298	Kirk Cousins, 2018
4,265	Kirk Cousins, 2020

GAME

490	Tommy Kramer, @ Was., 11/2/86 (OT)
460	Kirk Cousins, vs. Ind., 12/17/22 (OT)
456	Tommy Kramer, vs. Cle., 12/14/80
449	Joe Kapp, vs. Bal., 9/28/69
446	Brett Favre, vs. Ari., 11/7/10

GAME, OPPONENT

486	Doug Williams, vs. T.B., 11/16/80
465	Jared Goff, @ L.A.R., 9/27/18
463	Drew Bledsoe, vs. Buf., 9/15/02

MOST SEASONS, 3,000+ PASSING YARDS

5	Tommy Kramer, 1979-81, 1985-86
	Kirk Cousins, 2018-22
4	Daunte Culpepper, 2000, 2002-04

MOST GAMES, 300+ PASSING YARDS, CAREER

23	Kirk Cousins, 2018-
19	Tommy Kramer, 1977-89
	Daunte Culpepper, 1999-05

MOST GAMES, 300+ PASSING YARDS, SEASON

6	Warren Moon, 1994
	Daunte Culpepper, 2004
	Brett Favre, 2009
	Kirk Cousins, 2021
5	Tommy Kramer, 1981
	Tommy Kramer, 1985
	Daunte Culpepper, 2000
	Kirk Cousins, 2020

MOST CONSECUTIVE GAMES, 300+ YARDS

4	Daunte Culpepper, 2004
3	Kirk Cousins, 2020
	Kirk Cousins, 2019
	Randall Cunningham, 1998
	Warren Moon, 1994
	Warren Moon, 1995

LONGEST PASS COMPLETION (ALL TDS, *OVERTIME)

99	Gus Frerotte (to B. Berrian), vs. Chi., 11/30/08
89	Fran Tarkenton (to C. Ferguson), @ Chi., 11/11/62
87*	Teddy Bridgewater (to J. Wright), vs. N.Y.J., 12/7/14 (OT)
86	Gus Frerotte (to B. Berrian), vs. Det., 10/12/08
85	Joe Kapp (to G. Washington), vs. Stl., 10/8/67
	Warren Moon (to Q. Ismail), vs. Det., 9/10/95
83	Joe Kapp (to G. Washington), vs. Bal., 9/28/69
82	Brad Johnson (to J. Reed), @ Oak., 11/17/96
	Daunte Culpepper (to R. Moss), @ Det., 12/19/04
80	Fran Tarkenton (to J. Gilliam), vs. Hou., 10/13/74
	Jeff George (to M. Hatchette), vs. S.F., 10/24/99
	Todd Bouman (to M. Bennett), @ Pit., 12/2/01
	Brad Johnson (to K. Robinson), @ Det., 12/4/05

OPPONENT/LONGEST PASS COMP. (ALL TDS)

95	Lynn Dickey (to Steve Odom), vs. G.B., 10/2/77
94	Ken Anderson (to Billy Brooks), vs. Cin., 11/13/77
93	Rodney Peete (to Herman Moore), vs. Det., 10/31/93

AVERAGE GAIN

CAREER (1,500 ATT.)

7.73	Daunte Culpepper, 1999-05 (2,607-20,162)
7.755	Kirk Cousins, 2018- (2,770-20,934)
7.29	Wade Wilson, 1981-91 (1,665-12,135)

SEASON (QUALIFIERS)

8.72	Randall Cunningham, 1998 (425-3,704)
8.61	Daunte Culpepper, 2004 (548-4,717)
8.56	Jeff George, 1999 (329-2,816)
8.31	Daunte Culpepper, 2000 (474-3,937)

GAME (20 ATT.)

14.0	Tommy Kramer, @ Was., 11/2/86 (35-490)
13.9	Fran Tarkenton, vs. Det., 11/7/76 (25-347)
13.8	Randall Cunningham, @ G.B., 10/5/98 (32-442)

TOUCHDOWNS

CAREER

239	Fran Tarkenton, 1961-66, 1972-78
159	Tommy Kramer, 1977-89
152	Kirk Cousins, 2018-
135	Daunte Culpepper, 1999-05

SEASON

39	Daunte Culpepper, 1999-05
35	Kirk Cousins, 2020
34	Randall Cunningham, 1998
33	Warren Moon, 1995
	Daunte Culpepper, 2000
	Brett Favre, 2009
	Kirk Cousins, 2021

GAME

7	Joe Kapp, vs. Bal., 9/28/69
6	Tommy Kramer, vs. G.B., 9/28/86
5	Tommy Kramer, vs. Chi., 11/28/82
	Daunte Culpepper, vs. Dal., 9/12/04
	Daunte Culpepper, @ Hou., 10/10/04
	Daunte Culpepper, @ N.O., 10/17/04

GAME, ROOKIE

4	Fran Tarkenton, vs. Chi., 9/17/61
	Fran Tarkenton, vs. LA Rams, 12/3/61
	Fran Tarkenton, @ Chi., 12/17/61

GAME, OPPONENT

5	Gary Cuzzo, vs. Bal., 11/14/65
	John Brodie, vs. S.F., 11/28/65
	Gary Danielson, @ Det., 12/9/78
	John Elway, @ Den., 11/18/84
	Brett Favre, @ G.B., 9/21/97
	Brad Johnson, @ T.B., 11/3/02
	Drew Brees, vs. N.O., 12/18/11
	Jared Goff, @ L.A.R., 9/27/18

MOST GAMES, FOUR OR MORE TOUCHDOWN PASSES, CAREER

9	Tommy Kramer, 1977-89
7	Fran Tarkenton, 1961-66, 1972-78
6	Daunte Culpepper, 1999-05

MOST GAMES, FOUR OR MORE TOUCHDOWN PASSES, SEASON

4	Randall Cunningham, 1998
	Daunte Culpepper, 2004
3	Fran Tarkenton, 1961
	Tommy Kramer, 1981

MOST CONSECUTIVE GAMES, FOUR OR MORE TOUCHDOWN PASSES

2	Tommy Kramer, 1981
	Warren Moon, 1995
	Randall Cunningham, 1998
	Randall Cunningham, 1998
	Daunte Culpepper, 2004
	Kirk Cousins, 2019

MOST CONSECUTIVE GAMES, TOUCHDOWN PASS

39	Kirk Cousins, 2020-22
24	Daunte Culpepper, 2000-01
21	Daunte Culpepper, 2003-04

HAD INTERCEPTED

CAREER

194	Fran Tarkenton, 1961-66, 1972-78
157	Tommy Kramer, 1977-89
86	Daunte Culpepper, 1999-2005

SEASON

32	Fran Tarkenton, 1978
26	Tommy Kramer, 1985
25	Fran Tarkenton, 1962

GAME

5	Many times, last by Daunte Culpepper, @ Cin., 9/18/05
---	-------------------------------------------------------

GAME, OPPONENT

6	Vinny Testaverde, @ T.B., 10/23/88
5	Billy Wade, @ Chi., 11/11/62
	Kim McQuilken, vs. Atl., 11/9/75
	Eric Hipple, vs. Det., 9/25/83
	Ryan Fitzpatrick, vs. Stl., 12/11/05

CONSECUTIVE ATTEMPTS, NO INTERCEPTIONS

224	Kirk Cousins, 2020-21
210	Kirk Cousins, 2021
201	Kirk Cousins, 2019
193	Warren Moon, 1995

VIKINGS INDIVIDUAL RECORDS

MOST ATTEMPTS, NO INTERCEPTIONS, GAME

62 Rich Gannon, @ N.E., 10/20/91

MOST ATTEMPTS, NO INTERCEPTIONS, GAME, OPPONENT

70 Drew Bledsoe, @ N.E., 11/13/94

LOWEST PERCENTAGE PASSES INTERCEPTED

CAREER (1,500 ATT.)

1.8 **Kirk Cousins, 2018- (2,770-50)**
2.9 Brad Johnson, 1992-98, 2005-06 (1,670-48)
3.3 Daunte Culpepper, 1999-05 (2,607-86)

SEASON (QUALIFIERS)

0.9 Sam Bradford, 2016 (552-5)
1.2 **Kirk Cousins, 2021 (561-7)**
1.3 Brett Favre, 2009 (531-7)
1.4 Brad Johnson, 2005 (294-4)
Kirk Cousins, 2019 (444-6)

TIMES SACKED

CAREER

417 Fran Tarkenton, 1961-66, 1972-78
247 Tommy Kramer, 1977-89
228 Daunte Culpepper, 1999-05

SEASON

47 Daunte Culpepper, 2002
46 Fran Tarkenton, 1964
Daunte Culpepper, 2004
Kirk Cousins, 2022

GAME

11 Archie Manning, @ Chi., 10/28/84
9 Fran Tarkenton, @ Chi., 12/17/61
Fran Tarkenton, vs. Bal., 9/23/62
Fran Tarkenton, vs. Det., 10/11/64
Daunte Culpepper, @ Atl., 10/2/05

GAME, OPPONENT

10 Matthew Stafford, vs. Det., 11/4/18
9 Bill Munson, vs. Det., 10/6/68
Bobby Douglass, vs. Chi., 11/2/69
Randy Johnson, @ Atl., 12/20/70
Jim Harbaugh, @ Chi., 10/25/93
Ryan Tannehill, vs. Mia., 12/16/18

HIGHEST ATTEMPTS/SACK RATIO, CAREER (1,000 ATT.)

18.0 Warren Moon, 1994-95 (1,207-67)
16.7 Brad Johnson, 1992-98, '05-06 (1,670-100)
14.7 Tommy Kramer, 1977-89 (3,648-248)

HIGHEST ATTEMPTS/SACK RATIO, SEASON (QUALIFIERS)

31.2 Tommy Kramer, 1981 (593-19)
21.9 Case Keenum, 2017 (481-22)
21.3 Randall Cunningham, 1998 (425-20)

PASS RECEIVING

RECEPTIONS

MOST SEASONS, LEADING TEAM

10 Cris Carter, 1991-00
4 Anthony Carter, 1987-90

MOST CONSECUTIVE SEASONS, LEADING TEAM

10 Cris Carter, 1991-00
4 Anthony Carter, 1987-90

CAREER

1,004 Cris Carter, 1990-01
587 Randy Moss, 1998-04, '10
534 Adam Thielen, 2014-22
498 Steve Jordan, 1982-94

SEASON

128 **Justin Jefferson, 2022**
122 Cris Carter, 1994
Cris Carter, 1995
113 Adam Thielen, 2018
111 Randy Moss, 2003

SEASON, ROOKIE

88 **Justin Jefferson, 2020**
69 Randy Moss, 1998
60 Percy Harvin, 2009

GAME

15 Rickey Young, @ N.E., 12/16/79
14 Cris Carter, @ Ari., 10/2/94
Adam Thielen, vs. Buf., 9/23/18
13 Stefon Diggs, vs. Det., 11/6/16
Stefon Diggs, @ Wash., 11/13/16
Stefon Diggs, @ Chi., 11/18/18
T.J. Hockenson, vs. NYG, 12/24/22

GAME, ROOKIE

9 Sammy White, vs. LA Rams, 9/19/76
Sammy White, @ Mia., 12/11/76
Justin Jefferson, vs. Atl., 10/18/20
Justin Jefferson, vs. Jax., 12/6/20
Justin Jefferson, @ Det., 1/3/21
8 James Brim, @ Chi., 10/11/87
Randy Moss, vs. G.B., 11/22/98
Randy Moss, vs. Chi., 12/6/98
Cordarrelle Patterson, at G.B., 11/24/13
Justin Jefferson, @ Chi, 11/16/20
Justin Jefferson, vs. Chi., 12/20/20

GAME, OPPONENT

14 Jerry Rice, @ S.F., 12/18/95
13 James Wilder, @ T.B., 9/15/85
Peerless Price, vs. Buf., 9/15/02

MOST CONSECUTIVE GAMES, PASS RECEPTION

111 Cris Carter, 1991-98
105 Anthony Carter, 1985-92
Randy Moss, 1998-04, '10

MOST SEASONS 50 OR MORE PASS RECEPTIONS

11 Cris Carter, 1991-01
6 Ahmad Rashad, 1976-81
Randy Moss, 1998-03
Adam Thielen, 2016-18, '20-22
5 Steve Jordan, 1985-86, '88, '91, '93
Anthony Carter, 1988-91, '93

YARDS

MOST SEASONS LEADING TEAM

6 Randy Moss, 1998-03
5 Anthony Carter, 1985, 1987-90
Cris Carter, 1991-95

MOST CONSECUTIVE SEASONS LEADING TEAM

6 Randy Moss, 1998-03
5 Cris Carter, 1991-95

4 Gene Washington, 1967-70
Anthony Carter, 1987-90

CAREER

12,383 Cris Carter, 1990-01
9,316 Randy Moss, 1998-04, '10
7,635 Anthony Carter, 1985-93

SEASON

1,771 **Justin Jefferson, 2022**
1,632 Randy Moss, 2003
1,509 **Justin Jefferson, 2021**
1,437 Randy Moss, 2000
1,413 Randy Moss, 1999
1,400 **Justin Jefferson, 2020**

SEASON, ROOKIE

1,400 **Justin Jefferson, 2020**
1,313 Randy Moss, 1998
906 Sammy White, 1976

GAME

223 **Justin Jefferson, @ Det., 12/11/22**
210 Sammy White, vs. Det., 11/7/76
204 Randy Moss, @ Chi., 11/14/99
202 Paul Flatley, @ S.F., 10/24/65
Adam Thielen, @ G.B., 12/24/16
201 Sidney Rice, vs. Det., 11/5/09

GAME, ROOKIE

210 Sammy White, vs. Det., 11/7/76
190 Randy Moss, @ G.B., 10/5/98
175 **Justin Jefferson, vs. Ten., 9/27/20**

GAME, OPPONENT

289 Jerry Rice, @ S.F., 12/18/95
249 Alshon Jeffrey, vs. Chi., 12/1/13
207 Calvin Johnson, vs. Det., 11/11/12

LONGEST PASS RECEPTION (ALL TDS)

99 Bernard Berrian (from G. Frerotte), vs. Chi., 11/30/08
89 Charley Ferguson (from F. Tarkenton), @ Chi., 11/11/62
97 Jarius Wright (from T. Bridgewater), vs. NYJ, 12/7/14 (OT)
96 Bernard Berrian (from G. Frerotte), vs. Det., 10/12/08
85 Gene Washington (from J. Kapp), vs. St.L., 10/8/67
Qadry Ismail (from W. Moon), vs. Det., 9/10/95
83 Gene Washington (from J. Kapp), vs. Bal., 9/28/69
82 Jake Reed (from B. Johnson), @ Oak., 11/17/96
Randy Moss (from D. Culpepper), @ Det., 12/19/04
80 John Gilliam (from F. Tarkenton), vs. Hou., 10/13/74
Matthew Hatchette (from J. George), vs. S.F., 10/24/99
Michael Bennett (from T. Bouman), @ Pit., (12/2/01)
Koren Robinson (from B. Johnson), @ Det., 12/4/05

MOST SEASONS, 1,000+ YARDS PASS RECEIVING

8 Cris Carter, 1993-00
6 Randy Moss, 1998-03
4 Jake Reed, 1994-97

MOST GAMES, 100+ YARDS, CAREER

41 Randy Moss, 1998-04
40 Cris Carter, 1990-01
24 **Justin Jefferson, 2020**

VIKINGS INDIVIDUAL RECORDS

22	Anthony Carter, 1985-93
21	Adam Thielen, 2014-22

MOST GAMES, 100+ YARDS, SEASON

9	Adam Thielen, 2018 Justin Jefferson, 2022
8	Randy Moss, 2000 Randy Moss, 2003
7	Randy Moss, 1999 Randy Moss, 2002 Justin Jefferson, 2020 Justin Jefferson, 2021

MOST CONSECUTIVE GAMES, 100+ YARDS

8	Adam Thielen, 2018
4	Jake Reed, 1997 Cris Carter, 1999 Randy Moss, 2000 Randy Moss, 2003

AVERAGE GAIN

CAREER (200 RECEPTIONS)

16.8	Hassan Jones, 1986-92 (222-3,733)
16.3	Sammy White, 1976-86 (393-6,400)
16.0	Paul Flatley, 1963-67 (202-3,222) Anthony Carter, 1985-93 (478-7,635)

SEASON (25 RECEPTIONS)

24.3	Anthony Carter, 1987 (38-923)
22.2	John Gilliam, 1974 (26-577)
22.0	John Gilliam, 1972 (47-1,034)

GAME (3 RECEPTIONS)

54.3	Randy Moss, @ Dal., 11/26/98 (3-163)
53.0	Leo Lewis, @ Was., 11/2/86 (3-159)
44.0	Hassan Jones, @ Dal., 11/13/88 (3-132)

TOUCHDOWNS

CAREER

110	Cris Carter, 1990-01
92	Randy Moss, 1998-04, '10
55	Adam Thielen, 2014-22
52	Anthony Carter, 1985-93
50	Sammy White, 1976-86

SEASON

17	Cris Carter, 1995 Randy Moss, 1998 Randy Moss, 2003
15	Randy Moss, 2000
14	Adam Thielen, 2020
13	Cris Carter, 1997 Cris Carter, 1999 Randy Moss, 2004

SEASON, ROOKIE

17	Randy Moss, 1998
10	Sammy White, 1976
7	Justin Jefferson, 2020

GAME

4	Ahmad Rashad, vs. S.F., 9/2/79
3	Jerry Reichow, @ Chi., 12/17/61 Charley Ferguson, @ Chi., 11/11/62 Gene Washington, vs. Cle., 11/9/69 Sammy White, @ Mia., 12/11/76 Sammy White, vs. Chi., 11/28/82 Cris Carter, vs. Mia., 9/25/94 Cris Carter, vs. Ind., 12/21/97 Randy Moss, @ Dal., 11/26/98

Randy Moss, vs. Chi., 12/6/98
Cris Carter, @ Chi., 11/14/99
Randy Moss, @ Det., 10/1/00
Randy Moss, vs. NYG, 11/19/01
Randy Moss, vs. S.F., 9/28/03
Marcus Robinson, vs. Cle., 11/27/05
Stefon Diggs, vs. Phil., 10/13/19

GAME, OPPONENT

3	Many times, last by Jordan Cameron, vs. Cle., 9/22/13
---	-------------------------------------------------------

MOST CONSECUTIVE GAMES, TOUCHDOWN

7	Randy Moss, 1998 Cris Carter, 1999
6	Cris Carter, 1996-97 Cris Carter, 1998-99

RUSHING - RECEIVING

MOST SEASONS LEADING TEAM

7	Adrian Peterson, 2007-10, 2012-13, 2015
6	Chuck Foreman, 1973-78

MOST CONSECUTIVE SEASONS LEADING TEAM

6	Chuck Foreman, 1973-78
4	Adrian Peterson, 2007-10
3	Bill Brown, 1964-66 Ted Brown, 1980-82 Anthony Carter, 1987-89 Cris Carter, 1993-95

ATTEMPTS

CAREER

2,659	Adrian Peterson, 2007-16 (ru-2,418, re-241)
1,911	Bill Brown, 1962-74 (ru-1,627, re-284)
1,865	Chuck Foreman, 1973-79 (ru-1,529, re-336)

SEASON

388	Adrian Peterson, 2012 (ru-348, re-40)
384	Adrian Peterson, 2008 (ru-363, re-21)
357	Ted Brown, 1981 (ru-274, re-83) Adrian Peterson, 2009 (ru-314, re-43) Adrian Peterson, 2015 (ru-327, re-30)

SEASON, ROOKIE

257	Adrian Peterson, 2007 (ru-238, re-19)
219	Chuck Foreman, 1973 (ru-182, re-37)
218	Alfred Anderson, 1984 (ru-201, re-17)

GAME

39	Ted Brown, vs. T.B., 11/8/81 (ru-31, re-8)
38	Dalvin Cook, vs. Jax., 12/6/20 (ru-32, re-6)
37	Chuck Foreman, vs. S.D., 11/23/75 (ru-33, re-4) Adrian Peterson, vs. Chi., 12/1/13 (ru-35, re-2)
35	Chuck Foreman, vs. NYJ, 10/12/75 (ru-25, re-9) Scottie Graham, vs. K.C., 12/26/93 (ru-33, re-2) Adrian Peterson, vs. G.B., 12/30/12 (ru-34, re-1)

CONSECUTIVE ATTEMPTS WITHOUT FUMBLE

532	Robert Smith, 9/8/96-10/25/98
399	Ted Brown, 10/18/81-9/8/83

YARDS

CAREER

13,692	Adrian Peterson, 2007-16 (ru-11,747, re-1,945)
12,407	Cris Carter, 1990-01 (ru-24, re-12,383)
9,475	Randy Moss, 1998-04, '10 (ru-159, re-9,316)
8,936	Chuck Foreman, 1973-79 (ru-5,879, re-3,057)
8,934	Bill Brown, 1962-74 (ru-5,757, re-3,177)

SEASON

2,314	Adrian Peterson, 2012 (ru-2,097, re-217)
1,918	Dalvin Cook, 2020 (ru-1,557, re-361)
1,885	Adrian Peterson, 2008 (ru-1,760, re-125)
1,163	Robert Smith, 2000 (ru-1,521, re-348)

SEASON, ROOKIE

1,609	Adrian Peterson, 2007 (ru-1,341, re-268)
1,317	Randy Moss, 1998 (re-1,313, ru-4)
1,163	Chuck Foreman, 1973 (ru-801, re-362)

GAME

315	Adrian Peterson, vs. S.D., 11/4/07 (ru-296, re-19)
265	Chuck Foreman, @ Phi., 10/24/76 (ru-200, re-65)
256	Darrin Nelson, vs. G.B., 11/13/83 (ru-119, re-137)

PUNTING

PUNTS

CAREER

720	Greg Coleman, 1978-87
623	Chris Kluwe, 2005-12
386	Mitch Berger, 1996-01

SEASON

93	Chris Kluwe, 2006
91	Greg Coleman, 1983
90	Greg Coleman, 1979 Harry Newsome, 1993

SEASON, ROOKIE

75	Jeff Locke, 2013
73	Neil Clabo, 1975 Ryan Wright, 2022

GAME

12	Greg Coleman, @ G.B., 11/21/82
11	Bucky Scribner, @ Cle., 12/17/89
10	Neil Clabo, @ Det., 9/26/76 Greg Coleman, vs. Buf., 12/9/79 Mike Saxon, vs. G.B., 10/20/94 Chris Kluwe, @ G.B., 12/21/06 Chris Kluwe, vs. NYG, 12/13/10

GAME, OPPONENT

12	Tom Blanchard, @ N.O., 11/16/75
11	King Hill, @ Stl., 10/19/69

LONGEST PUNT

84	Harry Newsome, @ Pit., 12/20/92
77	Mike Mercer, @ G.B., 9/16/62

LONGEST PUNT, OPPONENT

82	Tommy Davis, @ S.F., 9/30/62
75	Boyd Dowler, vs. G.B., 10/22/61

AVERAGE GROSS YARDS

CAREER (200 PUNTS)

44.4	Chris Kluwe, 2005-12 (623-27,683)
43.8	Harry Newsome, 1990-93 (308-13,501)
43.5	Mitch Berger, 1996-01 (386-16,795)

SEASON (QUALIFIERS)

47.6	Chris Kluwe, 2008 (73-3,473)
47.4	Ryan Wright, 2022 (73-3,457)
46.5	Jordan Berry, 2021 (78-3,624)

VIKINGS INDIVIDUAL RECORDS

SEASON, ROOKIE

47.4	Ryan Wright, 2022 (73-3,457)
46.4	Bobby Walden, 1964 (72-3,341)
44.2	Jeff Locke, 2013 (75-3,316)

GAME (4 PUNTS)

57.5	Chris Kluwe, @ Det., 9/16/07 (4-230)
56.3	Jeff Locke, vs. Ariz., 11/20/16 (4-225)
55.8	Mitch Berger, vs. Cin., 11/15/98 (4-223)

GAME, OPPONENT (4 PUNTS)

54.9	Mike Scifres, vs. S.D., 11/4/07
54.8	Tom Rouen, @ Den., 10/31/99

AVERAGE NET YARDS

CAREER (200 PUNTS)

38.8	Jeff Locke, 2013-16 (290-11,261)
38.2	Bobby Walden, 1964-67 (258-9,856)
37.3	Chris Kluwe, 2005-12 (623-23,210)

SEASON

42.6	Britton Colquitt, 2019 (62-2,802)
42.5	Ryan Wright, 2022 (73-3,457)
41.8	Bobby Walden, 1964 (72-3,010)

GAME (4 PUNTS)

51.8	Matt Wile, vs. Chi., 12/30/18 (5-257)
48.3	Mitch Berger, vs. Cin., 11/15/98 (4-193)
48.0	Jeff Locke, @ Det., 12/24/16 (4-195)

GAME, OPPONENT (4 PUNTS)

48.8	Britton Colquitt, vs. Den., 12/4/11 (6-293)
------	---------------------------------------------

HAD BLOCKED

CAREER

3	Greg Coleman, 1978-87
2	Many Players

SEASON

2	Mike Mercer, 1961
	Neil Clabo, 1975
	Mike Wood, 1978
	Bucky Scribner, 1988
	Mitch Berger, 1996
	Britton Colquitt, 2020

MOST CONSECUTIVE PUNTS, NONE BLOCKED

565	Greg Coleman, 1979-87
-----	-----------------------

INSIDE 20

CAREER

198	Chris Kluwe, 2005-12
155	Greg Coleman, 1978-87
109	Mitch Berger, 1996-01

SEASON

34	Jeff Locke, 2016
	Chris Kluwe, 2007
32	Chris Kluwe, 2010

GAME

6	Ryan Wright, at Mia., 10/16/22
5	Fred Cox, vs. LA Rams, 11/3/63
	Mike Saxon, vs. N.O., 11/6/94
	Mitch Berger, @ Chi., 9/15/96
	Mitch Berger, @ Ind., 12/24/00
	Chris Kluwe, vs. Atl., 9/9/07
	Jeff Locke, vs. G.B., 9/18/16
	Ryan Quigley, vs. Chi., 12/31/17

FEWEST TOUCHBACKS IN A SEASON (MIN. 30 PUNTS)

0	Ryan Quigley, 2017
	Britton Colquitt, 2019
1	King Hill, 1968
	Ryan Wright, 2022

PUNT RETURNS

MOST SEASONS LEADING TEAM

8	Marcus Sherels, 2011-18
5	Charlie West, 1968-72
	Leo Lewis, 1987-91
	David Palmer, 1994-98

MOST CONSECUTIVE SEASONS LEADING TEAM

8	Marcus Sherels, 2011-18
5	Charlie West, 1968-72
	Leo Lewis, 1987-91
	David Palmer, 1994-98

RETURNS

CAREER

237	Marcus Sherels, 2011-19
194	Leo Lewis, 1981-91
162	David Palmer, 1994-00

SEASON

58	Leo Lewis, 1988
48	Kevin Miller, 1978
47	Manfred Moore, 1977

SEASON, ROOKIE

48	Kevin Miller, 1978
35	Keenan Howry, 2003
30	Leonard Willis, 1976
	David Palmer, 1994

GAME

8	Kevin Miller, @ LA Rams, 12/2/79
7	Manfred Moore, vs. G.B., 10/2/77
	Kevin Miller, vs. Buf., 12/9/79
	Nate Jacquet, vs. Chi., 11/25/01
	Greg Camarillo, vs. Ari., 11/7/10
	Marcus Sherels, vs. Chi., 12/31/17

GAME, OPPONENT

8	Phillip Epps, @ G.B., 11/21/82
7	Johnnie Gray, @ G.B., 11/21/76
	Robbie Martin, vs. Det., 10/21/84
	Evan Cooper, @ Phi., 12/1/85
	Charles Woodson, @ G.B., 12/21/06

FAIR CATCHES

CAREER

173	Marcus Sherels, 2011-19
96	David Palmer, 1994-00
91	Leo Lewis, 1981-91
76	Bobby Bryant, 1967-80

SEASON

27	Leo Lewis, 1989
	Marcus Sherels, 2012
	Marcus Sherels, 2013

GAME

5	Billy Butler, vs. Bal., 11/17/63
	Anthony Carter, vs. T.B., 9/30/90
	Greg Camarillo, @ NYJ, 10/11/10

	Marcus Sherels, vs. Chi., 1/1/12
	Marcus Sherels, @ Chi., 12/9/12

GAME, OPPONENT

6	Bobby Engram, @ Chi., 9/15/96
---	-------------------------------

YARDS GAINED

CAREER

2,480	Marcus Sherels, 2011-19
1,812	Leo Lewis, 1981-91
1,610	David Palmer, 1994-00

SEASON

550	Leo Lewis, 1988
446	Leo Lewis, 1989
444	David Palmer, 1997

SEASON, ROOKIE

247	Keenan Howry, 2003
239	Kevin Miller, 1978
212	Eric Guliford, 1993

GAME

119	Marcus Sherels, @ NYG, 10/21/13
116	Marcus Sherels, vs. Mia., 12/16/18
107	Charlie West, vs. Was., 11/3/68

GAME, OPPONENT

176	Reggie Bush, @ N.O., 10/6/08
131	Dexter Carter, @ S.F., 10/3/93
126	Dexter Carter, @ S.F., 12/18/95

LONGEST PUNT RETURN

98	Charlie West, vs. Was., 11/3/68 (td)
91	Nate Burleson, @ Ind., 11/8/04 (td)
86	Marcus Sherels, @ NYG, 10/21/13 (td)
82	Bernard Berrian, @ Ari., 12/14/08 (td)
81	Hugh McElhenny, @ Chi., 12/17/61 (td)
	Bob Grim, vs. NYG, 11/5/67
79	Marcus Sherels, vs. Hou., 10/9/16 (td)
78	Leo Lewis, vs. Atl., 11/22/87 (td)
77	Marcus Sherels, @ Det., 9/30/12 (td)
76	Ed Sharockman, vs. LA Rams, 10/16/66

LONGEST PUNT RETURN, OPPONENT (ALL TDs)

93	Micah Hyde, vs. G.B., 10/27/13
89	Devin Hester, @ Chi., 10/14/07
87	Eddie Payton, @ Det., 12/17/77

AVERAGE YARDAGE

CAREER (50 RETURNS)

10.4	Marcus Sherels, 2011-19 (236-2,466)
	Mewelde Moore, 2004-07 (74-768)
9.9	David Palmer, 1994-00 (162-1,610)
	Bill Butler, 1963-64 (55-545)

SEASON (QUALIFIERS)

15.2	Marcus Sherels, 2013 (22-335)
13.9	Marcus Sherels, 2016 (21-292)
13.2	David Palmer, 1995 (26-342)

SEASON, ROOKIE (QUALIFIERS)

10.4	Tommy Mason, 1961 (14-146)
10.0	Charlie West, 1968 (20-201)
7.9	Nick Davis, 2002 (24-190)

GAME (3 RETURNS)

35.6	Nick Davis, 2002 (24-190)
29.8	Marcus Sherels, @ NYG, 10/21/13 (4-119)

VIKINGS INDIVIDUAL RECORDS

29.0 Mewelde Moore, @ NYG, 11/13/05 (3-87)

GAME, OPPONENT (3 RETURNS)
35.2 Reggie Bush @ N.O., 10/6/08 (5-176)

TOUCHDOWNS

CAREER
5 Reggie Bush @ N.O., 10/6/08 (5-176)
2 David Palmer, 1994-00
Mewelde Moore, 2004-07
1 Billy Butler, 1962-64
Leo Lewis, 1981-91
Hugh McElhenny, 1961-62
Charlie West, 1968-73
Randy Moss, 1998-04, '10
Nate Burleson, 2003-05
Bernard Berrian, 2008-11

SEASON
2 Marcus Sherels, 2016
1 Hugh McElhenny, 1961
Billy Butler, 1963
Charlie West, 1968
Leo Lewis, 1987
David Palmer, 1995
David Palmer, 1996
Randy Moss, 1999
Nate Burleson, 2004
Mewelde Moore, 2005
Mewelde Moore, 2006
Bernard Berrian, 2008
Marcus Sherels, 2012
Marcus Sherels, 2013
Marcus Sherels, 2015

GAME
1 Hugh McElhenny, 81 yds, @ Chi., 12/17/61
Billy Butler, 60 yds, vs. S.F., 9/29/63
Charlie West, 98 yds, vs. Was., 11/3/68
Leo Lewis, 78 yds, vs. Atl., 11/22/87
David Palmer, 74 yds, @ Det., 11/23/95
David Palmer, 69 yds, @ NYG, 9/29/96
Randy Moss, 64 yds, @ K.C., 12/12/99
Nate Burleson, 91 yds, @ Ind., 11/8/04
Mewelde Moore, 71 yds, @ NYG, 11/13/05
Mewelde Moore, 71 yds, vs. N.E., 10/30/06
Bernard Berrian, 82 yds, @ Ari., 12/14/08
Marcus Sherels, 77 yds, @ Det., 12/30/12
Marcus Sherels, 86 yds, @ NYG, 10/21/13
Marcus Sherels, 65 yds, @ Chi., 11/1/15
Marcus Sherels, 54 yds, @ Car., 9/25/16
Marcus Sherels, 79 yds, vs. Hou., 10/9/16

GAME, OPPONENT
2 Reggie Bush, 71 & 64 yds, @ N.O., 10/6/08

KICKOFF RETURNS

MOST SEASONS LEADING TEAM
5 Darrin Nelson, 1983-84, '89, '91-92
4 Darrin Nelson, 1983-84, '89, '91-92
Percy Harvin, 2009-12
Cordarrelle Patterson, 2013-16

MOST CONSECUTIVE SEASONS LEADING
4 Qadry Ismail, 1993-96
Percy Harvin, 2009-12
Cordarrelle Patterson, 2013-16
3 Billy Butler, 1962-64
Brent McClanahan, 1973-75

RETURNS

CAREER
159 Brent McClanahan, 1973-75
147 Qadry Ismail, 1993-96
145 David Palmer, 1994-00

SEASON
53 Eddie Payton, 1980
George "Buster" Rhymes, 1985
50 David Palmer, 1998

GAME
9 Nate Jacquet, @ Phi., 11/11/01
8 Qadry Ismail, @ Det., 11/23/95
Troy Walters, vs. G.B., 12/17/00
Troy Walters, @ N.O., 10/7/01
Nate Jacquet, vs. Jax., 12/23/01
Bethel Johnson, vs. Stl., 12/31/06
Lorenzo Booker, vs. Chi., 12/20/10

GAME, OPPONENT
8 Vernon Turner, @ T.B., 10/30/94
Tyrone Hughes, @ N.O., 11/19/95
Roell Preston, @ G.B., 10/5/98
Corey Harris, @ Bal., 12/13/98
Charlie Rogers, vs. Buf., 9/15/02
Ahmad Bradshaw, @ NYG, 11/25/07
Domenik Hixon, vs. NYG, 1/3/10

YARDS

CAREER
4,075 Cordarrelle Patterson, 2013-16
3,263 Darrin Nelson, 1982-89, 1991-92
3,274 David Palmer, 1994-00

SEASON
1,393 Cordarrelle Patterson, 2013
1,345 Buster Rhymes, 1985
1,221 Koren Robinson, 2005

GAME
237 Nate Jacquet, @ Phi., 11/11/01
228 Cordarrelle Patterson, vs. G.B., 10/27/13
225 Bethel Johnson, vs. Stl., 12/31/06

GAME, OPPONENT
256 Roell Preston, @ G.B., 10/5/98
249 Devin Hester, @ Chi., 9/15/13
243 Corey Harris, @ Bal., 12/13/98

LONGEST KICKOFF RETURN
109 Cordarrelle Patterson, vs. G.B., 10/27/13 (td)
105 Percy Harvin, @ Det., 9/30/12 (td)
Cordarrelle Patterson, @ Chi., 9/15/13 (td)
104 Aundrae Allison, vs. Det., 12/2/07 (td)
Percy Harvin, @ Atl., 11/27/11
Cordarrelle Patterson, vs. Ariz., 11/20/16 (td)
103 Percy Harvin, @ S.D., 9/11/11 (td)
101 Lance Rentzel, vs. Bal., 11/14/65 (td)
Percy Harvin, vs. S.F., 9/27/09 (td)
Cordarrelle Patterson, vs. Sea., 12/6/15 (td)

LONGEST KICKOFF RETURN, OPPONENT (ALL TDs)
104 Cordarrelle Patterson, @ Chi., 11/16/20
103 Abe Woodson, @ S.F., 9/29/63
101 Don McCall, @ Pit., 11/23/69
Dave Hampton, @ G.B., 10/4/70
Roell Preston, @ G.B., 10/5/98

AVERAGE YARDAGE

CAREER (75 RETURNS)
30.4 Cordarrelle Patterson, 2013-16 (134-4,075)
27.9 Percy Harvin, 2009-12 (114-3,183)
25.5 Charlie West, 1968-73 (78-1,991)

SEASON (QUALIFIERS)
32.4 Cordarrelle Patterson, 2013 (43-1,393)
31.8 Cordarrelle Patterson, 2015 (32-1,019)
31.7 Cordarrelle Patterson, 2016 (25-792)

GAME (3 RETURNS)
49.7 Cordarrelle Patterson, 2016 (25-792)
48.0 Aundrae Allison, vs. Det., 12/2/07 (3-144)
45.6 Cordarrelle Patterson, vs. G.B., 10/27/13 (5-228)

GAME, OPPONENT (3 RETURNS)
57.0 Cordarrelle Patterson, vs. G.B., 10/27/13 (5-228)
49.8 Devin Hester, @ Chi., 9/15/13 (5-249)

TOUCHDOWNS

CAREER
5 Percy Harvin, 2009-12
5 Cordarrelle Patterson, 2013-16
3 **Kene Nwangwu, 2021-**

SEASON
2 Percy Harvin, 2009
Cordarrelle Patterson, 2013
Cordarrelle Patterson, 2015
Kene Nwangwu, 2021

GAME
1 Bill Brown, 78 yds, @ LA Rams, 10/20/63
Lance Rentzel, 101 yds, vs. Bal., 11/14/65
Clint Jones, 96 yds, vs. NYG, 11/5/67
Keith Nord, 70 yds, @ Was., 11/2/80
Eddie Payton, 99 yds, vs. Oak., 9/14/81
Herschel Walker, 93 yds, @ Phi., 11/19/89
David Palmer, 88 yds, @ Bal., 12/13/98
Robert Tate, 76 yds, @ K.C., 12/12/99
Moe Williams, 85 yds, @ NYG, 12/26/99
Koren Robinson, 86 yds, @ NYG, 11/13/05
Aundrae Allison, 104 yds, vs. Det., 12/2/07
Percy Harvin, 101 yds, vs. S.F., 9/27/09
Percy Harvin, 88 yds, @ Pit., 10/25/09
Percy Harvin, 95 yds, vs. Dal., 10/17/10
Percy Harvin, 103 yds, @ S.D., 9/11/11
Percy Harvin, 105 yds, @ Det., 9/30/12
Cordarrelle Patterson, 105 yds, @ Chi., 9/15/13
Cordarrelle Patterson, 109 yds, vs. G.B., 10/27/13
Cordarrelle Patterson, 93 yds, @ Oak., 11/15/15
Cordarrelle Patterson, 101 yds, vs. Sea., 12/6/15
Cordarrelle Patterson, 104 yds, vs. Ari., 11/20/16
Kene Nwangwu, 98 yds, @ Bal., 11/7/21
Kene Nwangwu, 99 yds, @ S.F., 11/28/21
Kene Nwangwu, 97 yds, vs. N.E., 11/24/22

GAME, OPPONENT
1 Many times, last by Cordarrelle Patterson, at Chi., 11/16/20

VIKINGS INDIVIDUAL RECORDS

COMBINED KICK RETURNS

MOST RETURNS

CAREER

307	David Palmer, 1994-00 (p-162, k-145)
284	Marcus Sherels, 2010-18 (p-231, k-53)
202	Leo Lewis, 1981-91 (p-194, k-8)

SEASON

88	Kevin Miller, 1978 (p-48, k-40)
87	Eddie Payton, 1980 (p-34, k-53)
78	David Palmer, 1998 (p-28, k-50)

GAME

11	David Palmer, vs. G.B., 12/1/97 (p-5, k-6)
10	Darrin Nelson, vs. Chi., 11/25/84 (p-3, k-7)

GAME, OPPONENT

10	Tyrone Hughes, vs. Chi., 11/9/97 (p-5, k-5)
----	---------------------------------------------

YARDS GAINED

CAREER

4,884	David Palmer, 1994-00, (p-1,610, k-3,274)
4,075	Cordarrelle Patterson, 2013-16 (k-4,075)
3,932	Darrin Nelson, 1982-89, 1991-92 (p-313, k-3,619)

SEASON

1,465	David Palmer, 1998 (p-289, k-1,176)
1,435	Eddie Payton, 1980 (p-251, k-1,184)
1,393	Cordarrelle Patterson, 2013 (p-0, k-1,393)

GAME

237	Nate Jacquet, @ Phi., 11/11/01 (p-0, k-237)
228	Cordarrelle Patterson, vs. G.B., 10/27/13 (p-0, k-228)
225	Bethel Johnson, vs. Stl., 12/31/06 (p-0, k-225)

GAME, OPPONENT

289	Eddie Payton, @ Det., 12/17/77 (p-105, k-184z)
-----	------------------------------------------------

TOUCHDOWNS

CAREER

5	Marcus Sherels, 2010-18 (p-5, k-0) Cordarrelle Patterson, 2013-16 (p-0, k-5) Percy Harvin, 2009-12 (p-0, k-5)
3	David Palmer, 1994-00 (p-2, k-1) Kene Nwangwu, 2021- (p-0, k-3)

SEASON

2	Percy Harvin, 2009 (k-2) Cordarrelle Patterson, 2013 (k-2) Cordarrelle Patterson, 2015 (k-2) Marcus Sherels, 2016 (p-2)
---	----------------------------------------------------------------------------------------------------------------------------------

GAME

1	Many times, last by Cordarrelle Patterson, vs. Ariz., 11/20/16
---	----------------------------------------------------------------

GAME, OPPONENT

2	Eddie Payton, @ Det., 12/17/77 (p-1, k-1) Reggie Bush, @ N.O., 10/6/08 (p-2)
---	---------------------------------------------------------------------------------

COMBINED NET YARDS

RUSHING, RECEIVING, INTERCEPTION RETURNS, KICKOFF RETURNS, PUNT RETURNS AND FUMBLE RETURNS

MOST SEASONS LEADING TEAM

6	Chuck Foreman, 1973-78
4	Bill Brown, 1964-66, 1968 Adrian Peterson, 2007-08, 2012, 2015

CONSECUTIVE SEASONS LEADING TEAM

6	Chuck Foreman, 1973-78
3	Many times, last by Percy Harvin, 2009-11

ATTEMPTS

CAREER

2,676	Adrian Peterson, 2007-16
1,931	Bill Brown, 1962-74
1,867	Chuck Foreman, 1973-79

SEASON

388	Adrian Peterson, 2012
385	Adrian Peterson, 2008
357	Ted Brown, 1981 Adrian Peterson, 2009 Adrian Peterson, 2015

GAME

39	Ted Brown vs. T.B., 11/8/81 (ru-31, re-8)
37	Chuck Foreman vs. S.D., 11/23/75 (ru-33, re-4) Adrian Peterson, vs. Chi., 12/1/13 (ru-35, re-2)

YARDS

CAREER

14,210	Adrian Peterson, 2007-16
12,410	Cris Carter, 1990-01
10,365	Darrin Nelson, 1982-89, 1991-92

SEASON

2,314	Adrian Peterson, 2012 (ru-2,097, re-217)
2,081	Percy Harvin, 2009 (ru-135, re-790, rt-1,156)
2,051	Herschel Walker, 1990 (ru-770, re-315, rt-966)
2,021	Adrian Peterson, 2007 (ru-1,341, re-268, rt-412)
2,020	Cordarrelle Patterson, 2013 (ru-158, re-469, rt-1,393)

SEASON, ROOKIE

2,081	Percy Harvin, 2009 (ru-135, re-790, rt-1,156)
2,021	Adrian Peterson, 2007 (ru-1,341, rt-412, re-268)
2,020	Cordarrelle Patterson, 2013 (ru-158, re-469, rt-1,393)

GAME

361	Adrian Peterson, @ Chi., 10/14/07 (ru-224, rt-128, re-9)
315	Adrian Peterson, vs. S.D., 11/4/07 (ru-296, re-19)
278	Darrin Nelson, vs. G.B., 11/13/83 (ru-119, re-137, rt-22)

INTERCEPTIONS BY

MOST SEASONS LEADING TEAM

6	Harrison Smith, 2012, '14, '17, '18, '20, '22
4	Ed Sharockman, 1962-63, 1965, 1970 Bobby Bryant, 1969, 1973, 1977-78 Joey Browner, 1987, 1989-91 Antoine Winfield, 2004, '06, '08, '12

MOST CONSECUTIVE SEASONS LEADING TEAM

3	Joey Browner, 1989-91
---	-----------------------

Darren Sharper, 2005-07

CAREER

53	Paul Krause, 1968-79
51	Bobby Bryant, 1967-80
40	Ed Sharockman, 1962-72

SEASON

10	Paul Krause, 1975
9	Orlando Thomas, 1995 Brian Russell, 2003 Darren Sharper, 2005
8	Bobby Bryant, 1969 Issiac Holt, 1986 Carl Lee, 1988 Audray McMillian, 1992 Corey Chavous, 2003

GAME

3	Many times, last time by Darren Sharper, @ NYG, 11/13/05
---	----------------------------------------------------------

GAME, OPPONENT

3	Many times, last time by Deltha O'Neal, @ Cin., 9/18/05
---	---------------------------------------------------------

CONSECUTIVE GAMES WITH INTERCEPTION

6	Paul Krause, 1968 Brian Russell, 2003
4	Issiac Holt, 1986 Carl Lee, 1988 Orlando Thomas, 1995

YARDS

CAREER

852	Paul Krause, 1968-79
804	Ed Sharockman, 1962-72
749	Bobby Bryant, 1967-80

SEASON

276	Darren Sharper, 2005
242	Jimmy Hitchcock, 1998
236	Charlie West, 1971

GAME

123	Darren Sharper, @ NYG, 11/13/05
112	Dwight Smith, @ NYG, 11/25/07
100	Xavier Rhodes, vs. Ariz., 11/20/16

GAME, OPPONENT

151	Tommy Myers, @ N.O., 9/3/78
-----	-----------------------------

LONGEST RETURNS

100	Xavier Rhodes, vs. Ariz., 11/20/16 (td)
97	Reggie Rutland, vs. LA Rams, 12/15/91 (td)
94	Walker Lee Ashley, vs. Chi., 12/19/88 (td)
93	Dwight Smith, @ NYG, 11/25/07 (td)
92	Darren Sharper, @ NYG, 11/13/05 (td) Chad Greenway, vs. S.D., 9/27/15 (td)
90	Issiac Holt, vs. Det., 10/8/89 (td)
89	Charlie West, @ Chi., 12/19/71
88	Darren Sharper, vs. T.B., 9/11/05 (td)
84	Jack Del Rio, @ Chi., 11/2/92 (td)
81	Paul Krause, vs. S.D., 11/23/75 Dewayne Washington, @ Chi., 9/18/94 (td) Harrison Smith, @ Stl., 9/7/14 (td)

LONGEST RETURN, OPPONENT (ALL TDS)

100	Barry Wilburn, vs. Was., 12/26/87
97	Tommy Myers, @ N.O., 9/3/78

VIKINGS INDIVIDUAL RECORDS

TOUCHDOWNS

CAREER

4	Harrison Smith, 2012-
3	Rip Hawkins, 1961-65
	Ed Sharockman, 1962-72
	Bobby Bryant, 1967-80
	Joey Browner, 1983-91
	Audray McMillian, 1989-93
	Dewayne Washington, 1994-97
	Jimmy Hitchcock, 1998-99
	Darren Sharper, 2005-08

SEASON

3	Jimmy Hitchcock, 1998
2	Rip Hawkins, 1964
	Carl Lee, 1988
	Audray McMillian, 1992
	Anthony Parker, 1994
	Dewayne Washington, 1994
	Darren Sharper, 2005
	Kevin Williams, 2007
	Harrison Smith, 2012

PASSES DEFENSED

MOST SEASONS LEADING TEAM

4	Carl Lee
	Bobby Bryant
	Antoine Winfield

MOST CONSECUTIVE SEASONS LEADING TEAM

2	Nate Wright, 1976-77
	Carl Lee, 1987-88
	Jimmy Hitchcock, 1998-99
	Brian Williams, 2002-03
	Antoine Winfield, 2008-09
	Xavier Rhodes, 2013-14
	Trae Waynes, 2016-17

CAREER

128	Carl Lee, 1983-93
99	Antoine Winfield, 2004-12
77	Bobby Bryant, 1968-80

SEASON

30	Jimmy Hitchcock, 1998
23	Xavier Rhodes, 2013
22	Carl Lee, 1988

GAME

6	Nate Wright, vs. N.O., 9/12/76
	Bobby Bryant, vs. N.O., 11/16/75
5	last by Terence Newman, @ Oak., 11/15/15

FUMBLES

OPPONENTS' FUMBLES RECOVERED

CAREER

28	Jim Marshall, 1961-79
23	Carl Eller, 1964-78
19	Matt Blair, 1974-85
18	Alan Page, 1967-78

SEASON

9	Don Hultz, 1963
7	Alan Page, 1970
6	Fred McNeil, 1978

GAME

3	Joey Browner, vs. S.F., 9/8/85
2	Many times, last by Anthony Barr, @ Atl., 11/25/15

LONGEST FUMBLE RETURNS (ALL TDS)

94	Dwayne Rudd, vs. Chi., 12/6/98
88	Ed Sharockman, @ Det., 12/9/62
77	Kevin Williams, vs. Jax., 11/28/04
70	Paul Krause, @ Det., 12/14/75
69	Alan Page, @ Chi., 10/11/70
65	Willie Teal, @ Phi., 12/1/85
63	Joey Browner, vs. S.D., 9/2/84
63	Dwayne Rudd, vs. Cin., 11/15/98
61	Brian Robison, @ Chi., 9/15/13
58	Anthony Parker, vs. Hou., 11/15/92
55	Captain Munnerlyn, @ G.B., 1/3/16

LONG FUMBLE RETURNS, OPPONENTS (ALL TDS)

99	Adrian Wilson, vs. Ari., 11/26/06
90	Aeneas Williams, @ Stl., 11/30/03
80	Bobby Jackson, vs. NY Jets, 12/26/82

OPPONENTS' FUMBLES RETURNED FOR TOUCHDOWNS

CAREER

2	Roy Winston, 1962-76
	Paul Krause, 1968-79
	Charlie Johnson, 1982-84
	Chris Martin, 1983-88
	Henry Thomas, 1987-92
	Anthony Parker, 1992-94
	Orlando Thomas, 1995-01
	Dwayne Rudd, 1997-00
	Kevin Williams, 2003-12
	Antoine Winfield, 2004-12
	Everson Griffen, 2010-19

SEASON

2	Dwayne Rudd, 1998
---	-------------------

SACKS

MOST SEASONS LEADING TEAM

9	John Randle, 1991, 1993-2000
6	Jim Marshall, 1961-66
	Alan Page, 1967-68, 1971, 1975-77
	Chris Doleman, 1987-90, 1992-93
	Jared Allen, 2008-13

MOST CONSECUTIVE SEASONS LEADING TEAM

8	John Randle, 1993-2000
6	Jim Marshall, 1961-66
	Jared Allen, 2008-13
4	Doug Martin, 1980-83
	Chris Doleman, 1987-90

TOTAL SACKS

CAREER

130.0	Carl Eller, 1964-78
127.0	Jim Marshall, 1961-79
114.0	John Randle, 1990-2000

SEASON

22.0	Jared Allen, 2011
21.0	Chris Doleman, 1989
18.0	Alan Page, 1976
	Keith Millard, 1989

GAME

5.0	Randy Holloway, vs. Atl., 9/16/84
4.5	Jared Allen, vs. G.B., 10/5/09
4.0	Many times, last by Kevin Williams, vs. Det., 10/12/08

GAME, ROOKIE

3.0	Kevin Williams, @ Ari., 12/28/03
2.5	Gerald Robinson, vs. Chi., 10/19/86

GAME, OPPONENT

4.0	Many times, last by Peter Boulware, @ Bal., 1/7/02
-----	----------------------------------------------------

TACKLES

COMBINED TACKLES (DEFENSE & SPECIAL TEAMS TACKLES)

CAREER

1,981	Scott Studwell, 1977-90
1,452	Matt Blair, 1974-85
1,382	Jeff Siemon, 1972-82
1,350	Chad Greenway, 2006-16

DEFENSIVE TACKLES

CAREER

1,928	Scott Studwell, 1977-90
1,404	Matt Blair, 1974-85
1,375	Jeff Siemon, 1972-82
1,334	Chad Greenway, 2006-16

SEASON

230	Scott Studwell, 1981
229	Jeff Siemon, 1978
220	Matt Blair, 1981

GAME

24	Scott Studwell, @ Det., 11/17/85
22	Chad Greenway, vs. Oak., 11/20/11
21	Scott Studwell, @ Pit., 9/24/89
	Ed McDaniel, @ G.B., 9/4/94

SOLO COMBINED TACKLES

CAREER

1,308	Scott Studwell, 1977-90
1,008	Jeff Siemon, 1972-82
986	Matt Blair, 1974-85

SEASON

170	Jeff Siemon, 1978
156	Scott Studwell, 1981
153	Scott Studwell, 1980

GAME

18	Rip Hawkins, vs. Det., 11/18/62
	Rip Hawkins, vs. S.F., 12/2/62
17	Rip Hawkins, vs. Bal., 11/12/61

ASSISTED COMBINED TACKLES

CAREER

673	Scott Studwell, 1977-90
466	Matt Blair, 1974-85
449	Chad Greenway, 2006-16

SEASON

97	Scott Studwell, 1985
88	Mike Merriweather, 1991

VIKINGS INDIVIDUAL RECORDS

83 Scott Studwell, 1983

GAME

13 Wally Hilgenberg, @ Chi., 10/23/72
Scott Studwell, vs. T.B., 9/30/90

SPECIAL TEAMS TACKLES

CAREER

147 Chris Walsh, 1994-02
140 Harold Morrow, 1996-02
120 Walker Lee Ashley, 1983-88
113 Keith Nord, 1979-85
Heath Farwell, 2005-10

SEASON

38 Joey Browner, 1989
35 Nate Allen, 1977
32 Harold Morrow, 1997
Heath Farwell, 2007

GAME

7 Heath Farwell, @ NYG, 11/25/07
6 Wymon Henderson, vs. Det., 11/6/88

BLOCKED KICKS

CAREER

20 Matt Blair, 1974-85 (FG-3, P-1, PAT-16)
16 Alan Page, 1967-78 (FG-8, P-1, PAT-7)
10 Tim Irwin, 1981-93 (FG-8, PAT-2)
Carl Eller, 1964-78 (FG-9, PAT-1)

SEASON

5 Alan Page, 1976 (3 FG, 2 PAT)
Matt Blair, 1977 (1 FG, 2 P, 2 PAT)
Matt Blair, 1979 (5 PAT)

GAME

2 Matt Blair, 1979 (5 PAT)
Matt Blair, vs. Dal., 10/7/79 (2 PAT)
Matt Blair, @ G.B., 11/11/79 (2 PAT)
Matt Blair, vs. Oak., 9/14/81 (2 PAT)

VIKINGS ROOKIE RECORDS

SERVICE

STARTS, SEASON

17	Ed Ingram, G, 2022
16	Gary Zimmerman, T, 1986
	Todd Steussie, T, 1994
	Dewayne Washington, CB, 1994
	Kevin Williams, DT, 2004
	Matt Kalil, T, 2012
	Harrison Smith, S, 2012
	T.J. Clemmings, T, 2015
	Garrett Bradbury, C, 2019

SCORING

TOTAL POINTS, SEASON

141	Blair Walsh, 2012 (36-pat, 35-fg)
106	Randy Moss, 1998 (17-td, 2-2pt)
78	Adrian Peterson, 2007 (13-td)

TOTAL POINTS, GAME

20	Randy Moss, @ Dal., 11/16/98 (3-rec. td, 1-2pt)
18	Sammy White, @ Mia., 12/11/76 (3-rec. td)
	D.J. Dozier, vs. Den., 10/26/87 (3-rush td)
	Randy Moss, vs. Chi., 12/6/98 (3-rec. td)
	Onterio Smith, vs. K.C., 12/20/03 (3-rush td)
	Adrian Peterson, @ Chi., 10/14/07 (3-rush td)
	Adrian Peterson, vs S.D., 11/4/07 (3-rush td)
	Blair Walsh, @ St.L., 12/16/12 (3-pat, 5-fg)

TOUCHDOWNS, SEASON

17	Randy Moss, 1998#
13	Adrian Peterson, 2007
10	Sammy White, 1976
9	Cordarrelle Patterson, 2013
	# NFL Rookie Record

TOUCHDOWNS, GAME

3	Sammy White, vs. Cle., 11/9/69 (3-rec. td)
	D.J. Dozier, vs. Den., 10/26/87 (3-rush td)
	Randy Moss, @ Dal., 11/16/98 (3-rec. td)
	Randy Moss, vs. Chi., 12/6/98 (3-rec. td)
	Onterio Smith, vs. K.C., 12/20/03 (3-rush td)
	Adrian Peterson, @ Chi., 10/14/07 (3-rush td)
	Adrian Peterson, vs S.D., 11/4/07 (3-rush td)

FIELD GOALS MADE, SEASON

35	Blair Walsh, 2012
----	-------------------

FIELD GOALS MADE, GAME

5	Blair Walsh, 2012
---	-------------------

LONGEST FIELD GOAL

56	Blair Walsh, @ Hou., 12/23/12
55	Blair Walsh, vs. Jax., 9/9/12
	Blair Walsh, @ Sea., 11/4/12

FIELD GOALS ATTEMPTED, SEASON

38	Blair Walsh, @ Sea., 11/4/12
----	------------------------------

FIELD GOALS ATTEMPTED, GAME

5	Blair Walsh, @ Stl., 12/16/12
---	-------------------------------

HIGHEST FIELD GOAL PERCENTAGE (QUALIFIERS)

92.1	Blair Walsh, 2012 (35-38)
------	---------------------------

RUSHING

YARDS, SEASON

1,341	Adrian Peterson, 2007
801	Chuck Foreman, 1973

773 Alfred Anderson, 1984

YARDS, GAME

296	Adrian Peterson, vs. S.D., 11/4/07*
224	Adrian Peterson, @ Chi., 10/14/07
148	Onterio Smith, @ Chi., 12/14/03
	* NFL Record

RUSHING ATTEMPTS, SEASON

238	Adrian Peterson, 2007
201	Alfred Anderson, 1984
182	Chuck Foreman, 1973

RUSHING ATTEMPTS, GAME

30	Adrian Peterson, vs. S.D., 11/4/07
27	Onterio Smith, @ Chi., 12/14/03
	Dalvin Cook, vs. T.B., 9/24/17

TOUCHDOWNS RUSHING, SEASON

12	Adrian Peterson, 2007
5	Onterio Smith, 2003
	D.J. Dozier, 1987
	Fran Tarkenton, 1961

TOUCHDOWNS RUSHING, GAME

3	Adrian Peterson, vs. S.D., 11/4/07
	Adrian Peterson, @ Chi., 10/14/07
	Onterio Smith, @ Chi., 12/20/03
	D.J. Dozier, vs. Den., 10/26/87

RUSHING AVERAGE, SEASON

5.6	Adrian Peterson, 2007
5.4	Onterio Smith, 2003
4.8	Jerick McKinnon, 2014

RUSHING AVERAGE (MIN. 10 ATTEMPTS), GAME

11.2	Adrian Peterson, @ Chi., 10/14/07
9.9	Adrian Peterson, vs. S.D., 11/4/07
9.3	Adrian Peterson, vs. G.B. 9/30/07

LONGEST RUN

73	Adrian Peterson, @ Chi., 10/14/07 (td)
64	Adrian Peterson, vs. S.D., 11/4/07 (td)
55	Adrian Peterson, vs. G.B., 9/30/07
	Jerick McKinnon, vs. Atl., 9/28/14

PASSING

PASSING YARDS, SEASON

2,919	Teddy Bridgewater, 2014
1,997	Fran Tarkenton, 1961
1,853	Christian Ponder, 2011

PASSING YARDS, GAME

381	Christian Ponder, vs. Den., 12/4/11
317	Teddy Bridgewater, vs. Atl., 9/28/14
315	Teddy Bridgewater, @ Det., 12/14/14

PASS ATTEMPTS, SEASON

402	Teddy Bridgewater, 2014
291	Christian Ponder, 2011
280	Fran Tarkenton, 1961

PASS ATTEMPTS, GAME

47	Christian Ponder, vs. Den., 12/4/11
42	Teddy Bridgewater, @ T.B., 10/26/14
	Teddy Bridgewater, Was., 11/2/14

PASS COMPLETIONS, SEASON

259	Teddy Bridgewater, 2014
158	Christian Ponder, 2011
157	Fran Tarkenton, 1961

PASS COMPLETIONS, GAME

31	Teddy Bridgewater, @ Det., 12/14/14
29	Christian Ponder, vs. Den., 12/4/11
26	Teddy Bridgewater, vs. Was., 11/2/14

TOUCHDOWN PASSES, SEASON

18	Fran Tarkenton, 1961
14	Teddy Bridgewater, 2014
13	Christian Ponder, 2011

TOUCHDOWN PASSES, GAME

4	Fran Tarkenton, vs. Chi., 9/17/61
	Fran Tarkenton, vs. LA Rams, 12/3/61
	Fran Tarkenton, @ Chi., 12/17/61

PASSES HAD INTERCEPTED, SEASON

17	Fran Tarkenton, 1961
13	Christian Ponder, 2011

PASSES HAD INTERCEPTED, GAME

3	8 times, last Teddy Bridgewater, vs. Det., 10/12/14
---	-----------------------------------------------------

LOWEST PERCENTAGE PASSES INTERCEPTED, SEASON (QUALIFIERS)

3.0	Teddy Bridgewater, 2014 (402-12)
4.5	Christian Ponder, 2011 (291-13)
6.1	Fran Tarkenton, 1961 (280-17)

HIGHEST QB RATING, SEASON

85.2	Teddy Bridgewater, 2014
74.7	Fran Tarkenton, 1961
70.1	Christian Ponder, 2011

HIGHEST QB RATING, GAME

148.6	Fran Tarkenton, vs. Chi., 9/17/61
121.1	Fran Tarkenton, L.A., 12/3/61
120.7	Teddy Bridgewater, vs. Car., 11/30/14

PASS RECEIVING

RECEPTIONS, SEASON

88	Justin Jefferson, 2020
69	Randy Moss, 1998
60	Percy Harvin, 2009
52	Stefon Diggs, 2015
51	Paul Flatley, 1963
	Sammy White, 1976
45	Cordarrelle Patterson, 2013
37	Chuck Foreman (RB), 1973
36	Irv Smith, Jr. (TE), 2019

RECEPTIONS, GAME

9	Sammy White, vs. LA Rams, 9/19/76
	Sammy White, @ Mia., 12/11/76
	Justin Jefferson, vs. Atl., 10/18/20
	Justin Jefferson, vs. Jax., 12/6/20
	Justin Jefferson, @ Det., 1/3/21
8	James Brim, @ Chi., 10/11/87
	Randy Moss, vs. G.B., 11/22/98
	Randy Moss, vs. Chi., 12/6/98
	Cordarrelle Patterson, at G.B., 11/24/13
	Justin Jefferson, @ Chi., 11/16/20
	Justin Jefferson, vs. Chi., 12/20/20

RECEIVING YARDS, SEASON

1,400	Justin Jefferson, 2020
1,313	Randy Moss, 1998
906	Sammy White, 1976
867	Paul Flatley, 1963

VIKINGS ROOKIE RECORDS

RECEIVING YARDS, GAME

210	Sammy White, vs. Det., 11/7/76
190	Randy Moss, @ G.B., 10/5/98
175	Justin Jefferson, vs. Ten., 9/27/20

TOUCHDOWNS RECEIVING, SEASON

17	Randy Moss, 1998#
10	Sammy White, 1976
7	Justin Jefferson, 2020

NFL Rookie Record

TOUCHDOWNS RECEIVING, GAME

3	Sammy White, @ Mia., 12/11/76
	Randy Moss, @ Dal., 11/26/98
	Randy Moss, vs. Chi., 12/6/98

COMBINED YARDAGE

YARDS, SEASON

2,081	Percy Harvin, 2009 (ru-135, re-790, rt-1,156)
2,021	Adrian Peterson, 2007 (ru-1,341, re-268, rt-412)
2,020	Cordarrelle Patterson, 2013 (ru-158, re-469, rt-1,393)

YARDS, GAME

361	Adrian Peterson, @ Chi., 10/14/07 (ru-248, re-9, rt-128)
315	Adrian Peterson, @ Chi., 10/14/07 (ru-248, re-9, rt-128)

PUNTING

PUNTS, SEASON

75	Jeff Locke, 2013
73	Neil Clabo, 1975
71	Chris Kluwe, 2005

PUNTS, GAME

10	Ryan Wright, @ Mia., 10/16/22
9	Bobby Walden, vs. L.A., 11/29/64
	Jeff Locke, @ Bal., 12/8/13

PUNT AVERAGE, SEASON

46.4	Bobby Walden, 1964 (72-3,341)
44.2	Jeff Locke, 2013 (75-3,316)
44.1	Chris Kluwe, 2005 (71-3,130)

PUNT AVERAGE (MIN. 4 PUNTS), GAME

54.3	Chris Kluwe, vs. T.B., 9/11/05 (4-217)
52.4	Bobby Walden, vs. S.F., 11/8/64 (5-262)
52.0	Bobby Walden, @ Bal., 11/15/64 (4-208)

PUNT RETURNS

PUNT RETURNS, SEASON

48	Kevin Miller, 1978
35	Keenan Howry, 2003
33	Jimmy Edwards, 1979

PUNT RETURNS, GAME

6	Kevin Miller, vs. T.B., 9/17/78
	David Palmer, vs. Det., 9/11/94

PUNT RETURN YARDS, SEASON

247	Keenan Howry, 2003
237	Kevin Miller, 1978
217	Troy Walters, 2000

PUNT RETURN YARDS, GAME

107	Charlie West, vs. Was., 11/3/68
78	Troy Walters, vs. Det., 11/30/00

77	Bob Grim, vs. NYG, 11/5/67
----	----------------------------

LONGEST PUNT RETURN

98t	Charlie West, vs. Was., 11/3/68
81	Bob Grim, vs. NYG, 11/5/67
63	Troy Walters, vs. Det., 11/30/00

PUNT RETURN AVERAGE, SEASON

10.1	Charlie West, 1968 (20-201)
7.9	Nick Davis, 2002 (24-190)
7.6	Jackie Wallace, 1974 (25-191)

PUNT RETURN AVERAGE (3 RETURNS), GAME

35.7	Charlie West, vs. Was., 11/3/68 (3-107)
26.0	Troy Walters, vs. Det., 11/30/00 (3-78)
25.7	Bob Grim, vs. NYG, 11/5/67 (3-77)

KICKOFF RETURNS

KICKOFF RETURNS, SEASON

53	Buster Rhymes, 1985
44	Jimmy Edwards, 1979
43	Cordarrelle Patterson, 2013

KICKOFF RETURNS, GAME

8	Troy Walters, vs. G.B., 12/17/00
7	Jimmy Edwards, @ St.L., 11/4/79
	Darryl Harris, vs. G.B., 10/16/88

KICKOFF RETURN YARDS, SEASON

1,393	Cordarrelle Patterson, 2013
1,345	Buster Rhymes, 1985
1,156	Percy Harvin, 2009

KICKOFF RETURN YARDS, GAME

228	Cordarrelle Patterson, vs. G.B., 10/27/13
182	Buster Rhymes, vs. Chi., 9/19/85
180	Percy Harvin, vs. S.F., 9/27/09

LONGEST KICKOFF RETURN (ALL TDS)

109	Cordarrelle Patterson, vs. G.B., 10/27/13*
105	Cordarrelle Patterson, at Chi., 9/15/13
104	Aundrae Allison, vs. Det., 12/2/07

* NFL Record

KICKOFF RETURN AVERAGE, SEASON

32.4	Cordarrelle Patterson, 2013
28.7	Aundrae Allison, 2007
27.5	Percy Harvin, 2009

KICKOFF RETURN AVERAGE (3 RETURNS), GAME

49.7	Cordarrelle Patterson, @ Chi., 9/15/13 (3-149)
48.0	Aundrae Allison, vs. Det., 12/2/07 (3-144)
45.6	Cordarrelle Patterson, vs. G.B., 10/27/13 (5-228)

INTERCEPTIONS

PASSES DEFENSED, SEASON

23	Xavier Rhodes, 2013
19	Orlando Thomas, 1995
12	Dewayne Washington, 1994
	Brian Williams, 2002

INTERCEPTIONS, SEASON

9	Orlando Thomas, 1995
6	George Rose, 1964
5	Rip Hawkins, 1961

INTERCEPTIONS, GAME

2	Rip Hawkins, vs. Dal, 9/24/61
	Jeff Siemon, vs. S.F., 12/16/72

INTERCEPTION RETURN YARDS, SEASON

135	Dewayne Washington, 1994
108	Orlando Thomas, 1995
87	Harrison Smith, 2012

INTERCEPTION RETURN YARDS, GAME

81	Dewayne Washington, @ Chi., 9/18/94
80	Mike Nattiel, vs. Sea., 12/7/03
70	Orlando Thomas, @ Pit., 9/24/95

LONGEST INTERCEPTION RETURN

81	Dewayne Washington, @ Chi., 9/18/94 (td)
80	Mike Nattiel, vs. Sea., 12/7/03 (td)
63	Tim Newton, @ Buf., 9/25/85

TACKLES

TOTAL TACKLES, SEASON

129	Harrison Smith, 2012
126	Rip Hawkins, 1961
109	Chris Doleman, 1985
105	Eric Kendricks, 2015
102	Tim Newton, 1985
99	Anthony Barr, 2014

TOTAL TACKLES, GAME

13	Malik Boyd, @ N.E., 11/13/94
	Harrison Smith, vs. T.B., 10/25/12
	Eric Kendricks, vs. K.C., 10/18/15

SACKS

SACKS, SEASON

10.5	Don Hultz, 1963
	Kevin Williams, 2003

SACKS, GAME

3.0	Kevin Williams, vs. Ari., 12/28/03
2.5	Gerald Robinson, Chi., 10/19/86
2.0	10 times, last Danielle Hunter, vs. Chi., 12/20/15

VIKINGS ROOKIE NFL AWARDS

NFL ROOKIE OF THE YEAR

1963	Paul Flatley, WR (AP, UPI, NEA, TSN)
1973	Chuck Foreman, RB (AP, PFWA)
1976	Sammy White, WR (AP, PFWA)
1998	Randy Moss, WR (TSN, FN, PFW, SI)
2007	Adrian Peterson, RB (TSN, PFW, SI)
2020	Justin Jefferson, WR (TSN)

PEPSI ROOKIE OF THE YEAR

2007	Adrian Peterson, RB
2009	Percy Harvin, WR
2014	Teddy Bridgewater, QB

NFL OFFENSIVE ROOKIE OF THE YEAR

1973	Chuck Foreman, RB, (PFW)
1976	Sammy White, WR, (PFW, PD)
1998	Randy Moss, WR (AP, FD, CPFW)
2007	Adrian Peterson, RB (AP, PFW)
2009	Percy Harvin, WR/KR (AP, PFW)

NFL DEFENSIVE ROOKIE OF THE YEAR

1994	Dewayne Washington, CB (PFN)
------	------------------------------

NFC ROOKIE OF THE YEAR

1973	Chuck Foreman, RB (Wheaties, TSN)
------	-----------------------------------

VIKINGS ROOKIE RECORDS

1976 Sammy White, WR (UPI, TSN, NEA)
1998 Randy Moss, WR (PFWA)

NFC OFFENSIVE ROOKIE OF THE YEAR

1998 Randy Moss, WR (PFWA)

1ST-TEAM AP ALL-PRO

1998 Randy Moss, WR
2012 Blair Walsh, K
2013 Cordarrelle Patterson, WR/KR

ALL-ROOKIE HONORS (PFWA)

1972 Jeff Siemon, LB
1973 Chuck Foreman, RB
1974 Matt Blair, LB
1976 Sammy White, WR
1984 Alfred Anderson, RB
1988 Randall McDaniel, G
1994 Todd Steussie, G
Andrew Jordan, TE
Dewayne Washington, CB
1995 Orlando Thomas, S
1998 Randy Moss, WR
2000 Chris Hovan, DT
2003 Onterio Smith, RB
Kevin Williams, DT
Eddie Johnson, P

2005 Chris Kluwe, P
2007 Adrian Peterson, RB
Brian Robison, DE
2009 Phil Loadholt, T
Percy Harvin, WR/KR
2011 Kyle Rudolph, TE
2012 Blair Walsh, K
Matt Kalil, T
Harrison Smith, S
2013 Cordarrelle Patterson, WR/KR
2014 Teddy Bridgewater, QB
2015 Stefon Diggs, WR
Danielle Hunter, DE
Eric Kendricks, LB
2017 Pat Elflein, C
2020 Justin Jefferson, WR
Cameron Dantzler, CB
2021 Kene Ngwangwu, RB

NFL ROOKIE OF THE WEEK

2004 Mewelde Moore, RB, vs. Ten., 10/24, Offense
2007 Adrian Peterson, RB, @ Chi., 10/14, Offense
2007 Adrian Peterson, RB, vs. S.D., 11/4, Offense
2009 Percy Harvin, WR, @ Pit., 10/25, Special Teams
2009 Percy Harvin, WR, @ G.B., 11/1, Special Teams
2014 Teddy Bridgewater, QB, vs. Atl., 9/28, Offense

2014 Teddy Bridgewater, QB, vs. Car., 11/30, Offense
2015 Stefon Diggs, WR, vs. K.C., 10/18, Offense
2021 **Kene Ngwangwu, RB, @ Bal., 11/7, Special Teams**

NFL ROOKIE OF THE MONTH

1997 Dwayne Rudd, LB, December, Defense
1998 Randy Moss, WR, November, Offense
2003 Kevin Williams, DT, December, Defense
2007 Adrian Peterson, RB, September, Offense
2007 Adrian Peterson, RB, October, Offense
2009 Percy Harvin, WR, November, Offense
2013 Cordarrelle Patterson, WR, December, Offense
2015 Eric Kendricks, LB, October, Defense

PRO BOWL HONORS

1973 Chuck Foreman, RB
1976 Sammy White, WR
1998 Randy Moss, WR
2007 Adrian Peterson, RB
2009 Percy Harvin, WR/KR
2012 Matt Kalil, T
Blair Walsh, K
2013 Cordarrelle Patterson, WR/KR
2020 **Justin Jefferson, WR**

VIKINGS BIG DAYS

RUSHING

MOST RUSHING YARDS

296	Adrian Peterson vs. S.D., 11/4/07 (30 att.)	315	Jerick McKinnon vs. Atl., 9/28/14 (18 att.)	112	Alexander Mattison vs. Det., 10/10/21 (25 att.)
224	Adrian Peterson @ Chi., 10/14/07 (20 att.)	314	Robert Smith vs. Det., 10/25/98 (19 att.)		Adrian Peterson vs. G.B., 9/30/07 (12 att.)
212	Adrian Peterson @ Stl., 12/16/12 (24 att.)		Adrian Peterson vs. Det., 9/20/15 (29 att.)		Alexander Mattison @ Sea., 10/11/20 (20 att.)
211	Adrian Peterson vs. Chi., 12/1/13 (35 att.)	333	Chuck Foreman vs. Cin., 11/13/77 (29 att.)		Alexander Mattison vs. Sea., 9/26/21 (20 att.)
210	Adrian Peterson @ G.B., 12/2/12 (21 att.)		Robert Smith @ T.B., 10/13/96 (18 att.)	111	Dalvin Cook vs. Atl., 9/8/19 (21 att.)
206	Dalvin Cook vs. Det., 11/8/20 (22 att.)		Adrian Peterson vs. Det., 11/15/09 (18 att.)		Dalvin Cook vs. Ari., 10/30/22 (20 att.)
205	Dalvin Cook vs. Pit., 12/9/21 (27 att.)	332	Dalvin Cook @ NYG, 10/6/19 (21 att.)		Latavius Murray vs. Bal., 10/22/17 (18 att.)
203	Adrian Peterson @ Oak., 11/15/15 (26 att.)		Dalvin Cook vs. Chi, 12/20/20 (24 att.)		Robert Smith vs. Det., 9/10/95 (20 att.)
200	Chuck Foreman @ Phi., 10/24/76 (28 att.)		Robert Smith @ G.B., 9/21/97 (28 att.)		Adrian Peterson vs. Det., 10/12/08 (25 att.)
199	Adrian Peterson vs. G.B., 12/30/12 (34 att.)	331	Dalvin Cook @ Ari, 9/19/21 (22 att.)		Latavius Murray vs. Chi., 12/31/17 (20 att.)
192	Adrian Peterson vs. G.B., 12/30/12 (34 att.)		Adrian Peterson vs. Chi., 11/30/08 (28 att.)	110	Dalvin Cook vs. Oak., 9/22/19 (16 att.)
182	Adrian Peterson @ Sea., 11/4/12 (17 att.)		Adrian Peterson @ G.B., 10/24/10 (28 att.)		Dalvin Cook @ Bal., 11/7/21 (17 att.)
181	Dalvin Cook vs. Ten., 9/27/20 (22 att.)	330	Dalvin Cook @ Hou, 10/4/20 (27 att.)	109	Bill Brown vs. Chi., 9/29/68 (12 att.)
180	Adrian Peterson @ Cle., 9/13/09 (25 att.)		Michael Bennett vs. G.B., 11/17/02 (19 att.)		Ted Brown @ G.B., 9/27/81 (21 att.)
179	Ted Brown @ G.B., 10/23/83 (29 att.)	129	Ted Brown vs. T.B., 11/8/81 (31 att.)		Robert Smith vs. Chi., 9/13/00 (14 att.)
	Robert Smith @ Stl., 9/13/98 (23 att.)	127	Chuck Foreman vs. S.D., 11/23/75 (33 att.)		Mewelde Moore @ N.O., 10/17/04 (15 att.)
175	Adrian Peterson vs. G.B., 10/23/11 (24 att.)		Terry Allen vs. T.B., 11/3/91 (14 att.)		Toby Gerhart at Was., 12/24/11 (11 att.)
172	Terry Allen @ Pit., 12/20/92 (33 att.)		Dalvin Cook vs. N.O., 9/11/17 (22 att.)	108	Joe Webb at Det., 12/11/11 (7 att.)
171	Adrian Peterson vs. Det., 11/11/12 (27 att.)	126	Herschel Walker @ T.B., 12/8/91 (16 att.)		Ted Brown @ Atl., 11/23/81 (16 att.)
170	Robert Smith @ Chi., 10/15/00 (15 att.)		Adrian Peterson vs. S.D., 9/27/15 (20 att.)		Leroy Hoard vs. Oak., 11/17/96 (20 att.)
169	Robert Smith @ Chi., 10/15/00 (15 att.)	125	Herschel Walker @ Atl., 9/8/91 (25 att.)		Moe Williams vs. Chi., 9/14/03 (21 att.)
	Chester Taylor @ Sea., 10/22/06 (24 att.)		Robert Smith vs. Phi., 9/28/97 (22 att.)		Adrian Peterson @ Chi., 11/25/12 (18 att.)
167	Michael Bennett vs. NYG, 11/10/02 (15 att.)		Artose Pinner @ Det., 12/10/06 (29 att.)	107	Chuck Foreman vs. Det., 10/19/75 (22 att.)
166	Scottie Graham vs. K.C., 12/26/93 (33 att.)		Adrian Peterson vs. Stl., 11/8/15 (29 att.)		Robert Smith vs. Chi., 10/10/99 (12 att.)
165	Adrian Peterson @ Ari., 12/14/08 (28 att.)	124	Tommy Mason vs. Pit., 10/18/64 (20 att.)		Adrian Peterson vs. Buf., 12/5/10 (16 att.)
164	Chester Taylor vs. Oak., 11/18/07 (22 att.)		Oscar Reed vs. Det., 11/12/72 (23 att.)	106	Bill Brown @ Bal., 11/16/64 (14 att.)
163	Dalvin Cook @ G.B., 11/1/20 (30 att.)		Raymond Hayes vs. LA Rams, 12/3/61 (18 att.)		Dave Osborn @ Chi., 10/12/69 (15 att.)
160	Robert Smith vs. Ind., 12/21/97 (17 att.)	123	Chester Taylor vs. Det., 10/8/06 (26 att.)		Michael Bennett vs. Chi., 10/27/02 (29 att.)
	Adrian Peterson vs. Ind., 9/14/08 (29 att.)		Adrian Peterson vs. T.B., 10/25/12 (15 att.)		Michael Bennett vs. Det., 11/6/05 (18 att.)
	Adrian Peterson vs. Det., 9/26/10 (23 att.)	122	Chuck Foreman @ N.O., 9/3/78 (18 att.)	105	Alfred Anderson @ Phi., 9/9/84 (20 att.)
159	Terry Allen @ Chi., 9/18/94 (22 att.)		Darrin Nelson vs. Det., 11/3/85 (25 att.)		Leroy Hoard vs. S.F., 10/24/99 (17 att.)
158	Adrian Peterson @ Atl., 11/29/15 (29 att.)		Robert Smith @ G.B., 11/9/00 (24 att.)		Adrian Peterson @ Det., 12/7/08 (22 att.)
156	Chuck Foreman @ Det., 12/18/77 (33 att.)		Mewelde Moore @ G.B., 11/21/05 (22 att.)	104	Tony Galbreath @ Chi., 10/9/83 (16 att.)
155	Dave Osborn vs. G.B., 12/3/67 (21 att.)		Adrian Peterson vs. Ari., 10/9/11 (29 att.)		Robert Smith vs. S.D., 11/28/99 (20 att.)
	Clinton Jones vs. Atl., 11/28/71 (22 att.)	121	Mel Triplett @ Chi., 12/17/61 (15 att.)		Michael Bennett @ G.B., 12/30/01 (25 att.)
	Latavius Murray vs. Ariz., 10/14/18 (24 att.)		Adrian Peterson @ Chi., 10/19/08 (22 att.)		Adrian Peterson vs. NYG, 12/27/15 (22 att.)
154	Adrian Peterson vs. Chi., 12/9/12 (31 att.)	120	Alfred Anderson @ Det., 9/23/84 (19 att.)	103	Bill Brown vs. Bal., 9/13/64 (20 att.)
	Dalvin Cook @ G.B., 9/15/19 (20 att.)		Robert Smith vs. Car., 10/12/97 (23 att.)		Bill Brown @ NYG, 12/6/64 (18 att.)
153	Adrian Peterson vs. Ari., 10/21/12 (23 att.)		Michael Bennett @ G.B., 12/8/02 (19 att.)		Dave Osborn @ Atl., 10/29/67 (19 att.)
150	Chuck Foreman vs. Chi., 10/16/77 (26 att.)		Adrian Peterson vs. T.B., 9/18/11 (25 att.)		Darrin Nelson vs. T.B., 11/15/87 (17 att.)
148	Chuck Foreman vs. Pit., 10/4/76 (27 att.)		Dalvin Cook vs. Jax., 12/6/20 (32 att.)		Herschel Walker vs. Den., 9/29/91 (12 att.)
	Herschel Walker vs. G.B., 10/15/89 (18 att.)	119	Darrin Nelson vs. G.B., 11/13/83 (16 att.)		Robert Smith vs. Was., 10/18/98 (24 att.)
	Herschel Walker vs. G.B., 10/15/89 (18 att.)		Dalvin Cook @ Buf., 11/13/22 (14 att.)		Robert Smith vs. Car., 11/19/00 (23 att.)
	Onterio Smith @ Chi., 12/14/03 (27 att.)	118	Dave Osborn @ Chi., 12/18/66 (19 att.)		Michael Bennett vs. Sea., 12/7/03 (25 att.)
	Mike Boone vs. Chi., 12/29/19 (17 att.)		Darrin Nelson vs. Cle., 10/26/86 (22 att.)		Adrian Peterson vs. Atl., 9/9/07 (19 att.)
146	Tommy Mason vs. Bal., 11/17/63 (12 att.)		Darrin Nelson @ Dal., 11/26/87 (16 att.)		Adrian Peterson @ G.B., 9/8/08 (19 att.)
	Darrin Nelson vs. G.B., 11/10/85 (21 att.)		Robert Smith @ K.C., 12/12/99 (21 att.)		Adrian Peterson vs. NYG, 12/28/08 (21 att.)
	Robert Smith @ NYG, 12/26/99 (16 att.)	117	Adrian Peterson, @ Phi., 12/26/10 (22 att.)		Jerick McKinnon @ Buf., 10/19/14 (19 att.)
	Onterio Smith vs. K.C., 12/20/03 (21 att.)		Bill Brown vs. Cin., 10/16/65 (15 att.)		Adrian Peterson @ Chi., 11/1/15 (20 att.)
	Adrian Peterson @ G.B., 11/24/13 (32 att.)		Chuck Foreman @ N.O., 11/16/75 (24 att.)	102	Chuck Foreman @ Chi., 10/27/75 (26 att.)
145	Adrian Peterson vs. Mia., 9/19/10 (28 att.)		Robert Smith vs. Ari., 11/12/00 (20 att.)		Chuck Foreman vs. Atl., 11/9/75 (26 att.)
143	Tommy Mason @ Bal., 12/16/62 (20 att.)	116	Chuck Foreman vs. Chi., 9/23/73 (16 att.)		Robert Smith vs. Car., 10/6/96 (27 att.)
	Adrian Peterson vs. Bal., 10/18/09 (22 att.)		Adrian Peterson vs. Det., 12/2/07 (15 att.)		Moe Williams vs. Buf., 9/15/02 (17 att.)
142	Dalvin Cook @ Det., 9/20/19 (25 att.)	115	Bill Brown @ Dal., 9/25/66 (20 att.)		Adrian Peterson @ K.C., 9/23/07 (25 att.)
140	Dalvin Cook @ Car., 10/17/21 (29 att.)		Dave Osborn vs. NYG, 11/5/67 (16 att.)		Adrian Peterson @ Det., 9/30/12 (21 att.)
	Terry Allen @ G.B., 9/6/92 (12 att.)		Robert Smith vs. Det., 10/31/93 (23 att.)		Cordarrelle Patterson @ Stl., 9/7/14 (3 att.)
	Adrian Peterson vs. Pit., 9/29/13 (23 att.)		Robert Smith @ Pit., 9/24/95 (15 att.)		Dalvin Cook @ T.B., 12/13/20 (22 att.)
	Adrian Peterson @ Dal., 11/3/13 (25 att.)		Scottie Graham @ Cinn., 12/24/95 (25 att.)	101	Tommy Mason @ G.B., 12/5/65 (21 att.)
139	Dave Osborn vs. Chi., 12/5/70 (29 att.)		Robert Smith vs. Det., 11/30/00 (17 att.)		Clinton Jones vs. Atl., 9/14/68 (17 att.)
	Scottie Graham @ G.B., 12/19/93 (30 att.)		Matt Asiata vs. Det., 12/29/13 (14 att.)		Bill Brown vs. Det., 11/11/73 (19 att.)
	Adrian Peterson vs. Hou., 11/2/08 (25 att.)		Dalvin Cook vs. Dal., 11/22/20 (27 att.)		Chuck Foreman @ G.B., 11/27/77 (26 att.)
138	Tommy Mason @ Det., 12/9/62 (16 att.)	114	Chuck Foreman @ Det., 10/7/73 (16 att.)		Chuck Foreman @ Dal., 10/26/78 (22 att.)
	Bill Brown @ Cle., 10/31/65 (26 att.)		Michael Bennett @ T.B., 11/3/02 (10 att.)		Leroy Hoard vs. T.B., 12/15/96 (20 att.)
	Mewelde Moore vs. Ten., 10/24/04 (20 att.)	113	Ted Brown @ Chi., 9/21/80 (22 att.)		Robert Smith vs. Det., 12/14/97 (20 att.)
137	Tommy Mason vs. Bal., 9/13/64 (20 att.)		Terry Allen vs. Mia., 9/25/94 (15 att.)		Mewelde Moore vs. N.O., 9/25/05 (23 att.)
	Robert Smith vs. N.O., 11/8/98 (20 att.)		Terry Allen @ T.B., 10/30/94 (17 att.)		Robert Smith vs. Jax., 12/20/98 (19 att.)
136	Chester Taylor vs. Ari., 11/26/06 (27 att.)		Robert Smith vs. Det., 9/1/96 (22 att.)		Chester Taylor @ S.F., 12/9/07 (8 att.)
	Dalvin Cook vs. Mia., 12/16/18 (19 att.)		Michael Bennett, vs. Tenn., 12/9/01 (16 att.)	100	Chuck Foreman vs. G.B., 12/8/73 (19 att.)
			Chester Taylor, vs. Car., 9/17/06 (24 att.)		Chuck Foreman vs. Sea., 11/14/76 (17 att.)
					Ted Brown vs. Dal., 1/3/83 (29 att.)

VIKINGS BIG DAYS

Terry Allen vs. G.B., 12/27/92 (20 att.) 374
 Adrian Peterson @ Chi., 9/15/13 (26 att.)

CAREER 100-YARD RUSHING GAMES

No.	Player	W-L
49	Adrian Peterson	33-15-1
29	Robert Smith	22-7
21	Dalvin Cook	14-7
17	Chuck Foreman	16-1
9	Michael Bennett	5-4
8	Bill Brown	4-4
7	Terry Allen	7-0
6	Tommy Mason	2-4
	Dave Osborn	3-3
	Ted Brown	5-1
	Darrin Nelson	3-3
	Chester Taylor	6-0
4	Herschel Walker	3-1
	Mewelde Moore	4-0
3	Alexander Mattison	2-1
	Lataavius Murray	3-0
	Scottie Graham	2-1
	Leroy Hoard	3-0
2	Clinton Jones	2-0
	Alfred Anderson	1-1
	Moe Williams	1-1
	Onterio Smith	1-1
	Jerick McKinnon	1-1
1	Ray Hayes	1-0
	Mel Triplett	0-1
	Oscar Reed	1-0
	Tony Galbreath	1-0
	Artose Pinner	1-0
	Toby Gerhart	1-0
	Joe Webb	0-1
	Matt Asiata	1-0
	Cordarrelle Patterson	1-0
	Mike Boone	0-1

PASSING

MOST PASSING YARDS

490	Tommy Kramer @ Was., 11/2/86 (20 of 35)
460	Kirk Cousins vs. Ind., 12/17/22 (34 of 48)
456	Tommy Kramer vs. Cle., 12/14/80 (38 of 49)
449	Joe Kapp vs. Bal., 9/28/69 (28 of 43)
446	Brett Favre vs. Ari., 11/7/10 (36 of 47)
444	Tommy Kramer @ S.D., 10/11/81 (27 of 43)
442	Randall Cunningham @ G.B., 10/5/98 (20 of 32)
436	Tommy Kramer vs. Chi., 9/19/85 (28 of 55)
425	Kirk Cousins @ Det., 12/11/22 (31 of 41) Kirk Cousins @ G.B., 9/16/18 (35 of 48)
	Daunte Culpepper @ N.O., 10/17/04 (26 of 37)
422	Kirk Cousins @ LA Rams, 9/27/18 (36 of 50)
420	Warren Moon vs. N.O., 11/6/94 (33 of 57)
407	Fran Tarkenton @ S.F., 10/24/65 (21 of 34)
405	Kirk Cousins @ Det., 1/3/21 (28 of 40)
404	Daunte Culpepper @ Det., 12/19/04 (25 of 35)
400	Warren Moon vs. NYJ, 11/20/94 (33 of 50)
396	Daunte Culpepper @ Oak., 11/16/03 (27 of 49)
	Daunte Culpepper @ Hou., 10/10/04 (36 of 50)
395	Tommy Kramer vs. Atl., 9/7/80 (30 of 42)
392	Brett Favre vs. Chi., 11/29/09 (32 of 48)
391	Wade Wilson vs. Det., 11/6/88 (28 of 35)
386	Tommy Kramer @ T.B., 10/7/84 (27 of 47)
384	Warren Moon @ Det., 11/23/95 (30 of 47)
	Tommy Kramer vs. G.B., 11/29/81 (38 of 55)
382	Matt Cassel vs. Phi., 12/15/13 (26 of 35)
	Sam Bradford @ G.B., 12/24/16 (34 of 50)
381	Christian Ponder vs. Den., 12/4/11 (29 of 47)

	Wade Wilson @ T.B., 12/16/90 (24 of 39)
	Jeff George @ Chi., 11/14/99 (25 of 44)
373	Kirk Cousins @ Car., 10/17/21 (33 of 48)
370	Daunte Culpepper @ S.D., 11/9/03 (32 of 44)
369	Case Keenum vs. T.B., 9/24/17 (25 of 33)
366	Sean Salisbury @ Den., 11/14/93 (19 of 37)
364	Randall Cunningham vs. Oak., 9/19/99 (23 of 39)
363	Jeff George vs. S.D., 11/28/99 (28 of 43)
	Daunte Culpepper @ G.B., 11/14/04 (27 of 44)
361	Steve Dils @ T.B., 9/5/81 (37 of 62)
	Wade Wilson vs. N.O., 12/21/86 (24 of 39)
360	Daunte Culpepper vs. Chi., 9/26/04 (19 of 30)
359	Kirk Cousins vs. N.O., 11/4/18 (31 of 41)
	Randall Cunningham @ Dal., 11/26/98 (17 of 35)
357	Daunte Culpepper vs. Car., 11/19/00 (22 of 29)
	Kirk Cousins @ Buf., 11/13/22 (30 of 50)
355	Warren Moon @ Ari., 10/2/94 (29 of 47)
	Daunte Culpepper vs. Mia., 9/10/00 (23 of 37)
352	Christian Ponder @ Was., 10/14/12 (35 of 52)
351	Kirk Cousins @ Cin., 9/12/21 (36 of 49)
349	Warren Moon @ N.E., 11/13/94 (26 of 42)
	Randall Cunningham vs. Chi., 12/6/98 (21 of 31)
348	Todd Bouman vs. Tenn., 12/9/01 (21 of 31)
347	Fran Tarkenton @ Was., 11/30/75 (27 of 37)
	Fran Tarkenton vs. Det., 11/7/76 (17 of 25)
	Sean Salisbury vs. S.D., 11/7/93 (29 of 47)
346	Sam Bradford vs. N.O., 9/11/17 (27 of 32)
345	Randall Cunningham @ Bal., 12/13/98 (32 of 55)
344	Brett Favre vs. Det., 11/15/09 (20 of 29)
343	Tommy Kramer @ St.L., 10/25/81 (25 of 55)
	Daunte Culpepper @ Phi., 9/20/04 (37 of 47)
	Kirk Cousins vs. Atl., 10/18/20 (24 of 36)
342	Kirk Cousins vs. G.B., 11/25/18 (29 of 38)
	Tommy Kramer vs. Chi., 11/28/82 (26 of 35)
	Warren Moon @ Ari., 11/12/95 (24 of 43)
341	Kirk Cousins vs. G.B., 11/21/21 (24 of 35)
340	Kirk Cousins @ Det., 12/5/21 (30 of 40)
339	Wade Wilson vs. T.B., 11/30/86 (22 of 33)
338	Warren Moon vs. N.O., 11/19/95 (25 of 32)
337	Kirk Cousins @ Det., 10/20/19 (24 of 34)
335	Wade Wilson @ T.B., 10/23/88 (22 of 30)
	Daunte Culpepper vs. G.B., 12/17/00 (23 of 38)
	Teddy Bridgewater @ Ari., 12/10/15 (25 of 36)
334	Brad Johnson vs. T.B., 9/14/97 (29 of 44)
	Brett Favre @ Pit., 10/25/09 (34 of 51)
333	Kirk Cousins vs. Phil., 10/13/19 (22 of 29)
	Tommy Kramer vs. Det., 9/20/81 (25 of 42)
332	Warren Moon @ T.B., 10/15/95 (33 of 48)
	Daunte Culpepper @ N.O., 10/7/01 (23 of 34)
330	Tommy Kramer @ Atl., 11/23/81 (24 of 47)
	Daunte Culpepper @ St.L., 11/30/03 (33 of 47)
328	Tommy Kramer vs. NYJ, 12/26/82 (32 of 56)
327	Fran Tarkenton vs. LA Rams, 10/16/66 (21 of 31)
326	Warren Moon vs. Mia., 9/25/94 (26 of 37)
324	Tommy Kramer vs. T.B., 11/16/80 (24 of 37)
323	Kirk Cousins vs. Sea., 9/26/21, (30 of 38)
322	Tommy Kramer @ S.F., 10/12/86 (26 of 41)
	Daunte Culpepper vs. T.B., 9/30/01 (30 of 44)
321	Tommy Kramer vs. Phi., 12/22/85 (21 of 36)
	Brett Favre @ Chi., 12/28/09 (26 of 40)
319	Kirk Cousins vs. Den., 11/17/19, (29 of 35)
	Fran Tarkenton vs. LA Rams, 11/19/72 (14 of 28)
318	Rich Gannon @ Cinn., 9/27/92 (25 of 32)
317	Fran Tarkenton vs. N.O., 12/1/74 (20 of 29)
	Rich Gannon @ N.E., 10/20/91 (35 of 63)
	Teddy Bridgewater vs. Atl., 9/28/14 (19 of 30)
	Fran Tarkenton @ Oak., 12/17/78 (23 of 38)

	Brad Johnson vs. N.O., 11/8/98 (28 of 38)
	Brett Favre vs. NYC., 1/3/10 (25 of 31)
	Teddy Bridgewater @ Det., 10/25/15 (25 of 35)
315	Tommy Kramer @ Atl., 12/15/85 (22 of 43)
	Teddy Bridgewater @ Det., 12/14/14 (23 of 37)
	Kirk Cousins vs. LAR, 12/26/21, (27 of 38)
	Steve Dils @ St.L., 10/30/83 (27 of 38)
	Kirk Cousins vs. Dal., 11/22/20, (22 of 30)
314	Daunte Culpepper @ T.B., 10/29/00 (29 of 53)
313	Brad Johnson @ NYJ, 11/23/97 (24 of 35)
312	Daunte Culpepper @ N.O., 12/15/02 (26 of 36)
	Daunte Culpepper @ Det., 12/29/02 (21 of 29)
311	Fran Tarkenton vs. Chi., 9/20/64 (22 of 34)
	Tommy Kramer vs. S.D., 10/20/85 (31 of 46)
	Tommy Kramer vs. T.B., 12/8/85 (21 of 36)
	Wade Wilson @ G.B., 11/26/89 (23 of 38)
309	Randall Cunningham vs. Chi., 10/10/99 (25 of 47)
	Teddy Bridgewater vs. NYJ., 12/7/14 (19 of 27)
308	Tommy Kramer @ N.E., 12/16/79 (35 of 61)
307	Fran Tarkenton @ N.O., 11/16/75 (25 of 39)
	Sam Bradford @ Wash., 11/13/16 (31 of 40)
	Kirk Cousins vs. Car., 11/29/20, (34 of 45)
306	Warren Moon vs. Chi., 12/1/94 (27 of 48)
	Kirk Cousins @ NYG, 10/6/19, (22 of 27)
305	Kirk Cousins vs. Jax., 12/6/20, (28 of 43)
304	Case Keenum @ Wash., 11/12/17 (21 of 29)
303	Steve Dils vs. G.B., 11/13/83 (21 of 37)
	Wade Wilson vs. Cinn., 12/25/89 (19 of 35)
302	Daunte Culpepper vs. Ari., 11/12/00 (25 of 32)
301	Kirk Cousins @ Phil., 10/7/18, (30 of 37)
	Brett Favre vs. S.F., 9/27/09 (24 of 46)
300	Daunte Culpepper vs. N.O., 9/25/05 (21 of 29)

CAREER 300-YARD PASSING GAMES

No.	Player	W-L-T
20	Kirk Cousins	14-8-1
19	Tommy Kramer	9-10
	Daunte Culpepper	11-8
10	Warren Moon	5-5
9	Fran Tarkenton	6-3
7	Brett Favre	5-2
	Wade Wilson	5-2
6	Randall Cunningham	4-2
5	Teddy Bridgewater	3-2
3	Steve Dils	0-3
	Brad Johnson	1-2
	Sam Bradford	1-2
2	Rich Gannon	1-1
	Sean Salisbury	1-1
	Jeff George	2-0
	Christian Ponder	0-2
	Case Keenum	2-0
1	Joe Kapp	1-0
	Todd Bouman	1-0
	Matt Cassel	1-0

RECEIVING

MOST RECEIVING YARDS

223	Justin Jefferson @ Det., 11/12/11/22 (11 rec.)
210	Sammy White vs. Det., 11/7/76 (7 rec.)
204	Randy Moss @ Chi., 11/14/99 (12 rec.)
202	Paul Flatley @ S.F., 10/24/65 (7 rec.)
	Adam Thielen @ G.B., 12/24/16 (12 rec.)
201	Sidney Rice vs. Det., 11/15/09 (7 rec.)
192	Justin Jefferson @ Buf., 11/13/22 (10 rec.)
190	Randy Moss @ G.B., 10/5/98 (5 rec.)
188	Anthony Carter vs. Det., 11/6/88 (8 rec.)
184	Anthony Carter @ Dal., 11/26/87 (8 rec.)
184	Justin Jefferson vs. G.B., 9/11/22 (9 rec.)

VIKINGS BIG DAYS

182	Stefon Diggs vs. G.B., 9/18/16 (9 rec.) Justin Jefferson @ Det., 12/5/21 (11 rec.)	Sammy White vs. Oak., 9/14/81 (7 rec.) Hassan Jones vs. Pit., 9/21/86 (6 rec.)	Cris Carter vs. Chi., 12/1/94 (9 rec.) Cris Carter vs. Cle., 12/9/95 (8 rec.)
179	Steve Jordan @ Was., 11/2/86 (6 rec.)	Jerome Simpson @ Det., 9/8/13 (7 rec.)	Jerome Simpson vs. Pit., 9/29/13 (7 rec.)
177	Sammy White vs. Chi., 11/28/82 (10 rec.)	John Gilliam vs. Chi., 11/25/73 (5 rec.)	Justin Jefferson vs. Det., 10/10/21 (7 rec.)
176	Sidney Rice vs. Bal., 10/18/09 (6 rec.)	John Gilliam @ N.O., 11/16/75 (6 rec.)	Gordon Smith @ S.F., 11/26/61 (3 rec.)
175	Justin Jefferson vs. Ten., 9/27/20 (7 rec.)	Sammy White vs. LA Rams, 9/19/76 (9 rec.)	Anthony Carter @ T.B., 10/23/88 (6 rec.)
174	Paul Flatley vs. Det., 11/24/63 (6 rec.)	Ahmad Rashad @ Det., 12/18/77 (8 rec.)	Anthony Carter vs. Hou., 9/10/89 (7 rec.)
173	Stefon Diggs vs. T.B., 9/24/17 (8 rec.)	Justin Jefferson vs. N.E., 11/24/22 (9 rec.)	Jarius Wright vs. NYJ., 12/7/14 (4 rec.)
172	Gene Washington vs. Bal., 9/28/69 (6 rec.)	Cris Carter vs. Car., 11/19/00 (8 rec.)	Adam Thielen vs. L.A.R., 11/19/17 (6 rec.)
	Randy Moss vs. S.F., 9/28/03 (8 rec.)	Ray Poage vs. S.F., 9/29/63 (4 rec.)	Adam Thielen vs. Ariz., 10/14/18 (11 rec.)
171	Randy Moss vs. NYG, 11/19/01 (10 rec.)	John Henderson @ Bos., 12/13/70 (8 rec.)	Adam Thielen vs. Dal., 11/22/20 (8 rec.)
169	Justin Jefferson vs. G.B., 11/21/21 (8 rec.)	Darrin Nelson vs. G.B., 11/13/83 (7 rec.)	Justin Jefferson vs. Ind., 12/17/22 (10 rec.)
168	Cris Carter vs. Mia., 9/10/00 (9 rec.)	Cris Carter vs. N.O., 11/19/95 (12 rec.)	Stefon Diggs @ LA Rams, 9/27/18 (4 rec.)
	Randy Moss @ Det., 10/1/00 (7 rec.)	Jim Lash vs. G.B., 11/17/74 (6 rec.)	Gene Washington @ Chi., 10/11/70 (8 rec.)
167	Stefon Diggs vs. Phil., 10/13/19 (7 rec.)	Ahmad Rashad vs. G.B., 9/23/79 (9 rec.)	Randy Moss vs. Chi., 10/10/99 (8 rec.)
	Cris Carter @ Ari., 10/2/94 (14 rec.)	Cris Carter vs. T.B., 12/3/95 (6 rec.)	Bernard Berrian vs. Chi., 11/30/08 (4 rec.)
166	Adam Thielen @ Wash., 11/12/17 (8 rec.)	Cris Carter vs. S.D., 11/28/99 (11 rec.)	Kyle Rudolph @ Det., 12/23/18 (9 rec.)
	Justin Jefferson vs. Atl., 10/18/20 (9 rec.)	Randy Moss vs. G.B., 12/17/00 (4 rec.)	Ahmad Rashad vs. S.F., 12/4/77 (7 rec.)
164	Anthony Carter vs. S.D., 11/7/93 (10 rec.)	Visanthe Shiancoe vs. Atl., 12/21/08 (7 rec.)	Jake Reed vs. NYJ, 11/20/94 (5 rec.)
	Stefon Diggs @ Wash., 11/13/16 (13 rec.)	Sidney Rice @ Pit., 10/25/09 (10 rec.)	Cris Carter @ Buf., 8/31/97 (8 rec.)
163	Randy Moss @ Dal., 11/26/98 (3 rec.)	Cris Carter @ Dal., 11/26/98 (7 rec.)	Stefon Diggs vs. Den., 11/17/19 (5 rec.)
	Greg Jennings vs. Phi., 12/15/13 (11 rec.)	Adam Thielen @ LA Rams., 9/27/18 (8 rec.)	Justin Jefferson vs. Jax., 12/6/20 (9 rec.)
162	Hassan Jones @ T.B., 12/16/90 (7 rec.)	Justin Jefferson @ Chi., 11/16/20 (8 rec.)	Sammy White @ Mia., 12/11/76 (9 rec.)
160	Ahmad Rashad vs. Atl., 9/7/80 (11 rec.)	Rickey Young @ N.O., 9/3/78 (12 rec.)	Sammy White vs. T.B., 11/16/80 (6 rec.)
	Randy Moss @ Stl., 11/30/03 (10 rec.)	Cris Carter @ Den., 11/14/93 (6 rec.)	Terry LeCount @ S.D., 10/11/81 (6 rec.)
159	Leo Lewis @ Was., 11/2/86 (3 rec.)	Jake Reed @ Oak., 11/17/96 (4 rec.)	Sammy White @ St.L. Cards, 10/25/81 (7 rec.)
158	Randy Moss vs. Tenn, 12/9/01 (7 rec.)	Jake Reed vs. Phi., 9/28/97 (6 rec.)	Randy Moss vs. T.B., 10/3/99 (4 rec.)
157	Cris Carter @ Ari., 11/12/95 (12 rec.)	Randy Moss vs. Atl., 12/1/02 (9 rec.)	Randy Moss @ S.D., 11/9/03 (11 rec.)
	Jake Reed vs. N.O., 11/6/94 (8 rec.)	Nate Burleson @ N.O., 10/17/04 (6 rec.)	Tommy Mason vs. LA Rams, 11/25/62 (5 rec.)
	Adam Thielen vs. N.O., 9/11/17 (9 rec.)	Nate Burleson @ Det., 12/19/04 (5 rec.)	Gene Washington vs. Cle., 11/9/69 (7 rec.)
	K.J. Osborn vs. Ind., 12/17/22 (10 rec.)	Paul Flatley vs. G.B., 11/21/65 (6 rec.)	Jake Reed @ G.B., 9/21/97 (9 rec.)
156	Paul Flatley vs. Bal., 11/17/63 (7 rec.)	Gene Washington @ Chi., 10/27/68 (6 rec.)	Cris Carter @ G.B., 10/5/98 (8 rec.)
	Percy Harvin vs. Den., 12/4/11 (8 rec.)	Randy Moss vs. Sea., 12/7/03 (8 rec.)	Cris Carter vs. Ari., 11/12/00 (11 rec.)
155	Randy Moss vs. Det., 1/2/00 (5 rec.)	Percy Harvin @ Was., 10/14/12 (11 rec.)	Randy Moss vs. Chi., 10/27/02 (9 rec.)
154	Justin Jefferson vs. Chi., 10/9/22 (12 rec.)	Justin Jefferson @ Det., 1/3/21 (9 rec.)	Randy Moss vs. Chi., 9/26/04 (7 rec.)
153	Jake Reed vs. Chi., 10/28/96 (11 rec.)	T.J. Hockenson vs. NYG, 12/24/22 (13 rec.)	Stefon Diggs vs. N.O. (10 rec.)
	Randy Moss vs. G.B., 11/22/98 (8 rec.)	Mike Jones @ LA Raiders, 10/14/84 (5 rec.)	Hugh McElhenny vs. G.B., 10/14/62 (5 rec.)
152	Gene Washington @ NYG, 9/21/69 (7 rec.)	Anthony Carter vs. Phi., 12/22/85 (6 rec.)	Paul Flatley vs. Chi., 10/2/66 (5 rec.)
	Ahmad Rashad vs. S.F., 9/2/79 (7 rec.)	Hassan Jones @ Dal., 11/13/88 (3 rec.)	Sam McCullum @ K.C., 12/14/74 (6 rec.)
151	Ahmad Rashad @ Atl., 11/23/81 (9 rec.)	Jarius Wright vs. Atl., 9/28/14 (8 rec.)	Chuck Foreman vs. NYG, 10/17/76 (8 rec.)
	Cris Carter @ Phi., 10/15/90 (6 rec.)	Chuck Foreman @ Dal., 10/6/74 (5 rec.)	Anthony Carter vs. Cinn., 12/25/89 (7 rec.)
	Cris Carter vs. N.O., 11/6/94 (12 rec.)	Sammy White vs. Dal., 10/7/79 (7 rec.)	Cris Carter vs. Phoe. Cards, 10/13/91 (6 rec.)
	Randy Moss vs. Den., 10/19/03 (10 rec.)	Jake Reed vs. T.B., 9/14/97 (6 rec.)	Jake Reed @ Chi., 9/7/97 (12 rec.)
150	Jake Reed @ NYJ, 11/23/97 (8 rec.)	Randy Moss vs. G.B., 12/20/99 (5 rec.)	Randy Moss vs. T.B., 10/9/00 (5 rec.)
	Randy Moss @ G.B., 9/7/03 (9 rec.)	Cris Carter @ NYG, 12/26/99 (5 rec.)	Justin Jefferson vs. Sea., 9/26/21 (9 rec.)
	Marcus Robinson @ Hou., 10/10/04 (9 rec.)	Bernard Berrian vs. Det., 10/12/08 (5 rec.)	Justin Jefferson vs. Sea., 9/26/21 (9 rec.)
149	Jake Reed @ Det., 11/23/95 (6 rec.)	Adam Thielen @ G.B., 9/16/18 (12 rec.)	Ahmad Rashad vs. T.B., 10/28/79 (7 rec.)
148	Jake Reed @ Atl., 9/8/96 (4 rec.)	Charley Ferguson @ Chi., 11/11/62 (3 rec.)	Anthony Carter @ LA Rams, 9/20/87 (4 rec.)
	Koren Robinson @ Det, 12/4/05 (4 rec.)	Leo Lewis vs. Was., 11/29/84 (6 rec.)	Jake Reed @ T.B., 11/1/98 (6 rec.)
147	Justin Jefferson @ N.O. (London), 10/2/22 (10 rec.)	Randy Moss @ G.B., 11/6/00 (6 rec.)	Qadry Ismail @ NYG, 10/10/94 (7 rec.)
146	Anthony Carter vs. Den., 11/4/90 (5 rec.)	Adam Thielen @ NYG, 10/6/19 (7 rec.)	Kyle Rudolph vs. Chi., 1/1/17 (11 rec.)
144	Anthony Carter @ Atl., 12/15/85 (7 rec.)	John Henderson @ Atl., 12/20/70 (7 rec.)	K.J. Osborn @ Chi., 1/8/23 (5 rec.)
	James Brim vs. G.B., 10/4/87 (6 rec.)	John Gilliam vs. Det., 11/11/73 (5 rec.)	Bill Brown @ LA Rams, 11/19/72 (5 rec.)
	Cris Carter @ Den., 10/31/99 (8 rec.)	Jake Reed vs. G.B., 9/22/96 (7 rec.)	John Gilliam vs. Phi., 10/21/73 (6 rec.)
	Randy Moss @ Dal., 11/23/00 (7 rec.)	Stefon Diggs vs. K.C., 10/18/15 (7 rec.)	Rickey Young @ N.E., 12/16/79 (15 rec.)
	Randy Moss @ Pit., 12/2/01 (8 rec.)	Bill Brown @ Chi., 12/13/64 (3 rec.)	Cris Carter vs. N.E., 11/2/97 (8 rec.)
	Randy Moss @ Det., 12/16/01 (7 rec.)	Stefon Diggs @ G.B., 9/16/18 (9 rec.)	Cris Carter vs. Dal., 11/8/99 (9 rec.)
143	Stefon Diggs vs. Wash., 10/24/19 (7 rec.)	Cris Carter vs. LA Raiders, 12/22/90 (8 rec.)	Adam Thielen @ Phil., 10/7/18 (7 rec.)
	Justin Jefferson @ LAC, 11/14/21 (9 rec.)	Jake Reed vs. Mia., 9/25/94 (9 rec.)	Justin Jefferson vs LAR, 12/26/21 (8 rec.)
142	Jim Phillips vs. LA, 10/16/66 (6 rec.)	Randy Moss vs. S.D., 11/28/99 (7 rec.)	Ahmad Rashad @ Oak., 12/17/78 (5 rec.)
	Ahmad Rashad vs. Cle., 12/14/80 (9 rec.)	Adam Thielen vs. Hou., 10/9/16 (7 rec.)	Ted Brown vs. Det., 9/20/81 (9 rec.)
	Sammy White @ Buf., 9/16/82 (9 rec.)	Bob Grim @ Det., 9/20/71 (7 rec.)	Joe Senser vs. NYJ, 12/26/82 (10 rec.)
	Qadry Ismail vs. N.O., 11/19/95 (5 rec.)	Moe Williams @ S.D., 11/9/03 (11 rec.)	Cris Carter vs. Hou. Oilers, 10/8/95 (12 rec.)
	Cris Carter @ Sea., 11/10/96 (7 rec.)	Percy Harvin vs. Ari., 11/17/10 (9 rec.)	Cris Carter @ T.B., 10/29/00 (7 rec.)
	Stefon Diggs @ Det., 10/20/19 (7 rec.)	Stefon Diggs @ Chi., 11/18/18 (13 rec.)	Randy Moss vs. G.B., 11/17/02 (6 rec.)
141	Anthony Carter @ G.B., 10/28/90 (9 rec.)	Adam Thielen @ Car., 10/17/21 (11 rec.)	Kelly Campbell @ Oak., 11/16/03 (4 rec.)
	Cris Carter @ Chi., 11/14/99 (9 rec.)	Randy Moss @ Det., 10/17/99 (10 rec.)	Percy Harvin vs. Chi., 1/1/12 (10 rec.)
	Nate Burleson @ G.B., 11/14/04 (11 rec.)	Randy Moss vs. NYG, 10/26/03 (7 rec.)	Justin Jefferson @ Was., 11/6/22 (7 rec.)
	Cordarrelle Patterson @ Bal., 12/8/13 (5 rec.)	Adam Thielen vs. G.B., 11/25/18 (8 rec.)	Cris Carter @ N.E., 10/20/91 (10 rec.)
140	Ted Brown vs. Det., 11/9/80 (9 rec.)	Anthony Carter @ Phi., 12/1/85 (5 rec.)	Jerick McKinnon vs. Cin., 12/17/17 (7 rec.)
		Cris Carter @ Cinn., 9/27/92 (11 rec.)	Tommy Mason vs. Phi., 10/28/62 (4 rec.)

VIKINGS BIG DAYS

	Anthony Carter vs. Phi., 9/25/88 (6 rec.)
	Cris Carter @ Was., 12/31/93 (7 rec.)
	Randy Moss @ N.O., 12/15/02 (11 rec.)
	Adam Thielen @ Hou., 10/4/20 (8 rec.)
112	Jerry Reichow vs. LA Rams, 12/3/61 (6 rec.)
	Jim Lash vs. N.O., 12/1/74 (3 rec.)
	Sammy White @ Chi., 12/6/81 (8 rec.)
	Steve Jordan vs. G.B., 9/28/86 (6 rec.)
	Cris Carter vs. G.B., 12/21/91 (7 rec.)
	Sidney Rice vs. NYG., 11/15/09 (7 rec.)
111	John Gilliam vs. N.O., 11/5/72 (4 rec.)
	John Gilliam vs. Chi., 12/3/72 (5 rec.)
	Anthony Carter @ Det., 11/9/86 (5 rec.)
	Cris Carter vs. Det., 11/24/91 (7 rec.)
	Anthony Carter @ Den., 11/14/93 (4 rec.)
	Cris Carter @ Buf., 12/11/94 (9 rec.)
	Jake Reed @ Cinn., 12/24/95 (5 rec.)
	Cris Carter @ Chi., 10/15/00 (7 rec.)
	Cris Carter vs. Det., 10/14/01 (8 rec.)
	Randy Moss vs. Buf., 9/15/02 (11 rec.)
	Randy Moss vs. K.C., 12/20/03 (7 rec.)
	Michael Jenkins vs. G.B., 10/23/11 (3 rec.)
110	Tony Galbreath vs. T.B., 11/6/83 (11 rec.)
	Mike Jones @ T.B., 10/7/84 (6 rec.)
	Terry Allen @ LA Rams, 11/29/92 (10 rec.)
	Randy Moss vs. Buf., 10/22/00
	Randy Moss vs. Mia., 12/21/02 (7 rec.)
	Nate Burleson vs. G.B., 12/24/04
	Bernard Berrian @ N.O., 10/6/08 (6 rec.)
	Adam Thielen @ NY Jets, 10/21/18 (9 rec.)
	Adam Thielen G.B., 9/13/20 (6 rec.)
109	Bill Brown vs. St.L., 10/8/67 (3 rec.)
	John Gilliam @ Det., 9/24/72 (4 rec.)
	John Gilliam vs. N.O., 12/1/74 (5 rec.)
	Ahmad Rashad vs. Chi., 10/10/76 (7 rec.)
	Ted Brown @ S.D., 10/11/81 (5 rec.)
	Anthony Carter vs. Det., 10/15/92 (5 rec.)
	Cris Carter vs. Was., 10/18/98 (5 rec.)
	Randy Moss @ Det., 12/29/02 (6 rec.)
	Justin Jefferson vs. Chi., 12/24/22 (12 rec.)
108	Jake Reed @ G.B., 9/26/99 (6 rec.)
	Percy Harvin vs. Ten., 10/7/12 (8 rec.)
	Stefon Diggs @ Det., 10/25/15 (6 rec.)
	Stefon Diggs @ Chi., 9/29/19 (7 rec.)
107	Paul Flatley @ G.B., 11/10/63 (3 rec.)
	John Gilliam @ S.F., 10/14/73 (7 rec.)
	Ahmad Rashad vs. Phi., 12/3/78 (9 rec.)
	Terry LeCount vs. S.F., 9/8/83 (5 rec.)
	Sammy White vs. Dal., 10/2/83 (3 rec.)
	Jake Reed vs. Dal., 9/17/95 (7 rec.)
	Cris Carter @ Chi., 9/7/97 (9 rec.)
	Cris Carter vs. Buf., 10/22/00 (7 rec.)
	Justin Jefferson vs. Chi., 1/9/21 (5 rec.)
	Justin Jefferson @ Mia., 10/16/22 (6 rec.)
106	Charley Ferguson @ Pit., 11/3/62 (4 rec.)
	Ray Poage vs. G.B., 10/13/63 (3 rec.)
	John Gilliam @ G.B., 10/29/72 (5 rec.)
	Chuck Foreman @ N.O., 9/12/76 (7 rec.)
	Hassan Jones vs. G.B., 9/28/86 (6 rec.)
	Anthony Carter vs. Chi., 12/6/87 (3 rec.)
	Anthony Carter @ T.B., 12/16/90 (8 rec.)
	Cris Carter @ G.B., 12/19/93 (6 rec.)
	Randy Moss vs. Chi., 12/6/98 (8 rec.)
	Randy Moss vs. Car., 11/19/00 (5 rec.)
	Kyle Rudolph vs. G.B., 11/22/15 (6 rec.)
105	Paul Flatley vs. L.A Rams, 11/7/65 (5 rec.)
	John Gilliam @ LA Rams, 11/19/72 (4 rec.)
	Chuck Foreman vs. NYJ, 10/12/75 (9 rec.)
	Cris Carter @ NYJ, 11/23/97 (6 rec.)
	Sidney Rice vs. Buf., 12/5/10 (5 rec.)
	Adam Thielen @ Car., 12/10/17 (6 rec.)

	Adam Thielen vs. Buff., (14 rec.)
	Sammy White vs. Det., 10/9/77 (4 rec.)
104	Mike Jones vs. T.B., 12/8/85 (4 rec.)
	Anthony Carter @ T.B., 11/21/93 (9 rec.)
	Randy Moss vs. Ari., 11/12/00 (7 rec.)
	Onterio Smith vs. Chi., 9/26/04 (6 rec.)
	Randy Moss vs. Seattle, 12/12/04 (4 rec.)
	Bernard Berrian vs. Hou., 11/2/08 (2 rec.)
	Percy Harvin @ N.E., 10/31/10 (6 rec.)
	Percy Harvin @ Ind., 9/16/12 (12 rec.)
	Justin Jefferson vs. Chi., 12/20/20 (8 rec.)
103	Jerry Reichow vs. Chi., 9/17/61 (3 rec.)
	Tom Hall @ G.B., 10/4/64 (7 rec.)
	Ahmad Rashad @ S.F., 11/19/76 (6 rec.)
	Anthony Carter @ G.B., 11/26/89 (6 rec.)
	Hassan Jones vs. N.O., 9/16/90 (4 rec.)
	Charles Johnson vs. NYJ., 12/7/14 (4 rec.)
	Stefon Diggs @ Tenn., 9/11/16 (7 rec.)
	Adam Thielen vs. N.O., 10/28/18 (7 rec.)
	Justin Jefferson @ Hou., 10/4/20 (4 rec.)
	Ihmir Smith-Marsette vs. Chi., 1/9/21 (5 rec.)
102	John Gilliam vs. Hou., 10/13/74 (2 rec.)
	Ahmad Rashad @ LA Rams, 12/2/79 (6 rec.)
	Anthony Carter vs. Chi., 9/19/85 (4 rec.)
	Anthony Carter @ Det., 11/17/85 (6 rec.)
	Randy Moss @ Det., 12/19/04 (4 rec.)
	Troy Williamson vs. Car., 9/17/06 (6 rec.)
	Adam Thielen vs. S.F. (6 rec.)
101	Gene Washington @ Bos., 12/13/70 (7 rec.)
	Bob Grim @ G.B., 10/17/71 (7 rec.)
	Joe Senser vs. T.B., 11/8/81 (8 rec.)
	Leo Lewis @ Det., 9/23/84 (5 rec.)
	Hassan Jones vs. T.B., 9/30/90 (5 rec.)
	Adrian Cooper vs. NYJ, 11/20/94 (7 rec.)
	Qadry Ismail vs. T.B., 11/27/94 (6 rec.)
	Percy Harvin vs. Chi., 11/29/09 (6 rec.)
	Adam Thielen @ Jack., 12/11/16 (4 rec.)
100	Sammy White @ Det., 9/30/79 (6 rec.)
	Joe Senser @ S.D., 10/11/81 (7 rec.)
	Joe Senser @ St L Cards, 10/25/81 (5 rec.)
	Hassan Jones vs. N.O., 12/21/86 (5 rec.)
	Cris Carter vs. NYJ, 11/20/94 (9 rec.)
	Jake Reed vs. Oak., 9/19/99 (5 rec.)
	Percy Harvin @ Phi., 12/26/10 (7 rec.)

CAREER 100-YARD RECEIVING GAMES

No.	Player	W-L-T
41	Randy Moss	29-12
40	Cris Carter	30-10
24	Justin Jefferson	18-6
22	Anthony Carter	12-10
21	Adam Thielen	14-6-1
18	Jake Reed	7-11
15	Stefon Diggs	9-5-1
13	John Gilliam	12-1
	Sammy White	6-6-1
	Ahmad Rashad	8-5
9	Percy Harvin	5-4
7	Paul Flatley	3-4
	Hassan Jones	5-2
6	Gene Washington	4-2
5	Sidney Rice	4-1
4	Bernard Berrian	4-0
	Chuck Foreman	4-0
	Joe Senser	2-2
	Nate Burleson	2-2
3	Qadry Ismail	2-1
	Bill Brown	2-1
	Ted Brown	3-0
	Leo Lewis	1-2
	Mike Jones	2-1

	Kyle Rudolph	2-1
	Jerry Reichow	2-0
	Tommy Mason	1-1
	Charley Ferguson	0-2
	Ray Poage	1-1
	John Henderson	2-0
	Bob Grim	2-0
	Jim Lash	2-0
	Rickey Young	0-2
	Terry LeCount	1-1
	Steve Jordan	1-1
	Jerome Simpson	1-1
	Jarius Wright	2-0
	K.J. Osborn	2-0
1	Gordie Smith	0-1
	Hugh McElhenny	0-1
	Tom Hall	1-0
	Jim Phillips	1-0
	Sam McCullum	1-0
	Terry Allen	1-0
	Tony Galbreath	0-1
	Darrin Nelson	0-1
	James Brim	0-1
	Adrian Cooper	0-1
	Moe Williams	0-1
	Kelly Campbell	0-1
	Marcus Robinson	1-0
	Onterio Smith	1-0
	Koren Robinson	1-0
	Troy Williamson	1-0
	Visanthe Shiancoe	0-1
	Michael Jenkins	0-1
	Greg Jennings	1-0
	Cordarrelle Patterson	0-1
	Charles Johnson	1-0
	Jerick McKinnon	1-0
	Ihmir Smith-Marsette	1-0
	T.J. Hockenson	1-0

VIKINGS 100-YARD AND 300-YARD PERFORMANCE LEADERS

RECEIVING

SEASON 100+ RECEIVING GAMES

10	Justin Jefferson, 2022
9	Adam Thielen, 2018
8	Randy Moss, 2003
	Randy Moss, 2000
7	Randy Moss, 2002
	Randy Moss, 1999
	Justin Jefferson, 2020
	Justin Jefferson, 2021

SEASON CONSECUTIVE 100+ RECEIVING GAMES

8	Adam Thielen, 2018
4	Randy Moss, 2002
	Randy Moss, 2000
	Jake Reed, 1997
	Cris Carter, 1999

SEASON 100+ RECEIVING GAMES BY ROOKIE

7	Justin Jefferson, 2020
4	Randy Moss, 1998
3	Sammy White, 1976
	Hassan Jones, 1986

VIKINGS BIG DAYS

RECEIVING YARDS IN A GAME BY A TE

179	Steve Jordan at Washington, 11/2/86
137	Ray Poage vs. San Francisco, 9/29/63
136	Visanthe Shiancoe vs. Atlanta, 12/21/08
123	Gordon Smith at San Francisco, 11/26/61
122	Kyle Rudolph at Detroit, 12/23/18
117	Kyle Rudolph vs. Chicago, 1/1/17
115	Joe Senser vs. NY Jets, 12/26/82
112	Steve Jordan vs. Green Bay, 9/28/86
109	T.J. Hockenson vs. NYG, 12/24/22
106	Ray Poage vs. Green Bay, 10/13/63
	Kyle Rudolph vs. Green Bay, 11/22/15

RECEIVING YARDS IN A GAME BY A RB

140	Ted Brown vs. Detroit, 11/9/80
137	Darrin Nelson vs. Green Bay, 11/13/83
134	Rickey Young at New Orleans, 9/3/78
131	Chuck Foreman at Dallas, 10/6/74
128	Bill Brown at Chicago, 12/13/64
126	Moe Williams at San Diego, 11/9/03
119	Tommy Mason vs. Los Angeles, 11/25/62
118	Hugh McElhenny vs. Green Bay, 10/14/62
	Chuck Foreman vs. NY Giants, 10/17/76
116	Rickey Young at New England, 12/16/79

MOST PLAYERS WITH 100+ YARDS RECEIVING IN A GAME

3	Terry LeCount (120), Ted Brown (109), Joe Senser (100), at San Diego, 10/11/81
	Jake Reed (121), Adrian Cooper (101), Cris Carter (100), vs. NY Jets, 11/20/94

RUSHING

SEASON 100+ RUSHING GAMES

10	Adrian Peterson, 2010
	Adrian Peterson, 2008
8	Dalvin Cook, 2020
	Robert Smith, 2000
7	Adrian Peterson, 2015

SEASON CONSECUTIVE 100+ RUSHING GAMES

8	Adrian Peterson, 2012
5	Robert Smith, 2000
4	Adrian Peterson, 2008
	Michael Bennet, 2002

SEASON 100+ RUSHING GAMES BY ROOKIE

6	Adrian Peterson, 2007
3	Chuck Foreman, 1973

PASSING

SEASON 300+ PASSING GAMES

6	Warren Moon, 1994
	Daunte Culpepper, 2004
	Kirk Cousins, 2021
5	Tommy Kramer, 1985
	Tommy Kramer, 1981
	Daunte Culpepper, 2000
	Brett Favre, 2009
	Kirk Cousins, 2018
	Kirk Cousins, 2020

SEASON CONSECUTIVE 300+ PASSING GAMES

4	Daunte Culpepper, 2004
3	Warren Moon, 1994
	Warren Moon, 1995
	Tommy Kramer, 1985
	Randall Cunningham, 1998
	Kirk Cousins, 2019
	Kirk Cousins, 2020

SEASON 300+ PASSING GAMES BY ROOKIE

3	Teddy Bridgewater, 2014
1	Christian Ponder, 2011

PASSING, RUSHING, AND RECEIVING

300+ PASSER, 100+ RUSHER, 100+ RECEIVER IN A GAME

Game	300+ Yard Passer	100+ yard Rusher	100+ Yard Receiver
vs. Tampa Bay, 11/8/81	Steve Dils, 361	Ted Brown, 129	Joe Senser, 101
at Atlanta, 11/23/81	Tommy Kramer, 330	Ted Brown, 108	Ahmad Rashad, 151
vs. Green Bay, 11/13/83	Steve Dils, 303	Darrin Nelson, 119	Darrin Nelson, 137
vs. Miami, 9/25/94	Warren Moon, 326	Terry Allen, 113	Jake Reed, 127
vs. Chicago, 10/10/99	Randall Cunningham, 309	Robert Smith, 107	Randy Moss, 122
vs. San Diego, 11/28/99	Jeff George, 363	Robert Smith, 104	Cris Carter, 136; Randy Moss, 127
vs. Arizona, 11/12/00	Daunte Culpepper, 302	Robert Smith, 117	Cris Carter, 119; Randy Moss, 104
vs. Carolina, 11/19/00	Daunte Culpepper, 357	Robert Smith, 103	Cris Carter, 138; Randy Moss, 106
vs. Tennessee, 12/9/01	Todd Bouman, 348	Michael Bennett, 113	Randy Moss, 158
at New Orleans, 10/27/04	Daunte Culpepper, 425	Mewelde Moore, 109	Nate Burleson, 134
vs. Detroit, 11/15/09	Brett Favre, 344	Adrian Peterson, 133	Sidney Rice, 201
vs. Atlanta, 9/28/14	Teddy Bridgewater, 317	Jerrick McKinnon, 135	Jarius Wright, 132
vs. New Orleans, 9/11/17	Sam Bradford, 346	Dalvin Cook, 127	Adam Thielen, 157
at NY Giants, 10/6/19	Kirk Cousins, 306	Dalvin Cook, 132	Adam Thielen, 130
at Detroit, 10/20/19	Kirk Cousins, 337	Dalvin Cook, 149	Stefon Diggs, 142
vs. Dallas, 11/22/20	Kirk Cousins, 310	Dalvin Cook, 115	Adam Thielen, 123
vs. Jacksonville, 12/6/20	Kirk Cousins, 305	Dalvin Cook, 120	Justin Jefferson, 121
vs. Seattle, 9/26/21	Kirk Cousins, 323	Alexander Mattison, 112	Justin Jefferson, 118
at Carolina, 10/17/21	Kirk Cousins, 373	Dalvin Cook, 140	Adam Thielen, 123
at Buffalo, 11/13/22	Kirk Cousins, 357	Dalvin Cook, 119	Justin Jefferson, 192

VIKINGS ALL-TIME SCORING

PLAYER	YRS	TDR	TDP	TDRt	FGM/FGA (Return Type)	1PT	2PT	SAF	POINTS
Fred Cox, K, 1963-77	15	0	0	0	282/455	519/539	0	0	1,365
Cris Carter, WR, 1990-2001	12	0	110	0	-/-	-/-	5	0	670
Ryan Longwell, K, 2006-11	6	0	0	0	135/157	228/233	0	0	633
Adrian Peterson, RB, 2007-16	10	97	5	0	-/-	-/-	1	0	614
Fuad Revez, K, 1990-95	6	0	0	0	133/171	199/201	0	0	598
Randy Moss, WR, 1998-2004, '10	8	0	92	1	(1 PR)	-/-	3	0	564
Blair Walsh, K, 2012-16	5	0	0	0	133/158	156/165	0	0	555
Gary Anderson, K, 1998-2002	5	0	0	0	109/129	215/217	0	0	542
Bill Brown, RB, 1962-74	13	52	23	1	(1 KO)	-/-	0	0	456
Chuck Foreman, RB, 1973-79	7	52	23	0	-/-	-/-	0	0	450
Rick Danmeier, K, 1978-83	6	0	0	0	70/106	154/167	0	0	364
Adam Thielen, WR, 2014-22	9	1	55	1	(1 BP)	-/-	3	0	348
Anthony Carter, WR, 1985-93	9	2	52	0	-/-	-/-	0	0	324
Dalvin Cook, RB, 2017-22	5	47	5	0	-/-	-/-	4	0	320
Ted Brown, RB, 1979-86	8	40	13	0	-/-	-/-	0	0	318
Sammy White, WR, 1976-86	11	0	50	0	-/-	-/-	0	0	300
Chuck Nelson, K, 1986-88	3	0	0	0	55/77	128/133	0	0	293
Kyle Rudolph, TE, 2011-20	10	0	48	0	-/-	-/-	2	0	292
Dan Bailey, K, 2018-20	3	0	0	0	61/73	98/108	0	0	284
Greg Joseph, K, 2021-	2	0	0	0	59/71	76/86	0	0	253
Tommy Mason, RB, 1961-66	6	28	11	0	-/-	-/-	0	0	234
Robert Smith, RB, 1993-2000	8	32	6	0	-/-	-/-	1	0	230
Dave Osborn, RB, 1965-75	11	29	7	0	-/-	-/-	0	0	216
Ahmad Rashad, WR, 1976-82	7	0	34	0	-/-	-/-	0	0	204
Jake Reed, WR, 1991-99, 2001	10	0	33	0	-/-	-/-	1	0	200
Kai Forbath, K, 2016-17	2	0	0	0	47/53	45/53	0	0	188
Daunte Culpepper, QB, 1999-2005	7	29	0	0	-/-	-/-	4	0	182
Stefon Diggs, WR, 2015-19	5	0	30	0	-/-	-/-	1	0	180
Jan Stenerud, K, 1984-85	2	0	0	0	35/49	71/74	0	0	176
Percy Harvin, WR, 2009-12	4	4	20	5	(5 KR)	-/-	1	0	176
Steve Jordan, TE, 1982-94	13	1	28	0	-/-	-/-	0	0	174
John Gilliam, WR, 1972-75	4	1	27	0	-/-	-/-	0	0	168
Alfred Anderson, RB, 1984-91	8	22	5	0	-/-	-/-	0	0	162
Leroy Hoard, RB, 1996-99	4	26	1	0	-/-	-/-	0	0	162
Justin Jefferson, WR, 2020-	3	1	25	0	-/-	-/-	2	0	160
Terry Allen, RB, 1990-94	5	23	3	0	-/-	-/-	0	0	158
Moe Williams, RB, 1996-2000, '02-05	9	21	4	1	(1 KR)	-/-	1	0	158
Herschel Walker, RB, 1989-91	3	20	5	1	(1 KR)	-/-	0	0	156
Rickey Young, RB, 1978-83	6	10	14	0	-/-	-/-	0	0	144
Hassan Jones, WR, 1986-92	7	0	24	0	-/-	-/-	0	0	144
Visanthe Shiancoe, TE, 2007-11	5	0	24	0	-/-	-/-	0	0	144
Gene Washington, WR, 1967-72	6	0	23	0	-/-	-/-	0	0	138
Darrin Nelson, RB, 1982-89, 91-92	10	18	5	0	-/-	-/-	0	0	138
Fran Tarkenton, QB, 1961-66, 72-78	13	22	0	0	-/-	-/-	0	0	132
Chester Taylor, RB, 2006-09	4	18	3	0	-/-	-/-	0	0	126
Clinton Jones, RB, 1967-72	6	19	0	1	(1 KR)	-/-	0	0	120
Rich Karlis, K, 1989	1	0	0	0	31/39	27/28	0	0	120
Matt Asiata, RB, 2012-16	5	18	1	0	-/-	-/-	2	0	118
Jerry Reichow, WR, 1961-64	4	0	19	0	-/-	-/-	0	0	114
Allen Rice, RB, 1984-90	7	13	6	0	-/-	-/-	0	0	114
Sidney Rice, WR, 2007-10	4	0	18	0	-/-	-/-	0	0	108
Stu Voigt, TE, 1970-80	11	1	17	0	-/-	-/-	0	0	108
Benny Ricardo, K, 1983-84	2	0	0	0	25/33	33/34	0	0	108
Paul Edinger, K, 2005	1	0	0	0	25/34	31/31	0	0	106
Marcus Robinson, WR, 2004-06	3	0	17	1	-/-	-/-	1	0	104
Paul Flatley, WR, 1963-67	5	0	17	0	-/-	-/-	0	0	102
Leo Lewis, WR, 1981-91	11	0	16	1	(1 PR)	-/-	0	0	102
Michael Bennett, RB, 2001-2005	5	12	5	0	-/-	-/-	0	0	102
Aaron Elling, K, 2003-04	2	0	0	0	18/25	48/48	0	0	102
Morten Andersen, K, 2004	1	0	0	0	18/22	45/45	0	0	99
Joe Senser, TE, 1979-84	6	0	16	0	-/-	-/-	0	0	96
Scott Sisson, K, 1996	1	0	0	0	22/29	30/30	0	0	96
Cordarrelle Patterson, WR, 2013-16	4	4	7	5	(5 KR)	-/-	0	0	96
Latavius Murray, RB, 2017-18	2	14	0	0	(-/-)	-/-	1	0	86
Nate Burleson, WR, 2003-05	3	0	12	1	(1 PR)	-/-	1	0	80
Gordon Smith, TE, 1961-65	5	0	13	0	-/-	-/-	0	0	78
John Beasley, TE, 1967-73	7	0	12	1	(1 FR)	-/-	0	0	78
Rick Fenney, RB, 1987-91	5	11	2	0	-/-	-/-	0	0	78
Alexander Mattison, RB, 2019-	4	10	3	0	-/-	-/-	0	0	78
Jerick McKinnon, 2014-17	4	7	5	0	-/-	-/-	2	0	76
Bernard Berrian, WR, 2008-11	4	0	11	1	-/-	-/-	0	0	72
Qadry Ismail, WR, 1993-96	4	0	12	0	-/-	-/-	0	0	72
K.J. Osborn, WR, 2020-	3	0	12	0	-/-	-/-	0	0	72
Mike Mercer, K, 1961-62	2	0	0	0	9/26	39/40	0	0	66
Jim Lindsey, RB, 1966-72	7	6	4	1	(1 FR)	-/-	0	0	66
Oscar Reed, RB, 1968-74	7	8	3	0	-/-	-/-	0	0	66
Ed Marinaro, RB, 1972-75	4	4	7	0	-/-	-/-	0	0	66
Jim Christopherson, K, 1962	1	0	0	0	11/20	28/28	0	0	61
Donald Igwebuike, K, 1990	1	0	0	0	14/16	19/19	0	0	61
Brent McClanahan, RB, 1973-80	8	6	4	0	-/-	-/-	0	0	60
Greg Jennings, WR, 2013-14	2	0	10	0	-/-	-/-	0	0	60
Jarius Wright, WR, 2012-17	6	0	10	0	-/-	-/-	0	0	60
Eddie Murray, K, 1997	1	0	0	0	12/17	23/24	0	0	59
Onterio Smith, RB, 2003-04	2	7	2	0	-/-	-/-	2	0	58
Irv Smith, Jr., TE, 2019-22	3	0	9	0	-/-	-/-	1	0	56
Bob Grim, WR, 1967-71, 76-77	7	0	9	0	-/-	-/-	0	0	54
John Henderson, WR, 1968-72	5	0	9	0	-/-	-/-	0	0	54
Tommy Kramer, QB, 1977-89	13	8	1	0	-/-	-/-	0	0	54
Wade Wilson, QB, 1981-91	11	9	0	0	-/-	-/-	0	0	54
Tony Galbreath, RB, 1981-83	3	7	2	0	-/-	-/-	0	0	54
D.J. Dozier, RB, 1987-91	5	7	2	0	-/-	-/-	0	0	54
Andrew Glover, TE, 1997-99	3	0	9	0	-/-	-/-	0	0	54

PLAYER	YRS	TDR	TDP	TDRt	FGM/FGA (return type)	1PT	2PT	SAF	POINTS
Hal Bedsole, TE, 1964-66	3	0	8	0	-/-	-/-	0	0	48
Robert Miller, RB, 1975-80	6	7	1	0	-/-	-/-	0	0	48
Kelly Campbell, WR, 2002-04	3	0	8	0	-/-	-/-	0	0	48
Toby Gerhart, RB, 2010-13	4	5	3	0	-/-	-/-	0	0	48
Christian Ponder, QB, 2011-14	4	7	0	0	-/-	-/-	0	0	48
Hugh McElhenny, RB, 1961-62	2	3	3	1	(1 PR)	-/-	0	0	42
Tom Hall, WR, 1964-66, 68-69	5	0	7	0	-/-	-/-	0	0	42
Jim Phillips, WR, 1965-67	3	0	7	0	-/-	-/-	0	0	42
Terry LeCount, WR, 1979-83	5	0	7	0	-/-	-/-	0	0	42
Bob Bruer, TE, 1980-84	5	0	7	0	-/-	-/-	0	0	42
Scottie Graham, RB, 1993-96	4	7	0	0	-/-	-/-	0	0	42
Amp Lee, RB, 1994-96	3	2	5	0	-/-	-/-	0	0	42
Jim Kleinsasser, FB/TE, 1999-2011	13	1	6	0	-/-	-/-	0	0	42
Travis Taylor, WR, 2005-06	2	0	7	0	-/-	-/-	0	0	42
Charley Ferguson, WR, 1962	1	0	6	0	-/-	-/-	0	0	36
Ed Sharockman, S, 1962-72	11	0	0	6	(3 INT, 2 BP, 1 FR)	-/-	0	0	36
Roger Craig, RB, 1992-93	2	5	1	0	-/-	-/-	0	0	36
Mewelde Moore, RB, 2004-07	4	1	3	1	(2 PR)	-/-	0	0	36
Jermaine Wiggins, TE, 2004-06	3	0	6	0	-/-	-/-	0	0	36
Kirk Cousins, QB, 2018-	5	6	0	0	-/-	-/-	0	0	36
Charles Evans, RB, 1993-98	6	4	1	0	-/-	-/-	1	0	32
Greg Davis, K, 1997	1	0	0	0	7/10	10/10	0	0	31
Antoine Winfield, CB, 2004-12	9	0	0	5	(2 INT, 2 FR, 1 BLK)	-/-	0	0	30
Joe Kapp, QB, 1967-69	3	5	0	0	-/-	-/-	0	0	30
Sam McCullum, WR, 1974-75, 82-83	4	0	5	0	-/-	-/-	0	0	30
Bob Tucker, TE, 1977-80	4	0	5	0	-/-	-/-	0	0	30
Mike Mularkey, TE, 1983-88	6	0	5	0	-/-	-/-	0	0	30
Mike A. Jones, WR, 1983-85	3	0	5	0	-/-	-/-	0	0	30
Jim Gustafson, WR, 1985-90	6	0	5	0	-/-	-/-	0	0	30
David Palmer, RB, 1994-2000	7	1	1	3	(2 PR, 1 KR)	-/-	0	0	30
D'Wayne Bates, WR, 2002-2003	2	0	5	0	-/-	-/-	0	0	30
Ciatrick Fason, RB, 2005-06	2	5	0	0	-/-	-/-	0	0	30
Bobby Wade, WR, 2007-08	2	0	5	0	-/-	-/-	0	0	30
Michael Jenkins, WR, 2011-12	2	0	5	0	-/-	-/-	0	0	30
Marcus Sherels, CB, 2010-19	10	0	0	5	(5 PR)	-/-	0	0	30
Aldrick Robinson, WR, 2018	1	0	5	0	-/-	-/-	0	0	30
C.J. Ham, RB, 2016-	8	3	2	0	-/-	-/-	0	0	30
Andrew Jordan, TE, 1994-97, 99-01	7	0	4	0	-/-	-/-	2	0	28
Tarvaris Jackson, QB, 2006-10	5	4	0	0	-/-	-/-	2	0	28
Chris Walsh, WR, 1994-2002	9	0	4	0	-/-	-/-	1	0	26
Teddy Bridgewater, QB, 2014-17	3	4	0	0	-/-	-/-	2	0	26
TEAM, 1961-2022	62	0	0	0	-/-	-/-	0	13	26
Mel Triplett, RB, 1961-62	2	3	1	0	-/-	-/-	0	0	24
Tom Wilson, RB, 1963	1	4	0	0	-/-	-/-	0	0	24
Preston Carpenter, WR, 1966	1	0	4	0	-/-	-/-	0	0	24
Bobby Bryant, CB, 1968-80	13	0	0	4	(3 INT, 1 FR)	-/-	0	0	24
Paul Krause, S, 1968-79	12	0	0	4	(2 INT, 2 FR)	-/-	0	0	24
Jim Lash, WR, 1973-76	4	0	3	1	(1 FR)	-/-	0	0	24
Joey Browner, S, 1983-91	9	0	0	4	(3 INT, 1 FR)	-/-	0	0	24
Anthony Parker, CB, 1992-94	3	0	0	4	(2 FR, 2 INT)	-/-	0	0	24
Dewayne Washington, CB, 1994-97	4	0	0	4	(3 INT, 1 FR)	-/-	0	0	24
Orlando Thomas, S, 1995-2001	7	0	0	4	(2 FR, 2 INT)	-/-	0	0	24
Matthew Hatchette, WR, 1997-2000	4	0	0	4	-/-	-/-	0	0	24
Kevin Williams, DT, 2003-13	11	0	0	4	(2 FR, 2 INT)	-/-	0	0	24
Joe Webb, QB/WR, 2010-13	4	4	0	0	-/-	-/-	0	0	24
Harrison Smith, S, 2012-	11	0	0	4	(4 INT)	-/-	0	0	24
Rhett Ellison, TE, 2012-16	5	1	3	0	-/-	-/-	0	0	24
Mike Boone, RB, 2018-20	3	4	0	0	-/-	-/-	0	0	24
Tyler Conklin, TE, 2018-21	4	0	4	0	-/-	-/-	0	0	24
Brad Johnson, QB, 1992-98, 2005-06	9	2	1	0	-/-	-/-	2	0	22
Roy Winston, LB, 1962-76	15	0	0	3	(2 FR, 1 INT)	-/-	0	1	20
Mike Merriweather, LB, 1989-92	4	0	0	3	(2 INT, 1 FR)	-/-	0	1	20
Doug Brien, K, 2002	1	0	0	0	5/6	5/7	0	0	20
Jared Allen, DE, 2008-13	6	0	0	2	(1 FR, 1 INT)	-/-	0	4	20
Olabisi Johnson, WR, 2019-21	2	0	3	0	-/-	-/-	1	0	20
T.J. Hockenson, TE, 2022-	1	0	3	0	-/-	-/-	1	0	20
Rip Hawkins, LB, 1961-65	5	0	0	3	(3 INT)	-/-	0	0	18
Carl Hilton, TE, 1986-89	4	0	3	0	-/-	-/-	0	0	18
Rich Gannon, QB, 1987-92	6	3	0	0	-/-	-/-	0	0	18
James Brim, WR, 1987	1	1	2	0	-/-	-/-	0	0	18
Audray McMillian, CB, 1989-93	5	0	0	3	(3 INT)	-/-	0	0	18
Jimmy Hitchcock, CB, 1998-99	2	0	0	3	(3 INT)	-/-	0	0	18
Johnny McWilliams, TE, 2000	1	0	3	0	-/-	-/-	0	0	18
Byron Chamberlain, TE, 2001-02	2	0	3	0	-/-	-/-	0	0	18
Koren Robinson, WR, 2005	1	1	1	1	(1 KR)	-/-	0	0	18
Darren Sharper, S, 2005-08	4	0	0	3	(3 INT)	-/-	0	0	18
Troy Williamson, WR, 2005-07	3	0	3	0	-/-	-/-	0	0	18
Billy McMullen, WR, 2006	1	0	2	1	(1 FR)	-/-	0	0	18
Artose Pinner, RB, 2006	1	3	0	0	-/-	-/-	0	0	18
Jeff Dugan, TE/FB, 2004-10	7	0	3	0	-/-	-/-	0	0	18
Zach Line, FB, 2013-16	4	2	1	0	-/-	-/-	0	0	18
Everson Griffen, DE, 2010-19	10	0	0	3	(1 INT, 1 BP, 1 FR)	-/-	0	0	18
Ameer Abdullah, RB, 2018-21	4	0	3	0	-/-	-/-	0	0	18
Eric Kendricks, LB, 2015-22	7	0	0	2	(2 INT, 1 FR)	-/-	0	0	18
Alan Page, DT, 1967-78	12	0	0	2	(1 FR, 1 INT)	-/-	0	2	16
Chris Doleman, DE, 1985-93, '99	10	0	0	2	(2 INT)	-/-	0	2	16
Wally Hilgenberg, LB, 1968-79	12	0	0	2	(1 INT, 1 BP)	-/-	0	1	14
Issiac Holt, CB, 1985-89	5	0	0	2	(1 INT, 1 BP)	-/-	0	1	14
Henry Thomas, DT, 1987-94	8	0	0	2	(2 FR)	-/-	0	1	14
Charles Johnson, WR, 2014-16	3	0	2	0	-/-	-/-	1	0	14
Danielle Hunter, DE, 2015-	8	0	0	1	(2 FR)	-/-	0	1	14
Raymond Hayes, RB, 1961	1	2	0	0	-/-	-/-	0	0	12
Dave Middleton, WR, 1961	1	0	2	0	-/-	-/-	0	0	12
Doug Mayberry, RB, 1961-62	2	1	1	0	-/-	-/-	0	0	12

PLAYER	YRS	TDR	TDP	TDRt	FGM/FGA (return type)	1PT	2PT	SAF	POINTS
Billy Butler, RB/S, 1962-64	3	0	0	2	(1 INT, 1 PR)	-/-	0	0	12
Ray Poage, WR, 1963	1	0	2	0	-/-	-/-	0	0	12
Earsell Mackbee, CB, 1965-69	5	0	0	2	(1 INT, 1 FR)	-/-	0	0	12
Phil King, RB, 1965-66	2	0	2	0	-/-	-/-	0	0	12
Dale Hackbart, CB, 1966-70	5	0	0	2	(2 INT)	-/-	0	0	12
Bob Lee, QB, 1969-72, '75-78	8	2	0	0	-/-	-/-	0	0	12
Terry Brown, S, 1972-75	4	0	0	2	(1 INT, 1 FR)	-/-	0	0	12
Matt Blair, LB, 1974-85	12	0	0	2	(1 BP, 1 FR)	-/-	0	0	12
Sammy Johnson, RB, 1976-78	3	2	0	0	-/-	-/-	0	0	12
Willie Teal, CB, 1980-86	7	0	0	2	(1 INT, 1 FR)	-/-	0	0	12
Charlie Johnson, NT, 1982-84	3	0	0	2	(2 FR)	-/-	0	0	12
Carl Lee, CB, 1983-93	11	0	0	2	(2 INT)	-/-	0	0	12
Chris Martin, LB, 1983-88	6	0	0	2	(2 FR)	-/-	0	0	12
Najee Mustafa, CB, 1987-92	6	0	0	2	(1 INT, 1 FR)	-/-	0	0	12
Al Noga, DE, 1988-92	5	0	0	2	(1 INT, 1 FR)	-/-	0	0	12
Brent Novoselsky, TE, 1989-94	6	0	2	0	-/-	-/-	0	0	12
Mike L. Jones, TE, 1990-91	2	0	2	0	-/-	-/-	0	0	12
Carlos Jenkins, LB, 1991-94	4	0	0	2	(1 INT, 1 FR)	-/-	0	0	12
Mike Tice, TE, 1992-93, '95	3	0	2	0	-/-	-/-	0	0	12
Barry Word, RB, 1993	1	2	0	0	-/-	-/-	0	0	12
Dwayne Rudd, LB, 1997-00	4	0	0	2	(2 FR)	-/-	0	0	12
Travis Prentice, RB, 2001	1	2	0	0	-/-	-/-	0	0	12
Corey Chavous, S, 2002-05	3	0	0	2	(2 INT)	-/-	0	0	12
Naufahu Tah, FB, 2006-10	5	0	1	0	-/-	-/-	0	0	12
Chad Greenway, LB, 2006-16	11	0	0	2	(2 INT)	-/-	0	0	12
Mike Wallace, WR, 2015	1	0	2	0	-/-	-/-	0	0	12
Laquon Treadwell, WR, 2016-19	3	0	2	0	-/-	-/-	0	0	12
Mike Boone, RB, 2018	3	2	0	0	-/-	-/-	0	0	12
Chad Beebe, WR, 2018-20	3	0	2	0	-/-	-/-	0	0	12
Kene Nwangwu, RB, 2021	2	0	0	2	-/-	-/-	0	0	12
Ihmir Smith-Marsette, WR, 2021	1	0	2	0	-/-	-/-	0	0	12
Teddy Garcia, K, 1989	1	0	0	0	1/5	8/8	0	0	11
Carl Eller, DE, 1964-78	15	0	0	1	(1 FR)	-/-	0	2	10
Randy Holloway, DE, 1978-84	7	0	0	1	(1 FR)	-/-	0	2	10
Daniel Carlson, K, 2018	1	0	0	0	1/4	6/6	0	0	9
Jim Marshall, DE, 1961-79	19	0	0	1	(1 FR)	-/-	0	1	8
Jim Prestel, DE, 1961-65	5	0	0	1	(1 INT)	-/-	0	1	8
Tommy Hannon, S, 1977-84	8	0	0	1	(1 INT)	-/-	0	1	8
Hunter Goodwin, TE, 1996-98, '02-03	5	0	1	0	-/-	-/-	1	0	8
Randall Cunningham, QB, 1997-99	3	1	0	0	-/-	-/-	1	0	8
Anthony Barr, LB, 2014-21	8	0	0	1	(1 FR)	-/-	1	0	8
Ifeadi Odenigbo, DE, 2018	3	0	0	1	(1 FR)	-/-	0	1	8
Dale Dawson, K, 1987	1	0	0	0	1/5	4/4	0	0	7
Bob Schnelker, WR, 1961	1	0	1	0	-/-	-/-	0	0	6
A.D. Williams, WR, 1961	1	0	1	0	-/-	-/-	0	0	6
Oscar Donahue, TE, 1962	1	0	1	0	-/-	-/-	0	0	6
Bob Reed, RB, 1962-63	2	0	1	0	-/-	-/-	0	0	6
Steve Stonebreaker, TE, 1962-63	2	0	1	0	-/-	-/-	0	0	6
Don Hultz, DE, 1963	1	0	0	1	(1 INT)	-/-	0	0	6
Mike Reilly, LB, 1963	1	0	0	1	(1 BP)	-/-	0	0	6
Jim Boylan, WR, 1963-64	2	0	1	0	-/-	-/-	0	0	6
Ron VanderKelen, QB, 1963-67	5	1	0	0	-/-	-/-	0	0	6
Bill McWatters, RB, 1964	1	1	0	0	-/-	-/-	0	0	6
George Rose, CB, 1964-66	3	0	0	1	(1 INT)	-/-	0	0	6
Bill Barnes, RB, 1965-66	2	1	0	0	-/-	-/-	0	0	6
Lance Rentzel, WR, 1965-66	2	0	0	1	(1 KO)	-/-	0	0	6
Lonnie Warwick, LB, 1965-72	8	0	0	1	(1 BP)	-/-	0	0	6
Jim Hargrove, LB, 1967-70	4	0	0	1	(1 BP)	-/-	0	0	6
Billy Martin, TE, 1968	1	0	1	0	-/-	-/-	0	0	6
Mike McGill, LB, 1968-70	3	0	0	1	(1 FR)	-/-	0	0	6
Charlie West, S, 1968-73	6	0	0	1	(1 PR)	-/-	0	0	6
Kent Kramer, TE, 1969-70	2	0	1	0	-/-	-/-	0	0	6
Norm Snead, QB, 1971	1	1	0	0	-/-	-/-	0	0	6
Nate Wright, CB, 1971-80	10	0	0	1	(1 FR)	-/-	0	0	6
Amos Martin, LB, 1972-76	5	0	0	1	(1 FR)	-/-	0	0	6
Steve Craig, TE, 1974-78	5	0	1	0	-/-	-/-	0	0	6
Fred McNeill, LB, 1974-85	12	0	0	1	(1 BP)	-/-	0	0	6
Nate Allen, CB, 1976-78	3	0	0	1	(1 BP)	-/-	0	0	6
Kevin Miller, WR, 1978-80	3	0	1	0	-/-	-/-	0	0	6
John Turner, S, 1978-83, '85, '87	8	0	0	1	(1 INT)	-/-	0	0	6
Kurt Knoff, S, 1979-82	4	0	0	1	(1 INT)	-/-	0	0	6
Keith Nord, S, 1979-85	7	0	0	1	(1 KO)	-/-	0	0	6
David Huffman, G/T, 1979-83, 85-90	11	0	0	1	(1 BP)	-/-	0	0	6
Doug Paschal, RB, 1980-81	2	1	0	0	-/-	-/-	0	0	6
Eddie Payton, RB, 1980-82	3	0	0	1	(1 KO)	-/-	0	0	6
Walker Lee Ashley, LB, 1983-88, '90	7	0	0	1	(1 INT)	-/-	0	0	6
Dwight Collins, WR, 1984	1	0	1	0	-/-	-/-	0	0	6
Darryl Ingram, TE, 1989	1	0	1	0	-/-	-/-	0	0	6
Todd Scott, S, 1991-94	4	0	1	0	-/-	-/-	0	0	6
Keith Henderson, RB, 1992	1	1	0	0	-/-	-/-	0	0	6
Joe Johnson, WR, 1992	1	0	1	0	-/-	-/-	0	0	6
Jack Del Rio, LB, 1992-95	4	0	0	1	(1 INT)	-/-	0	0	6
Lamar McGriggs, S, 1993-94	2	0	0	1	(1 INT)	-/-	0	0	6
James Harris, DE, 1993-95	3	0	0	1	(1 FR)	-/-	0	0	6
Alfred Jackson, CB, 1995-96	2	0	0	1	(1 INT)	-/-	0	0	6
Jeff Brady, LB, 1995-97	3	0	0	1	(1 FR)	-/-	0	0	6
Corey Fuller, CB, 1995-98	4	0	0	1	(1 FR)	-/-	0	0	6
David Frisch, TE, 1996	1	0	1	0	-/-	-/-	0	0	6
Robert Tate, WR/CB, 1997-2001	5	0	0	1	(1 KO)	-/-	0	0	6
Kailee Wong, LB, 1998-01	4	0	0	1	(1 INT)	-/-	0	0	6
Carlester Crumpler, TE, 1999	1	0	1	0	-/-	-/-	0	0	6
John Davis, TE, 2000	1	0	1	0	-/-	-/-	0	0	6
Tyrone Carter, S, 2000-02	3	0	0	1	(1 FR)	-/-	0	0	6
Doug Chapman, RB, 2000-03	4	0	1	0	-/-	-/-	0	0	6

PLAYER	YRS	TDR	TDP	TDRt	FGM/FGA (return type)	1PT	2PT	SAF	POINTS
Lance Johnstone, DE, 2001-05	5	0	0	1	(1 INT)	-/-	0	0	6
Derrick Alexander, WR, 2002	1	0	1	0	-/-	-/-	0	0	6
Brian Williams, CB, 2002-05	4	0	0	1	(1 INT)	-/-	0	0	6
John Avery, RB, 2003	1	0	1	0	-/-	-/-	0	0	6
Chris Claiborne, LB, 2003-04	2	0	0	1	(1 INT)	-/-	0	0	6
Mike Nattiel, LB, 2003-04	2	0	0	1	(1 INT)	-/-	0	0	6
Gus Frerotte, QB, 2003-04, 2008	3	1	0	0	-/-	-/-	0	0	6
E.J. Henderson, LB, 2003-11	9	0	0	1	(1 INT)	-/-	0	0	6
Richard Owens, FB/TE, 2004-06	3	0	1	0	-/-	-/-	0	0	6
Dovonte Edwards, CB, 2005-06	2	0	0	1	(1 INT)	-/-	0	0	6
Napoleon Harris, LB, 2005-06, 2008	3	0	0	1	(1 FR)	-/-	0	0	6
Fred Smoot, CB, 2005-06	2	0	0	1	(1 INT)	-/-	0	0	6
Ray Edwards DE, 2006-10	5	0	0	1	(1 FR)	-/-	0	0	6
Ben Leber, LB, 2006-10	5	0	0	1	(1 FR)	-/-	0	0	6
Cedric Griffin, CB, 2006-11	6	0	0	1	(1 FR)	-/-	0	0	6
Dwight Smith, S, 2006-07	2	0	0	1	(1 INT)	-/-	0	0	6
Aundrae Allison, WR, 2007-08	2	0	0	1	(1 KO)	-/-	0	0	6
Robert Ferguson, WR, 2007-08	1	0	1	0	-/-	-/-	0	0	6
Greg Lewis, WR, 2009-10	2	0	1	0	-/-	-/-	0	0	6
Greg Camarillo, WR, 2010-11	2	0	1	0	-/-	-/-	0	0	6
Donovan McNabb, QB, 2011	1	1	0	0	-/-	-/-	0	0	6
Devin Aromashodu, WR, 2011-12	2	0	1	0	-/-	-/-	0	0	6
Stephen Burton, WR, 2011-12	2	0	1	0	-/-	-/-	0	0	6
Brian Robison, DE, 2007-17	11	0	0	1	(1 FR)	-/-	0	0	6
John Carlson, TE, 2012-13	2	0	1	0	-/-	-/-	0	0	6
Jerome Simpson, WR, 2012-13	2	0	1	0	-/-	-/-	0	0	6
Matt Cassel, QB, 2013-14	2	1	0	0	-/-	-/-	0	0	6
Gerald Hodges, LB, 2013-15	3	0	0	1	(1 INT)	-/-	0	0	6
Chase Ford, TE, 2013-15	3	0	1	0	-/-	-/-	0	0	6
Jerome Felton, FB, 2012-14	3	0	0	1	(1 FR)	-/-	0	0	6
Captain Munnerlyn, CB, 2014-16	3	0	0	1	(1 FR)	-/-	0	0	6
Xavier Rhodes, CB, 2013-	7	0	0	1	(1 INT)	-/-	0	0	6
Case Keenum, QB, 2017	1	1	0	0	-/-	-/-	0	0	6
David Morgan, TE, 2016-18	3	0	1	0	-/-	-/-	0	0	6
Mike Hughes, CB, 2018-	3	0	0	1	(1 INT)	-/-	0	0	6
Linval Joseph, DT, 2014-19	6	0	0	1	(1 FR)	-/-	0	0	6
Anthony Harris, S, 2015-	6	0	0	0	(1 INT)	-/-	0	0	6
Mike Boone, RB, 2018-20	3	1	0	0	-/-	-/-	0	0	6
Chris Herndon, TE, 2021	1	0	1	0	-/-	-/-	0	0	6
Patrick Peterson, CB, 2021-22	2	0	0	0	(1 INT)	-/-	0	0	6
Jalen Reagor, WR, 2022	1	0	1	0	-/-	-/-	0	0	6
Johnny Mundt, TE, 2022	1	0	0	0	-/-	-/-	0	0	6
Jalen Nailor, WR, 2022	1	0	1	0	-/-	-/-	0	0	6
Jim Leo, DE, 1961-62	2	0	0	0	-/-	-/-	0	1	2
Joe Blahak, CB, 1974-75, '77	3	0	0	0	-/-	-/-	0	1	2
Autry Beamon, S, 1975-76	2	0	0	0	-/-	-/-	0	1	2
Mark Mullaney, DE, 1975-87	13	0	0	0	-/-	-/-	0	1	2
Neil Elshire, DE, 1981-86	6	0	0	0	-/-	-/-	0	1	2
Joe Stepanek, DT, 1987	1	0	0	0	-/-	-/-	0	1	2
Ray Berry, LB, 1987-92	6	0	0	0	-/-	-/-	0	1	2
Mark Dusbabek, LB, 1989-92	4	0	0	0	-/-	-/-	0	1	2
Walt Williams, CB, 1981	1	0	0	0	-/-	-/-	0	1	2
Robin Sendlein, LB, 1981-84	4	0	0	0	-/-	-/-	0	1	2
Brooks Bollinger, QB, 2006-07	2	0	0	0	-/-	-/-	1	0	2
Blake Bell, TE, 2017	1	0	0	0	-/-	-/-	1	0	2

VIKINGS ALL-TIME PASSING

QUALIFIERS - 500+ ATTEMPTS

PLAYER	ATT	COMP	PCT	YARDS	TD	INT	LG	SK/YDS	RATING
Sam Bradford (2016-17)	595	427	71.8	4,259	23	71t	42/276	101.1	
Kirk Cousins (2018-)	2,770	1,877	67.8	20,934	153	50	75t	181/1,250	100.9
Randall Cunningham (1997-99)	713	427	59.9	5,680	48	23	67t	42/293	94.2
Brett Favre (2009-10)	889	580	65.2	6,711	44	26	63	56/386	92.2
Daunte Culpepper (1999-05)	2,607	1,678	64.4	20,162	135	86	82t	228/1,214	91.5
Teddy Bridgewater (2014-17)	851	551	64.7	6,150	28	22	87t	83/556	86.3
Warren Moon (1994-96)	1,454	882	60.7	10,102	58	42	85t	86/634	82.9
Brad Johnson (1992-98, 2005-06)	1,670	1,036	62.0	11,098	65	48	82t	100/673	82.5
Fran Tarkenton (1961-66, '72-78)	4,569	2,635	57.7	33,098	239	194	89t	417/3,880	80.2
Tarvaris Jackson (2006-10)	603	354	58.7	3,984	24	22	71	47/247	76.6
Christian Ponder (2011-14)	1,057	632	59.8	6,658	38	36	72	95/901	75.9
Rich Gannon (1987-92)	1,003	561	55.9	6,457	40	36	78t	81/478	73.9
Wade Wilson (1981-91)	1,665	929	55.8	12,135	66	75	75t	151/1,069	73.4
Tommy Kramer (1977-89)	3,648	2,011	55.1	24,775	159	157	76t	248/1,596	73.3
Steve Dils (1979-84)	623	336	53.9	3,867	15	18	68	49/349	68.8
Gary Cuozzo (1968-71)	556	276	49.6	3,552	18	23	52t	46/334	63.7
Joe Kapp (1967-69)	669	351	50.2	4,807	37	47	85t	82/676	62.3

NON-QUALIFIERS - FEWER THAN 500 ATTEMPTS

PLAYER	ATT	COMP	PCT	YARDS	TD	INT	LG	SK/YDS	RATING
Nick Mullens (2022-)	25	21	84.0	224	1	1	37	0/0	100.7
Todd Bouman (1997-02)	95	54	56.8	880	8	4	280t	6/49	98.6
Case Keenum (2017)	481	325	67.6	3,547	22	7	65t	22/136	98.3
Jeff George (1999)	329	191	58.1	2,816	23	12	80t	28/228	94.2
Brooks Bollinger (2006-07)	68	46	67.6	537	1	2	50	13/78	84.0
Donovan McNabb (2011)	156	94	60.3	1,026	4	2	60	16/113	82.9
Gus Frerotte (2003-04, 08)	367	216	58.9	2,847	19	17	99t	34/186	81.4
Sean Salisbury (1990-94)	404	228	56.4	2,772	14	9	55	28/199	80.2
Matt Cassel (2013-14)	325	194	59.7	2,232	14	13	79t	22/124	78.1
Jim McMahon (1993)	331	200	60.4	1,968	9	8	58	23/104	76.2
Kelly Holcomb (2007)	83	42	50.6	515	1	1	40	12/87	73.1
Shaun Hill (2002-05, 2015-16)	42	21	50.0	257	0	0	33	2/18	69.2
Bob Lee (1969-72, '75-78)	306	159	52.0	2,153	15	17	63	30/221	67.8
Joe Webb (2010-13)	152	88	57.9	853	3	5	46	11/69	66.6
Archie Manning (1983-84)	94	52	55.3	545	2	3	56	18/153	66.4
Sean Mannion (2019-21)	57	34	59.6	315	1	1	35	2/15	66.0
George Shaw (1961)	91	46	50.5	530	4	4	42t	14/122	64.8
Tony Adams (1987)	87	49	55.0	607	3	5	63t	19/130	64.3
Bob Berry (1965-67, '73-76)	124	63	50.8	708	7	8	52t	17/131	59.4
Ron VanderKelen (1963-67)	252	107	42.2	1,375	6	11	53	25/224	49.7
Josh Freeman (2013)	53	20	37.7	190	0	1	22	1/14	40.6
Norm Snead (1971)	75	37	49.3	470	1	6	55t	7/67	40.3
Bobby Brister (2000)	20	10	50.0	82	0	1	20	1/6	40.0
Spurgeon Wynn (2001)	98	48	49.0	418	6	6	47t	10/65	38.6
Steve Bono (1985-86)	11	2	18.2	8	0	5	5	2/13	29.6
John McCormick (1962)	18	7	39.0	104	0	5	53	3/33	19.1

FEWER THAN 10 ATTEMPTS

PLAYER	ATT	COMP	PCT	YARDS	TD	INT	LG	SK/YDS	RATING
Keith Henderson (1992)	1	1	100.0	36	1	0	36t	0/0	158.3
Darrin Nelson (1982-89, '91-92)	1	1	100.0	25	1	0	25t	0/0	158.3
Ryan Longwell (2006-11)	1	1	100.0	16	1	0	16t	0/0	158.3
Mewelde Moore (2004-07)	2	1	50.0	15	1	0	15t	0/0	158.3
D.J. Dozier (1987-91)	1	1	100.0	19	1	0	19t	0/0	145.9
Jay Walker (1996-97)	2	2	100.0	31	0	0	19	0/0	118.8
Hassan Jones (1986-92)	1	1	100.0	18	0	0	18	0/0	118.8
Chris Kluwe (2005-12)	1	1	100.0	27	0	0	27	0/0	118.8
Paul Krause (1968-79)	2	1	50.0	11	1	0	11t	0/0	106.3
Justin Jefferson (2020-)	6	4	66.6	69	0	0	24	0/0	105.6
Phil King (1965-66)	1	1	100.0	9	0	0	9	0/0	104.2
Randy Moss (1998-04, '10)	8	4	50.0	106	2	1	37	0/0	95.8
Sidney Rice (2007-10)	4	2	50.0	94	0	0	79	0/0	95.8
Chester Taylor (2006-09)	2	1	50.0	4	1	0	4t	0/0	95.8
Mike Eischeid (1972-74)	1	1	100.0	6	0	0	6	0/0	91.7
Bill Cappleman (1970)	7	4	57.1	49	0	0	26	0/0	78.8
Ryan Wright (2022-)	2	1	50.0	13	0	0	13	0/0	70.8
Herschel Walker (1989-91)	2	1	50.0	12	0	0	12	0/0	68.5
Fred Cox (1963-77)	1	1	100.0	-1	0	0	-1	0/0	62.5
Alfred Anderson (1984-90)	9	4	44.4	112	2	1	43t	2/8	59.3
Tommy Mason (1961-66)	4	1	25.0	30	0	1	30t	0/0	58.4
Bill Brown (1962-74)	2	1	50.0	3	0	0	3	0/0	50.0
Stefon Diggs (2015-19)	1	0	0.0	0	0	0	0	0/0	39.6
Jamie Caleb (1961)	1	0	0.0	0	0	0	0	0/0	39.6
Anthony Carter (1985-93)	1	0	0.0	0	0	0	0	0/0	39.6
Greg Coleman (1978-87)	1	0	0.0	0	0	0	0	0/0	39.6
Bob Grim (1967-71, '76-77)	1	0	0.0	0	0	0	0	0/0	39.6
Jim Lash (1973-76)	1	0	0.0	0	0	0	0	0/0	39.6
Terry LeCount (1979-83)	1	0	0.0	0	0	0	0	0/0	39.6
Hugh McElhenny (1961-62)	1	0	0.0	0	0	0	0	0/0	39.6
Harry Newsome (1990-93)	1	0	0.0	0	0	0	0	0/0	39.6
Allen Rice (1984-90)	1	0	0.0	0	0	0	0	0/0	39.6
Mike Saxon (1994-95)	1	0	0.0	0	0	0	0	0/0	39.6
Joe Senser (1979-84)	1	0	0.0	0	0	0	0	0/0	39.6
Chris Walsh (1994-02)	1	0	0.0	0	0	0	0	0/0	39.6
Jerick McKinnon (2014-17)	1	0	0.0	0	0	0	0	0/0	39.6
Ryan Quigley (2017)	1	0	0.0	0	0	0	0	0/0	39.6
Jay Fiedler (1998)	7	3	42.9	41	0	1	19	0/0	22.6
Larry Miller (1987)	6	1	16.7	2	0	1	2	0/0	0.0
Jerry Reichow (1961-64)	3	0	0.0	0	0	1	0	0/0	0.0
Mitch Berger (1996-01)	2	0	0.0	0	0	1	0	0/0	0.0
Ted Brown (1979-86)	1	0	0.0	0	0	1	0	0/0	0.0
David Palmer (1994-00)	0	0	0.0	0	0	0	0	1/2	0.0
Dalvin Cook (2017-22)	0	0	0.0	0	0	0	0	1/5	0.0

VIKINGS ALL-TIME STARTING QB RECORDS

Player	Yrs	Starts	Won	Lost	Tied	%
Fran Tarkenton, 1961-66, 72-78	13	170	91	73	6	.553
Tommy Kramer, 1977-89	13	110	54	56	0	.491
Kirk Cousins, 2018	5	80	46	33	1	.581
Daunte Culpepper, 1999-05	7	80	38	42	0	.475
Brad Johnson, 1992-98, 2005-06	9	46	28	18	0	.609
Wade Wilson, 1981-91	11	48	27	21	0	.563
Joe Kapp, 1967-69	3	38	23	12	3	.645
Warren Moon, 1994-96	3	39	21	18	0	.538
Rich Gannon, 1987-92	6	35	19	16	0	.543
Brett Favre, 2009-10	2	29	17	12	0	.586
Teddy Bridgewater, 2014-17	4	28	17	11	0	.607
Randall Cunningham, 1997-99	3	23	16	7	0	.696
Gary Cuozzo, 1968-71	4	21	16	5	0	.762
Christian Ponder, 2011-14	4	36	14	21	1	.403
Case Keenum, 2017	1	14	11	3	0	.786
Tarvaris Jackson, 2006-10	5	20	10	10	0	.500
Gus Frerotte, 2003-04, 2008	3	13	10	3	0	.769
Bob Lee, 1969-72, 75-78	8	11	9	2	0	.818
Sam Bradford, 2016-17	2	17	9	8	0	.529
Jim McMahon, 1993	1	12	8	4	0	.667

Player	Yrs	Starts	Won	Lost	Tied	%
George, 1999	1	10	8	2	0	.800
Steve Dils, 1979-84	6	15	6	9	0	.400
Sean Salisbury, 1990-94	5	9	5	4	0	.556
Matt Cassel, 2013-14	2	9	4	5	0	.444
Norm Snead, 1971	1	2	2	0	0	1.000
Donovan McNabb, 2011	1	6	1	5	0	.167
George Shaw, 1961	1	4	1	3	0	.250
Todd Bouman, 1997-02	6	3	1	2	0	.333
Ron VanderKelen, 1963-67	5	5	1	4	0	.200
Bob Berry, 1965-67, 73-76	7	2	1	1	0	.500
Joe Webb, 2010-13	2	2	1	1	0	.500
Shaun Hill, 2002-05, 15-16	6	1	1	0	0	1.000
Tony Adams, 1987	1	3	0	3	0	.000
Kelly Holcomb, 2007	1	3	0	3	0	.000
Archie Manning, 1983-84	2	2	0	2	0	.000
Spergon Wynn, 2001	1	2	0	2	0	.000
Sean Mannion, 2019-21	3	2	0	2	0	.000
Brooks Bollinger, 2006-07	2	1	0	1	0	.000
Josh Freeman, 2013	1	1	0	1	0	.000

PASSING FANCY

CAREER TD PASSES BY A QB/RECEIVER DUO

TOUCHDOWNS	PLAYERS
53	Daunte Culpepper/Randy Moss
44	Kirk Cousins/Adam Thielen
26	Warren Moon/Cris Carter
25	Kirk Cousins/Justin Jefferson

SEASON TD PASSES BY A QB/RECEIVER DUO

TOUCHDOWNS	PLAYERS
17	Warren Moon/Cris Carter, 1995
15	Randall Cunningham/Randy Moss, 1998
15	Daunte Culpepper/Randy Moss, 2000
14	Kirk Cousins/Adam Thielen, 2020

SEASON COMBINED TDs BY A QB (PASSING/RUSHING)

TOUCHDOWNS	PLAYER
41	Daunte Culpepper, 2004 (39/2)
40	Daunte Culpepper, 2000 (33/7)
35	Randall Cunningham, 1998 (34/1)

100+ PASSER RATING GAMES IN A SEASON (MIN. 20 ATTEMPTS)

GAMES	PLAYER
10	Brett Favre, 2009
9	Kirk Cousins, 2021
8	Kirk Cousins, 2019
8	Kirk Cousins, 2020
8	Randall Cunningham, 1998
8	Daunte Culpepper, 2000
8	Daunte Culpepper, 2004
8	Sam Bradford, 2016
8	Case Keenum, 2017

CONSECUTIVE 100+ PASSER RATING GAMES (MIN. 20 ATTEMPTS)

GAMES	PLAYER
5	Kirk Cousins, 2020-21
4	Kirk Cousins, 2019
4	Kirk Cousins, 2020
4	Brett Favre, 2009
4	Daunte Culpepper, 2004

100+ PASSER RATING GAMES IN A CAREER

GAMES	PLAYER
40	Fran Tarkenton
38	Kirk Cousins
30	Daunte Culpepper

50+ YARD PASSES IN A GAME

50+ PASSES	PLAYER, GAME
4 (56t, 56t, 54t, 51t)	Randall Cunningham, at Dallas 11/26/98
3 (76t, 70t, 66t)	Fran Tarkenton, at LA Rams 11/19/72
3 (67t, 68t, 76t)	Tommy Kramer, at Washington 11/2/86

FEWEST INTERCEPTIONS THROWN IN A GAME

INT	PLAYER (ATTEMPTS)
0	Rich Gannon at New England, 10/20/91 (63 att.)
0	Daunte Culpepper at Houston, 10/10/04 (50 att.)
0	Kirk Cousins, at LA Rams, 9/27/18 (50 att.)

FEWEST INTERCEPTIONS THROWN IN A SEASON

INTs	PLAYER (attempts)
4	Brad Johnson, 2005 (254 att.)
5	Sam Bradford, 2016 (552 att.)

CONSECUTIVE PASS ATTEMPTS WITHOUT AN INTERCEPTION

ATTEMPTS	PLAYER
224	Kirk Cousins, 12/25/20-10/3/21
210	Kirk Cousins, 10/10/21-11/28/21
201	Kirk Cousins, 10/13/19-12/2/19
193	Warren Moon, 10/22/95-11/23/95

GAMES WITHOUT AN INTERCEPTION IN A SEASON

GAMES	PLAYER
10	Brett Favre, 2009
10	Sam Bradford, 2016
10	Case Keenum, 2017
10	Kirk Cousins, 2019
10	Kirk Cousins, 2021

GAMES WITHOUT BEING SACKED IN A SEASON

GAMES	PLAYER
6	Case Keenum, 2017
4	Kirk Cousins, 2019
4	Fran Tarkenton, 1972
4	Rich Gannon, 1991
4	Randall Cunningham, 1998
4	Sam Bradford, 2016

GAMES WITHOUT AN INTERCEPTION/SACKED IN A SEASON

GAMES	PLAYER
3	Brett Favre, 2009
3	Sam Bradford, 2016
3	Case Keenum, 2017

FEWEST TIMES SACKED IN A SEASON

SACKS	PLAYER
11	Tommy Kramer, 1988
12	Sean Salisbury, 1993

FEWEST TIMES SACKED IN A GAME (MOST ATTEMPTS)

GAMES	PLAYER
0	Tommy Kramer, at New England, 10/16/79 (61 att.)
0	Fran Tarkenton, vs. Philadelphia (56 att.)

WINS IN GAMES STARTED BY QBs

WINS	PLAYER
13	Randall Cunningham, 1998 (13-1)
13	Kirk Cousins, 2022 (13-4)
12	Joe Kapp, 1969 (12-1)
12	Fran Tarkenton, 1975 (12-2)
12	Fran Tarkenton, 1973 (12-2)
12	Brett Favre, 2009 (12-4)

CONSECUTIVE WINS AFTER FIRST START

GAMES	PLAYER
7	Daunte Culpepper, 9/3/00-10/22/00
6	Brett Favre, 9/13/09-10/18/09

VIKINGS ALL-TIME RECEIVING

PLAYER	REC.	YARDS	AVG.	TD
Cris Carter (1990-01)	1,004	12,383	12.3	110
Randy Moss (1998-04, 2010)	587	9,316	15.9	92
Adam Thielen (2014-22)	534	6,682	12.5	55
Steve Jordan (1982-94)	498	6,307	12.7	28
Anthony Carter (1985-93)	478	7,635	16.0	52
Kyle Rudolph (2011-20)	454	4,488	9.9	48
Jake Reed (1991-99, 2001)	413	6,433	15.6	33
Ahmad Rashad (1976-82)	400	5,489	13.7	34
Sammy White (1976-86)	393	6,400	16.3	50
Stefon Diggs (2015-19)	365	4,622	12.6	30
Ted Brown (1979-86)	339	2,850	8.4	13
Chuck Foreman (1973-79)	336	3,057	9.1	23
Justin Jefferson (2020-)	324	4,825	14.9	25
Rickey Young (1978-83)	292	2,255	7.6	14
Bill Brown (1962-74)	284	3,177	11.2	23
Percy Harvin (2009-12)	280	3,302	11.8	20
Darrin Nelson (1982-89, 1991-92)	251	2,202	8.8	5
Adrian Peterson (2007-16)	241	1,945	8.1	5
Dalvin Cook (2017-22)	221	1,794	8.1	5
Hassan Jones (1986-92)	222	3,733	16.8	24
Visanthe Shiancoe (2007-11)	208	2,424	11.7	24
Paul Flatley (1963-67)	202	3,222	16.0	17
Jim Kleinsasser (1999-2011)	192	1,688	8.8	6
Jermaine Wiggins (2005-06)	186	1,659	8.9	6
Leo Lewis (1981-91)	181	2,924	16.1	16
Robert Smith (1993-00)	178	1,292	7.3	6
Stu Voigt (1970-80)	177	1,919	10.8	17
Dave Osborn (1965-75)	173	1,412	8.2	7
Gene Washington (1967-72)	172	3,087	18.0	23
Amp Lee (1994-96)	170	1,348	7.9	5
John Gilliam (1972-75)	165	3,297	20.0	27
Joe Senser (1979-84)	165	1,822	11.0	16
Chester Taylor (2006-09)	160	1,357	8.5	3
Jarius Wright (2012-17)	153	2,039	13.3	10
Tommy Mason (1961-66)	151	1,689	11.2	11
Sidney Rice (2007-10)	146	2,129	14.6	18
Jerry Reichow (1961-64)	144	2,183	15.2	19
Jerick McKinnon (2014-17)	142	984	6.9	5
Bernard Berrian (2008-11)	138	1,925	14.0	11
Cordarrelle Patterson (2013-16)	132	1,316	10.0	7
Moe Williams (1996-00, 2002-05)	131	1,301	9.9	4
Nate Burleson (2003-05)	127	1,789	14.1	12
Greg Jennings (2013-14)	127	1,546	12.2	10
Michael Bennett (2001-05)	126	1,040	8.3	5
Ed Marinaro (1972-75)	125	1,088	8.1	7
Qadry Ismail (1993-96)	118	1,856	15.7	12
Mewelde Moore (2004-07)	116	1,093	9.4	3
John Beasley (1967-73)	115	1,242	10.8	12
Alfred Anderson (1984-91)	114	1,042	9.1	5
K.J. Osborn (2020-)	110	1,305	11.8	12
Marcus Robinson (2004-06)	107	1,553	14.5	17
Travis Taylor (2005-06)	107	1,255	11.7	7
Brent McClanahan (1973-80)	107	772	7.2	4
Bobby Wade (2007-08)	107	1,292	12.1	5
Matt Asiata (2012-16)	101	722	7.1	1
Allen Rice (1984-90)	100	1,066	10.6	6
Andrew Jordan (1994-97, 1999-01)	97	763	7.9	4
Bob Grim (1967-71, 1976-77)	96	1,414	14.8	9
Andrew Glover (1997-99)	95	1,227	12.9	9
Bob Tucker (1977-80)	95	1,045	11.0	5
Robert Miller (1975-80)	95	771	8.1	1
Tyler Conklin (2018-21)	93	922	9.9	4
Oscar Reed (1968-74)	92	676	7.4	3
Byron Chamberlain (2001-02)	91	1,055	11.6	3
Irv Smith, Jr. (2019-22)	91	858	9.4	9
Mike Anthony Jones (1983-85)	90	1,327	14.7	5
Herschel Walker (1989-91)	86	681	7.9	5
John Henderson (1968-72)	81	1,330	16.2	9
Tom Hall (1964-66, 1968-69)	81	1,163	14.4	7
Tony Galbreath (1981-83)	80	645	8.0	2
Terry LeCount (1979-83, 1987)	79	1,225	15.5	5
Troy Williamson (2005-07)	79	1,067	13.5	3
Charles Evans (1993-98)	78	531	6.8	1
Michael Jenkins (2011-12)	78	915	11.7	5
Toby Gerhart (2010-13)	77	600	7.8	3
Jim Lash (1973-76)	75	1,252	16.7	3
Jerome Simpson (2012-13)	74	1,000	13.5	1
David Palmer (1994-00)	73	631	8.6	1
Terry Allen (1990-94)	72	675	9.4	3
Rick Fenney (1987-91)	71	628	8.8	2
Alexander Mattison (2019-)	70	526	7.5	3
Jim Phillips (1965-67)	68	1,091	16.0	7
Chris Walsh (1994-02)	67	719	10.7	4
C.J. Ham (2017-)	70	610	8.7	2
D'Wayne Bates (2002-03)	65	840	12.9	5
Laquon Treadwell (2016-19)	65	701	10.8	2
Leroy Hoard (1996-99)	60	577	9.6	1
Charles Johnson (2014-16)	60	834	13.9	2
T.J. Hockenson (2022-)	60	519	8.6	3
Gordon Smith (1961-65)	57	1,277	22.4	13
Kelly Campbell (2002-04)	57	1,062	18.6	8
Jim Lindsey (1966-72)	56	632	11.3	4
Hugh McElhenny (1961-62)	53	474	8.9	3
Onterio Smith (2003-04)	51	523	10.3	2
Rhett Ellison (2012-16)	51	515	10.1	3
Adrian Cooper (1994-95)	50	570	11.4	0
Bob Bruer (1980-84)	46	455	9.8	7
Olabisi Johnson (2019-21)	45	483	10.7	3
Matthew Hatchette (1997-00)	43	640	14.9	4
Sam McCullum (1974-75, 1982-83)	42	608	14.4	5
Mike Mularkey (1983-88)	42	464	11.0	5
Roger Craig (1992-93)	41	333	8.1	1
John Carlson (2012-13)	40	387	9.7	1
Mike Wallace (2015)	39	473	12.1	2
Jim Gustafson (1985-90)	38	491	12.9	5
Latavius Murray (2017-18)	37	244	6.6	0
Devin Aromashodu (2011-12)	37	650	17.6	1
Robert Ferguson (2007-08)	35	416	11.9	1
Chase Ford (2013-15)	34	391	11.5	1
Naufahu Tahı (2006-10)	33	150	4.6	2
D.J. Dozier (1987-91)	32	298	9.3	2
Clinton Jones (1967-72)	31	306	9.9	0
Dave Middleton (1961)	30	444	14.8	2
Greg DeLong (1995-98)	30	205	6.8	0
Greg Camarillo (2010-11)	29	361	12.4	1
Preston Carpenter (1966)	27	487	17.3	4
Jeff Dugan (2004-10)	27	191	7.1	3
Ameer Abdullah (2018-21)	27	173	6.4	3
Hal Bedsole (1964-66)	26	418	16.1	8
Chad Beebe (2018-20)	26	310	11.9	2
Greg Lewis (2009-10)	25	293	11.7	1
Tony Richardson (2006-07)	24	200	8.3	0
Billy McMullen (2006)	23	307	13.3	2
Johnny McWilliams (2000)	22	180	8.2	3
Koren Robinson (2005)	22	347	15.8	1
Joe Johnson (1992)	21	211	10.0	1
Hunter Goodwin (1996-98, 2002-03)	19	147	7.7	1
Scottie Graham (1993-96)	19	125	6.6	0
Johnny Mundt (2022-)	19	140	7.4	1
James Brim (1987)	18	282	15.7	2
Steve Craig (1974-78)	18	172	9.6	1
Aundrea Allison (2007-08)	18	231	12.8	0
Aldrick Robinson (2018)	17	231	13.6	5
John Davis (2000)	17	202	11.9	1
Bob Reed (1962-63)	17	174	10.2	1
Doug Chapman (2000-03)	17	143	8.4	1
Derek Tennell (1992-93)	17	134	7.9	0
David Morgan (2016-18)	16	135	8.4	1
Oscar Donahue (1962)	16	285	17.8	1
Richard Owens (2004-06)	16	132	8.3	1
Raymond Hayes (1961)	16	121	7.6	0
Ray Poage (1963)	15	354	23.6	2
Charley Ferguson (1962)	14	364	26.0	6
Carroll Dale (1973)	14	192	13.7	0
Marlin McKeever (1967)	14	184	13.1	0
Harold Morrow (1996-02)	14	144	10.3	0
Derrick Alexander (2002)	14	134	9.6	1
Mike Tice (1992-93, 1995)	14	126	9.0	2
Phil King (1965-66)	14	120	8.6	2
Brent Novoselsky (1989-94)	14	108	7.7	2
A.D. Williams (1961)	13	174	13.4	1
Dave Casper (1983-84)	13	172	13.2	0
Doug Mayberry (1961-62)	13	118	9.1	1
Lorenzo Booker (2010-11)	13	114	8.8	0
Steve Stonebreaker (1962-63)	12	227	18.9	1
Mel Triplett (1961-62)	12	71	5.9	1
Dwight Collins (1984)	11	143	13.0	1
MyCole Pruitt (2015-16)	11	96	8.7	0
Al Denson (1971)	10	125	12.5	0
Billy Martin (1968)	10	101	10.1	1
Joe Banyard (2013-14)	10	73	7.3	0
Michael Floyd (2017)	10	78	7.8	0
Dede Westbrook (2021)	10	68	6.8	0
Bethel Johnson (2006)	9	156	17.3	0
Barry Word (1993)	9	105	11.7	0
Sean Berton (2003-04)	9	78	8.7	0
Jerome Felton (2012-14)	9	72	8.0	0
Jalen Nailor (2022-)	9	179	19.8	1
Jalen Reagor (2022-)	8	104	13.0	1
Buster Rhymes (1985-87)	8	149	18.6	0
Doug Kingsriter (1973-75)	7	116	16.6	0
Tom Wilson (1963)	7	48	6.9	0
Garrett Mills (2007-09)	7	91	13.0	0
Stephen Burton (2011-12)	7	73	10.4	1
Zach Line (2013-16)	7	103	14.7	1
Mike Boone (2018-20)	7	28	4.0	0
Bob Brown (1971)	6	141	20.8	0
Jim Boylan (1963-64)	6	78	13.0	1
Bob Schnelker (1961)	6	70	11.7	1
Sam Harrell (1980-82, 1987)	6	43	7.2	0
Sammy Johnson (1976-78)	6	43	7.2	0
Darryl Harris (1988)	6	30	5.0	0
Charles Stackhouse (2003)	6	30	5.0	0
Joe Webb (2010-13)	6	42	7.0	0
Kene Nwangwu (2021-)	6	30	5.0	0

Billy Butler (1962-64)	5	97	19.4	0
John Holland (1974)	5	84	16.8	0
Doug Cunningham (1979)	5	50	10.0	0
Darryl Ingram (1989)	5	47	9.4	1
Jeff Womack (1987)	5	46	8.1	1
Mark Kellar (1976-78)	5	17	3.4	0
Ihmir Smith-Marsette (2021)	5	16	23.2	2
Keith Henderson (1992)	4	116	15.0	0
Olanda Truitt (1993)	4	40	10.0	0
Bill Barnes (1965-66)	4	35	8.8	0
Martin Nance (2006)	4	33	8.3	0
Ronnie Hillman (2016)	4	43	10.8	0
Chris Herndon (2021)	4	40	10.0	1
Steve Finch (1987)	3	54	18.0	0
Tom Adams (1962)	3	51	17.0	0
Kent Kramer (1969-70)	3	47	15.7	1
Ricky Parks (1987)	3	46	15.3	0
Dick Haley (1961)	3	43	14.3	0
Leon Clarke (1963)	3	34	11.3	0
John Henry Mills (1999)	3	30	10.0	0
Mardy McDole (1981-83)	3	29	9.7	0
David Frisch (1996)	3	27	9.0	1
Phil Frye (1987)	3	25	7.2	0
Ciattrick Fason (2005-06)	3	19	6.3	0
Jesse Clarke (1989-90)	3	18	6.0	0
Carl Hilton (1986-89)	3	17	5.6	3
Keenan Howry (2003-05)	3	18	6.0	0
Blake Bell (2017)	3	19	6.3	0
Ben Ellefson (2021-22)	3	26	8.6	0
Alexander Hollins (2019)	2	46	23.0	0
Roc Thomas (2018)	2	21	10.5	0
Will Sherman (1961)	2	40	20.0	0
Carlester Crumpler (1999)	2	35	17.5	1
Willie Gillespie (1987)	2	28	14.0	0
Clint Haslerig (1975)	2	28	14.0	0
Rhett Dawson (1973)	2	24	12.0	0
John Avery (2003)	2	24	12.0	1
Gary Ballman (1973)	2	22	11.0	0
Ron Daugherty (1987)	2	21	10.5	0
Robert Tate (1997-01)	2	20	10.0	0
Doug Paschel (1980-81)	2	18	9.0	0
Allen Reisner (2011-12)	2	18	9.0	0
Garrett Bradbury (2019-)	2	17	8.5	0
Steve Harris (1987)	2	17	8.5	0
Artose Pinner (2006)	2	15	7.5	0
Brett Wilson (1987)	2	14	7.0	0
Andre Thomas (1987)	2	13	6.5	0
Luke Stocker (2021)	2	12	6.0	0
Albert Young (2009-10)	2	11	5.5	0
Lance Rentzel (1965-66)	2	10	5.0	0
Mike L. Jones (1990-91)	2	8	4.0	2
Ryan D'Imperio (2011)	2	7	3.5	0
Adam Walker (1987)	2	3	1.5	0
Bill McWatters (1964)	2	-1	-0.5	0
Jamie Caleb (1961)	2	-8	-4.0	0
Eric Gulliford (1993-94)	1	45	45.0	0
Kevin Miller (1978-80)	1	35	35.0	1
Art Powell (1968)	1	31	31.0	0
Cedric James (2002)	1	29	29.0	0
Harry Washington (1978)	1	24	24.0	0
Brandon Zylstra (2018)	1	23	23.0	0
Ted Dean (1964)	1	23	23.0	0
Tommy Kramer (1977-89)	1	23	20.0	1
Marc May (1987)	1	22	22.0	0
Hank Baskett (2010)	1	18	18.0	0
MarQueis Gray (2014)	1	16	16.0	0
Tom Michel (1964)	1	14	14.0	0
Larry Vargo (1964-65)	1	13	13.0	0
Bill Harris (1969-70)	1	12	12.0	0
Richard Angulo (2005)	1	11	11.0	0
Don Hasselbeck (1984)	1	10	10.0	0
Travis Prentice (2001)	1	10	10.0	0
Ed Shenk (1987)	1	10	10.0	0
Robert Steele (1979)	1	10	10.0	0
Emmanuel Arceneaux (2011)	1	10	10.0	0
Larry Ned (2003-04)	1	9	9.0	0
Jaymar Johnson (2009-10)	1	9	9.0	0
Jay Carroll (1985)	1	8	8.0	0
Leonard Moore (1987)	1	8	8.0	0
Thomas Tapeh (2008)	1	7	7.0	0
Nate Wright (1971-80)	1	6	6.0	0
Brandon Dillon (2019-21)	1	6	6.0	0
Bob Goodridge (1968)	1	5	5.0	0
Robert Green (1997)	1	5	5.0	0
Troy Walters (2000-01)	1	5	5.0	0
Ron Vary (1968-81)	1	5	5.0	0
Sam Bradford (2016-17)	1	5	5.0	0
Jarvis Redwine (1981-83)	1	4	4.0	0
Danta Whitaker (1992)	1	4	4.0	0
John Gerak (1993-96)	1	3	3.0	0
Brad Johnson (1992-98)	1	3	3.0	1
James Stewart (1995)	1	3	3.0	0
Jimmy Edwards (1979)	1	2	2.0	0
John Ward (1970-74)	1	1	1.0	0
Daunte Culpepper (1999-05)	1	0	0.0	0
Rich Gannon (1987-92)	1	0	0.0	0

Korey Stringer (1995-00)	1	-1	-1.0	0
Kirk Cousins (2018-)	1	-1	-1.0	0
Brett Favre (2009-10)	1	-2	-2.0	0
Randall Cunningham (1997-99)	1	-3	-3.0	0
Christian Ponder (2011-14)	1	-15	-15.0	0
Ed White (1969-77)	0	3	--	0
Fran Tarkenton (1961-66, 1972-78)	0	-12	--	0

VIKINGS ALL-TIME RUSHING

PLAYER	ATT.	YARDS	AVG.	TD
Adrian Peterson (2007-16)	2,418	11,747	4.9	97
Robert Smith (1993-00)	1,411	6,818	4.8	32
Dalvin Cook (2017-22)	1,282	5,993	4.7	47
Chuck Foreman (1973-79)	1,529	5,879	3.8	52
Bill Brown (1962-74)	1,627	5,757	3.5	52
Ted Brown (1979-86)	1,117	4,546	4.1	40
Dave Osborn (1965-75)	1,172	4,320	3.7	29
Darrin Nelson (1982-89, '91-92)	981	4,231	4.3	18
Tommy Mason (1961-66)	761	3,252	4.3	28
Michael Bennett (2001-05)	713	3,174	4.5	12
Chester Taylor (2006-09)	655	2,797	4.3	18
Terry Allen (1990-94)	641	2,795	4.4	23
Fran Tarkenton (1961-66, '72-78)	464	2,548	5.5	22
Daunte Culpepper (1999-05)	454	2,476	5.5	29
Alfred Anderson (1984-91)	626	2,374	3.8	22
Herschel Walker (1989-91)	551	2,264	4.1	20
Clinton Jones (1967-72)	546	2,008	3.7	19
Oscar Reed (1968-74)	490	1,968	4.0	8
Jerick McKinnon (2014-17)	474	1,918	4.0	7
Rickey Young (1978-83)	554	1,744	2.9	10
Leroy Hoard (1996-99)	438	1,689	3.9	26
Alexander Mattison (2019-)	404	1,670	4.1	11
Moe Williams (1996-00, '02-05)	370	1,535	4.1	21
Rick Fenney (1987-91)	358	1,508	4.2	11
Latavius Murray (2017-18)	356	1,420	4.0	14
Toby Gerhart (2010-13)	276	1,305	4.7	5
Mewelde Moore (2004-07)	264	1,285	4.9	1
Matt Asiata (2012-16)	361	1,259	3.5	18
Scottie Graham (1993-96)	349	1,239	3.6	7
Brent McClanahan (1973-80)	367	1,207	3.3	6
Onterio Smith (2003-04)	231	1,123	4.9	7
Ed Marinaro (1972-75)	306	1,007	3.3	4
Robert Miller (1975-80)	275	951	3.5	7
Allen Rice (1984-90)	307	934	3.0	13
Tony Galbreath (1981-83)	194	788	4.1	7
Hugh McElhenny (1961-62)	170	770	4.5	3
Rich Gannon (1987-92)	144	720	5.0	3
Percy Harvin (2009-12)	107	683	6.4	4
Wade Wilson (1981-91)	159	679	4.3	9
D.J. Dozier (1987-91)	163	643	3.9	7
Christian Ponder (2011-14)	126	639	5.1	7
Amp Lee (1994-96)	149	636	4.3	2
Mel Triplett (1961-62)	132	567	4.3	3
Jim Lindsey (1966-72)	177	558	3.2	6
Kirk Cousins (2018-)	167	554	3.3	6
Joe Kapp (1967-69)	99	540	5.5	5
Tarvaris Jackson (2006-10)	119	535	4.5	4
Roger Craig (1992-93)	143	535	3.7	5
Tommy Kramer (1977-89)	213	524	2.5	8
Barry Word (1993)	142	458	3.2	2
Phil King (1965-66)	89	405	4.6	0
Teddy Bridgewater (2014-17)	94	398	4.2	4
Mike Boone (2018-20)	62	379	6.1	4
Charles Evans (1993-98)	118	364	3.1	4
Sammy Johnson (1976-78)	83	356	4.3	2
Cordarrelle Patterson (2013-16)	31	333	10.7	4
Raymond Hayes (1961)	73	319	4.4	2
Randall Cunningham (1997-99)	61	317	5.2	1
Doug Chapman (2000-03)	90	317	3.5	0
Brad Johnson (1992-98, 2005-06)	121	315	2.6	2
Doug Mayberry (1961-62)	87	314	3.6	1
Anthony Carter (1985-93)	47	290	6.2	2
Tom Wilson (1963)	73	282	3.8	4
Joe Webb (2010-13)	41	273	6.7	4
Artose Pinner (2006)	43	190	4.4	3
Ameer Abdullah (2018-21)	38	187	4.9	0
Adam Thielen (2014-22)	21	172	8.2	1
Bill Barnes (1965-66)	53	164	3.1	1
Ciattrick Fason (2005-06)	50	161	3.2	5
Case Keenum (2017)	40	160	4.0	1
Randy Moss (1998-04)	23	159	6.9	0
Stefon Diggs (2015-19)	29	159	5.5	0
Darryl Harris (1988)	34	151	4.4	1
Bob Grim (1967-71, '76-77)	7	147	21.0	0
Jim Kleinsasser (1999-11)	43	147	3.4	1
James Stewart (1995)	31	144	4.6	0
Warren Moon (1994-96)	69	143	2.1	0
John Gilliam (1972-75)	18	136	7.6	1
Tom Michel (1964)	39	129	3.3	0
David Palmer (1994-00)	35	123	3.5	1
Ron VanderKelen (1963-67)	26	116	4.5	1
Keith Henderson (1992)	34	113	3.3	1
Jarius Wright (2012-17)	8	111	13.9	0
Bob Reed (1962-63)	27	110	4.1	0

Jesse Clark (1989-90)	26	106	4.1	0	Andre Thomas (1987)	6	4	0.7	0
Bobby Walden (1964-67)	9	100	11.1	0	Aundrae Allison (2007-08)	3	4	1.3	0
C.J. Ham (2017-)	36	97	2.7	3	Dave Nelson (1984)	1	3	3.0	0
Sammy White (1976-86)	18	97	5.3	0	Troy Walters (2000-01)	1	3	3.0	0
Jim McMahon (1993)	33	96	2.9	0	Stu Voigt (1970-80)	2	3	1.5	1
Terry LeCount (1979-83, '87)	6	90	15.0	0	Steve Harris (1987)	4	3	0.8	0
Joe Banyard (2013-14)	21	88	4.2	0	Gordon Smith (1961-65)	1	2	2.0	0
Kelly Campbell (2002-04)	14	86	6.1	0	Jeff Williams (1966)	1	2	2.0	0
Gary Cuzzo (1968-71)	36	86	2.4	0	Willie Spencer (1976)	4	2	0.5	0
Greg Coleman (1978-87)	10	85	8.5	0	Larry Miller (1987)	1	1	1.0	0
Albert Young (2009-10)	25	82	3.3	0	2Joe Senser (1979-84)	2	1	0.5	0
Harold Morrow (1996-02)	17	75	4.4	0	Randall McDaniel (1988-99)	2	1	0.5	0
Matt Cassel (2013-14)	27	75	2.7	1	Bob Ferguson (1963)	3	1	0.3	0
Mark Kellar (1976-78)	25	74	3.0	0	Sean Salisbury (1990-94)	15	1	0.1	0
Steve Dilts (1979-84)	24	73	3.0	0	Paul Krause (1968-79)	1	0	0.0	0
Todd Bouman (1997-02)	10	70	7.0	0	Al Denson (1971)	1	0	0.0	0
Jarvis Redwine (1981-83)	17	70	4.1	0	Jeff Siemon (1972-82)	1	0	0.0	0
Sperton Wynn (2001)	8	61	7.6	0	Mike Saxon (1994-95)	1	0	0.0	0
Mike Anthony Jones (1983-85)	7	60	8.6	0	Mitch Berger (1996-01)	1	0	0.0	0
Bill McWatters (1964)	14	60	4.3	1	Kyle Richardson (2002)	1	0	0.0	0
Billy Butler (1962-64)	22	59	2.7	0	John Avery (2003)	1	0	0.0	0
Donovan McNabb (2011)	14	59	4.2	1	Charles Stackhouse (2003)	1	0	0.0	0
Troy Williamson (2005-07)	5	57	11.4	0	Lance Rentzel (1965-66)	1	-1	-1.0	0
Doug Paschal (1980-81)	15	53	3.5	1	Jim Gustafson (1985-89)	1	-2	-2.0	0
Hassan Jones (1986-92)	5	52	10.4	0	Harry Newsome (1990-93)	2	-2	-1.0	0
Lorenzo Booker (2010-11)	13	52	4.0	0	Shaun Hill (2002-05, 2015-16)	11	-2	-0.4	0
Ronnie Hillman (2016)	18	50	2.8	0	Tom Hall (1964-66, '68-69)	4	-4	-1.0	0
Sam Bradford (2016-17)	22	50	2.3	0	Jay Fiedler (1998)	4	-6	-1.5	0
Andrew Sendejo (2011-18)	1	48	48.0	0	Mike Mularkey (1983-88)	1	-6	-6.0	0
Nate Burleson (2003-05)	8	43	5.4	0	Jeff Locke (2013-16)	1	-6	-6.0	0
Archie Manning (1983-84)	11	42	3.8	0	Bucky Scribner (1987-89)	2	-7	-3.5	0
Jeff George (1999)	16	41	2.6	0	Bobby Wade (2007-08)	1	-9	-9.0	0
Justin Jefferson (2020-)	11	40	3.6	1	Preston Carpenter (1966)	1	-10	-10.0	0
George Shaw (1961)	10	39	3.9	0	Jerry Reichow (1961-64)	1	-12	-12.0	0
Ben Tate (2014)	13	38	2.9	0	Mike Eischeid (1972-74)	1	-13	-13.0	0
Bob Lee (1969-72, '75-78)	39	37	0.9	2	Dwight Collins (1984)	3	-14	-4.7	0
James Brim (1987)	2	36	18.0	1	Chris Kluwe (2005-12)	3	-19	-6.3	0
Tony Adams (1987)	11	31	2.8	0	Mike Mercer (1961)	1	-32	-32.0	0
Roc Thomas (2018)	8	30	3.8	0					
Ted Dean (1964)	5	30	6.0	0					
Kene Nwangwu (2021-)	19	42	2.2	0					
Koren Robinson (2005)	4	27	6.8	1					
Jerome Felton (2012-14)	4	27	6.8	0					
Joe Johnson (1992)	4	26	6.5	0					
Bobby Phillips (1995)	14	26	1.9	0					
Tony Richardson (2006-07)	12	25	2.1	0					
Zach Line (2013-16)	13	25	1.9	2					
Jalen Reagor (2022-)	4	25	6.3	0					
Billy Waddy (1984)	3	24	8.0	0					
Adam Walker (1987)	5	24	4.8	0					
Cris Carter (1990-01)	10	24	2.4	0					
Jeff Dugan (2004-10)	11	23	2.1	0					
Grady Alderman (1961-74)	0	22	22.0	0					
Robert Green (1997)	6	22	3.7	0					
Qadry Ismail (1993-96)	4	21	5.3	0					
Naufahu Tahī (2006-10)	10	21	2.1	0					
Bubby Brister (2000)	5	20	4.0	0					
Jeff Womack (1987)	9	20	2.2	0					
Ty Chandler (2022-)	6	20	3.3	0					
Cedric Smith (1990)	9	19	2.1	0					
Leo Lewis (1981-91)	16	19	1.2	0					
Bernard Berrian (2008-11)	5	18	3.6	0					
Ron Groce (1976)	3	18	6.0	0					
Darrell Lester (1964)	4	18	4.5	0					
Brooks Bollinger (2006-07)	5	18	3.6	0					
Brett Wilson (1987)	5	16	3.2	0					
K.J. Osborn (2020-)	4	16	4.0	0					
Eddie Payton (1980-82)	2	15	7.5	0					
Eddie Johnson (2003)	2	15	7.5	0					
Sam Harrell (1980-82, '87)	6	15	2.5	0					
Brett Favre (2009-10)	26	15	0.6	0					
Wayne Wilson (1986)	8	14	1.8	0					
Bob Berry (1965-67, '73-76)	5	13	2.6	0					
Bill Harris (1969-70)	6	13	2.2	0					
Jimmy Smith (1987)	7	13	1.9	0					
Travis Prentice (2001)	14	13	0.9	2					
Nick Davis (2002-03)	1	11	11.0	0					
Jamie Caleb (1961)	3	11	3.7	0					
Leonard Moore (1987)	4	11	2.8	0					
Charles Johnson (2014-16)	1	11	11.0	0					
Earl Denny (1967-68)	2	9	4.5	0					
Sean Mannion (2019-21)	8	9	1.1	0					
Ahmad Rashad (1976-81)	1	8	8.0	0					
Travis Taylor (2005-06)	3	8	2.7	0					
Bethel Johnson (2006)	4	8	2.0	0					
Nick Mullens (2022-)	4	8	2.0	0					
Norm Snead (1971)	6	6	1.0	1					
Mike Wallace (2015)	1	6	6.0	0					
Bisi Johnson (2019-21)	1	6	6.0	0					
Cus Frerotte (2003-04, 08)	31	5	0.2	1					
Steve Jordan (1982-94)	1	4	4.0	1					
Robert Tate (1997-01)	1	4	4.0	0					
Brian Russell (2002-04)	1	4	4.0	0					
John McCormick (1962)	2	4	2.0	0					
Jim Young (1965-66)	3	4	1.3	0					
Phil Frye (1987)	4	4	1.0	0					

VIKINGS TEAM RECORDS

GAMES WON

MOST CONSECUTIVE GAMES WON (INCLUDING POSTSEASON)

12	1969
10	1975
9	1973
	1998
	2002-03

MOST CONSECUTIVE GAMES WON (REGULAR SEASON)

13	1974-75
12	1969
10	1975
	1999-00
9	1973
	1998-99
	2002-03

MOST GAMES WON, SEASON (INCLUDING POSTSEASON)

16	1998
14	1969, 1973, 2017
13	1976, 2009, 2022

MOST GAMES WON, SEASON (REGULAR SEASON)

15	1998
13	2017
12	1969, 1970, 1973, 1975, 2009
11	1976, 1992, 2000, 2015, 2022

MOST CONSECUTIVE GAMES WON, START OF SEASON

10	1975
9	1973
7	1998, 2000

MOST CONSECUTIVE GAMES WON, END OF SEASON

8	1998
4	2012
3	1964, 1970, 1974, 1993, 1999, 2002, 2015

MOST CONSECUTIVE HOME GAMES WON

15	1974-76
14	1969-70
13	1988-90
	1999-00

MOST CONSECUTIVE ROAD GAMES WON

7	1970-71
	1973-74

GAMES LOST

MOST CONSECUTIVE GAMES LOST

8	2001-02
7	1961
	1961-62

MOST CONSECUTIVE GAMES WITHOUT VICTORY

8	2001-02
7	1961
	1961-62
	1962

MOST GAMES LOST, SEASON

13	1984, 2011
11	1961, 1962, 2001

MOST CONSECUTIVE HOME GAMES LOST

5	1966-67
	2011

MOST CONSECUTIVE HOME GAMES WITHOUT VICTORY

7	1966-67
---	---------

MOST CONSECUTIVE AWAY GAMES LOST

16	2000-02
----	---------

MOST CONSECUTIVE AWAY GAMES WITHOUT VICTORY

16	2000-02
----	---------

SCORING

MOST POINTS, SEASON

556	1998
470	2009
416	2003

MOST POINTS, OPPONENT, SEASON

484	1984
-----	------

FEWEST POINTS, SEASON

187	1982 [†]
259	1979*

[†]= 9 games

*= 16-game record where applicable

FEWEST POINTS, OPPONENT, SEASON

133	1969
139	1979*

*= 16-game record where applicable

MOST POINTS, GAME

54	vs. Dal., 10/18/70
52	vs. Pit., 11/23/69
	vs. Bal., 9/28/69

MOST POINTS, OPPONENT, GAME

56	vs. Stl., 10/6/63
----	-------------------

MOST POINTS, BOTH TEAMS, GAME

89	@ Chi., 10/19/08 (Minn. 41, Chi. 48)
87	@ Chi., 12/17/61 (Minn. 35, Chi. 52)
86	@ LA Rams, 11/19/72 (Minn. 45, LA 41)

FEWEST POINTS, BOTH TEAMS, GAME

3	vs. G.B., 11/14/71 (Minn. 3, G.B. 0)
---	--------------------------------------

MOST POINTS OVERCOME TO WIN GAME

33	vs. Ind., 12/17/22
24	vs. S.F., 12/4/77
23	@ Phi., 12/1/85
21	@ S.F., 10/24/65
20	vs. Den., 11/17/19
	vs. Chi., 10/4/92

MOST POINTS, OPPONENT, OVERCOME TO WIN GAME

21	@ Cin., 12/24/95
20	@ N.E., 11/13/94
	vs. Det., 9/25/11

MOST POINTS, FIRST HALF

35	vs. G.B., 9/28/86
----	-------------------

	vs. Det., 12/2/07
34	vs. Dal., 10/18/70
	vs. Chi., 11/25/90

MOST POINTS, OPPONENT, FIRST HALF

45	@ Sea., 9/29/02
----	-----------------

MOST POINTS, BOTH TEAMS, FIRST HALF

55	@ Sea., 9/29/02
----	-----------------

MOST POINTS, SECOND HALF

38	vs. Jax., 12/20/98
36	vs. Ind., 12/17/22
35	@ LA Rams, 11/19/72
	vs. Pit., 11/23/69

MOST POINTS, OPPONENT, SECOND HALF

35	vs. St.L., 10/6/63
----	--------------------

MOST POINTS, BOTH TEAMS, SECOND HALF

1	vs. Buf., 9/15/02
---	-------------------

MOST POINTS, FIRST QUARTER

28	vs. G.B., 9/28/86
	vs. Ari., 10/9/11
21	vs. Det., 11/15/92
	@ Dal., 11/26/98
	vs. T.B., 10/3/99
	@ Ari., 12/14/08
	vs. Mia., 12/16/18

MOST POINTS, OPPONENT, FIRST QUARTER

21	@ Oak., 12/11/77
	@ Oak., 12/17/78
	@ Den., 11/18/84
	@ Cin., 11/23/86
	@ S.F., 12/18/95
	@ Det., 12/11/11

MOST POINTS, BOTH TEAMS, FIRST QUARTER

31	@ Cin., 11/23/86
----	------------------

MOST POINTS, SECOND QUARTER

28	vs. S.F., 9/29/63
	vs. Atl., 9/14/68
	vs. S.D., 11/28/99
	vs. Det., 12/2/07
24	vs. Det., 10/8/89
	vs. Chi., 11/29/08
	vs. NYG., 1/3/10
	vs. Buf., 12/5/10

MOST POINTS, OPPONENT, SECOND QUARTER

31	@ Sea., 9/29/02
----	-----------------

MOST POINTS, BOTH TEAMS, SECOND QUARTER

35	vs. S.F., 9/29/63
	@ S.F., 10/24/65
	vs. Det., 12/2/07

MOST POINTS, THIRD QUARTER

24	@ Pit., 9/24/95
21	@ S.F., 10/24/65
	vs. Phi., 12/22/85
	vs. Det., 9/13/87

MOST POINTS, OPPONENT, THIRD QUARTER

24	@ Chi., 9/19/85
----	-----------------

MOST POINTS, BOTH TEAMS, THIRD QUARTER

31	@ Chi., 12/17/61
----	------------------

VIKINGS TEAM RECORDS

MOST POINTS, FOURTH QUARTER

28	@ Phi., 12/1/85
24	@ Pit., 11/26/67
	vs. T.B., 11/30/86
	vs. Jax., 12/20/98

MOST POINTS, OPPONENT, FOURTH QUARTER

28	@ Bal., 12/16/62
	vs. St.L., 10/6/63
	vs. G.B., 11/21/65
	@ Chi., 9/17/89

MOST POINTS, BOTH TEAMS, FOURTH QUARTER

42	@ Bal., 12/8/13
41	@ Mia., 12/21/14
35	@ Bal., 12/16/62
	@ Chi., 12/19/65
	@ LA Rams, 11/19/72

MOST CONSECUTIVE GAMES SCORING

260	1991-2007
183	2007-2018
161	1962-1973

LARGEST MARGIN OF VICTORY

48	vs. Cle., 11/9/69 (51-3)
42	vs. N.O., 12/4/88 (45-3)
41	vs. Dal., 10/18/70 (54-13)
	vs. Hou., 10/13/74 (51-10)
40	vs. Atl., 9/14/68 (47-7)
	@ Dal., 11/13/88 (43-3)
	vs. Jax., 12/20/98 (50-10)
38	vs. Bal., 9/28/69 (52-14)
	vs. Pit., 11/23/69 (52-14)
	vs. Atl., 11/9/75 (38-0)

LARGEST MARGIN OF DEFEAT

44	@ S.F., 12/8/84 (7-51)
42	vs. St. L., 10/6/63 (14-56)
38	@ Det., 12/12/81 (7-45)
	@ G.B., 11/14/11 (7-45)
36	@ LA Rams, 9/22/67 (3-39)
35	vs. Phi., 9/14/80 (7-42)
34	@ G.B., 11/11/07 (0-34)
32	@ L.A. Rams, 10/24/77 (3-35)
	@ G.B., 10/2/14 (10-42)

TOUCHDOWNS

MOST TOUCHDOWNS, SEASON

64	1998
56	2009
55	2020
51	2003
50	2004
	2022

MOST TOUCHDOWNS, OPPONENT, SEASON

59	1984
----	------

FEWEST TOUCHDOWNS, SEASON

23	1982 ⁶
25	1967, 1971
28	1993*

⁶= 9 game

*= 16-game record where applicab

FEWEST TOUCHDOWNS, OPPONENT, SEASON

14	1970
	1971
24	1988*

*= 16-game record where applicab

MOST TOUCHDOWNS, GAME

7	vs. Bal., 9/28/69
	vs. Pit., 11/23/69
	@ T.B., 10/23/88

MOST TOUCHDOWNS, OPPONENT, GAME

8	vs. St.L., 10/6/63
7	@ Chi., 12/17/61

MOST TOUCHDOWNS, BOTH TEAMS, GAME

12	@ Chi., 12/17/61
----	------------------

MOST CONSECUTIVE GAMES SCORING TOUCHDOWN

97	1995-2001
55	1962-66
53	2010-14

POINTS AFTER TOUCHDOWNS

MOST POINT AFTER TOUCHDOWNS, SEASON

59	1998
54	2009
58	1988
	2003

MOST POINT AFTER TOUCHDOWNS, OPPONENT, SEASON

58	1984
----	------

MOST POINT AFTER TOUCHDOWNS, GAME

7	vs. Bal., 9/28/69
	vs. Pit., 11/23/69
	@ T.B., 10/23/88

MOST POINT AFTER TOUCHDOWNS, OPPONENT, GAME

8	@ Stl., 10/6/63
7	@ Chi., 12/17/61

MOST CONSECUTIVE POINT AFTER TOUCHDOWNS

199	1968-74
-----	---------

FIELD GOALS

MOST FIELD GOALS ATTEMPTED, SEASON

45	1970
44	1989
39	1994, 2015

MOST FIELD GOALS ATTEMPTED, OPPONENT, SEASON

42	1999
----	------

FEWEST FIELD GOALS ATTEMPTED, SEASON

14	1982 ⁶
18	2001*, 2010*

⁶= 9 game

*= 16-game record where applicab

MOST FIELD GOALS ATTEMPTED, GAME

7	vs. LA Rams, 11/5/89
6	vs. N.O., 9/27/70
	@ Chi., 9/23/73
	vs. Cle., 11/4/73
	vs. Cin., 12/25/89
	vs. G.B., 9/26/93
	@ Bal., 12/13/98
	vs. Ind., 9/14/08
	@ Tenn., 9/11/16
	vs. Bal., 10/22/17

MOST FIELD GOALS ATTEMPTED, OPPONENT, GAME

8	vs. Det., 11/13/66
---	--------------------

MOST FIELD GOALS ATTEMPTED, BOTH TEAMS, GAME

10	@ Chi., 9/23/73
----	-----------------

MOST FIELD GOALS, SEASON

35	1998, 2012
34	1994, 2015
32	1989, 2017

MOST FIELD GOALS, OPPONENT, SEASON

34	2006
----	------

FEWEST FIELD GOALS, SEASON

8	1977, 1982 ⁶
12	1978

⁶= 9 games

MOST FIELD GOALS, GAME

7	vs. LA Rams, 11/5/89
6	@ Bal., 12/13/98
	vs. Bal., 10/22/17

MOST FIELD GOALS, OPPONENT, GAME

6	vs. Det., 11/13/66
	@ Det., 10/17/99

MOST FIELD GOALS, BOTH TEAMS, GAME

9	vs. Bal., 10/22/17
7	vs. Det., 11/13/66
	@ Chi., 9/23/73
	vs. NYG, 11/16/86
	vs. LA Rams, 11/5/89
	vs. G.B., 9/26/93
	vs. Det., 9/20/98
	@ Det., 10/17/99
	vs. Chi., 9/24/06
	vs. Oak., 11/18/07
	vs. Det., 9/25/11
	vs. Jax., 9/9/12
	vs. Jax., 12/11/16

MOST CONSECUTIVE GAMES SCORING, FGS

31	1968-70
----	---------

SAFETIES

MOST SAFETIES, SEASON

3	1965, 1981, 2008
---	------------------

MOST SAFETIES, OPPONENT, SEASON

2	1988, 1995, 1996, 2007, 2014
---	------------------------------

MOST SAFETIES, GAME

2	@ Atl., 10/5/03
	vs. G.B., 11/9/08

FIRST DOWNS

MOST FIRST DOWNS, SEASON

351	2004
350	2002

MOST FIRST DOWNS, OPPONENT, SEASON

368	2013
-----	------

MOST FIRST DOWNS, BOTH TEAMS, SEASON

701	2004
-----	------

VIKINGS TEAM RECORDS

FEWEST FIRST DOWNS, SEASON

167 1982~~6~~
272 2006*

6= 9 game

*= 16-game record where applicab

FEWEST FIRST DOWNS, OPPONENT, SEASON

158 1969
243 1988

MOST FIRST DOWNS, GAME

34 vs. Bal., 9/28/69
33 vs. Det., 11/6/88
32 @ G.B., 11/17/91
vs. N.O., 11/19/95

MOST FIRST DOWNS, OPPONENT, GAME

36 vs. N.O., 12/18/11
@ Mia., 12/21/14
@ N.O., 12/25/20

MOST FIRST DOWNS, BOTH TEAMS, GAME

61 @ N.O., 12/25/20

FEWEST FIRST DOWNS, GAME

3 @ G.B., 12/21/06

FEWEST FIRST DOWNS, OPPONENT, GAME

3 @ Det., 11/24/88

FEWEST FIRST DOWNS, BOTH TEAMS, GAME

14 @ Atl., 12/21/69

MOST FIRST DOWNS, RUSHING, SEASON

142 1975

MOST FIRST DOWNS, RUSHING, OPPONENT, SEASON

148 1979

FEWEST FIRST DOWNS, RUSHING, SEASON

52 1982~~6~~
66 2016*, 2018*

6= 9 game

*= 16-game record where applicab

FEWEST FIRST DOWNS, RUSHING, OPPONENT, SEASON

53 1982~~6~~
2006*

6= 9 game

*= 16-game record where applicab

MOST FIRST DOWNS, RUSHING, GAME

19 vs. Chi., 10/17/65

MOST FIRST DOWNS, RUSHING, OPPONENT, GAME

21 at N.O., 12/25/20

FEWEST FIRST DOWNS, RUSHING, GAME

0 vs. Chi., 10/28/96
vs. Ind., 12/18/16

FEWEST FIRST DOWNS, RUSHING, OPPONENT, GAME

0 vs. S.F., 12/14/69
@ Det., 11/24/88
vs. Det., 1/2/00
@ Det., 12/10/06
vs. Chi., 11/29/09
vs. T.B., 9/24/17

MOST FIRST DOWNS PASSING, SEASON

225 2004

MOST FIRST DOWNS PASSING, OPPONENT, SEASON

247 2013

FEWEST FIRST DOWNS PASSING, SEASON

85 1967
136 1987#
139 2007*

#= 15 games

*= 16-game record where applicab

FEWEST FIRST DOWNS PASSING, OPPONENT, SEASON

80 1977

MOST FIRST DOWNS, PASSING, GAME

24 vs. Bal., 9/28/69

MOST FIRST DOWNS, PASSING, OPPONENT, GAME

23 vs. N.O., 12/28/11
@ Stl., 12/16/12
@ Mia., 12/21/14

FEWEST FIRST DOWNS, PASSING, GAME

1 @ G.B., 12/21/06

FEWEST FIRST DOWNS, PASSING, OPPONENT, GAME

1 vs. Chi., 10/1/67
@ S.F., 11/29/76
@ Chi., 11/20/77
@ Chi., 12/3/06

MOST FIRST DOWNS, PENALTY, SEASON

38 2017

MOST FIRST DOWNS, PENALTY, OPPONENT, SEASON

36 2003

FEWEST FIRST DOWNS, PENALTY, SEASON

8 1982~~6~~
16 1992*, 1993*

6= 9 game

*= 16-game record where applicab

FEWEST FIRST DOWNS, PENALTY, OPPONENT, SEASON

8 1962
10 1974

MOST FIRST DOWNS, PENALTY, GAME

7 vs. Oak., 11/20/11
6 vs. Oak., 9/14/81
vs. S.F., 10/24/99
vs. Stl., 11/8/15

MOST FIRST DOWNS, PENALTY, OPPONENT, GAME

7 @ Chi., 9/25/78

NET YARDS GAINED

MOST YARDS GAINED, SEASON

6,339 2004
6,294 2003

MOST YARDS GAINED, OPPONENT, SEASON

6,362 2013

FEWEST YARDS GAINED, SEASON

2,879 1982~~6~~
4,316 2005*

6= 9 game

*= 16-game record where applicab

FEWEST YARDS GAINED, OPPONENT, SEASON

2,720 1969
4,091 1988*

*= 16-game record where applicable

MOST YARDS GAINED, GAME

622 vs. Bal., 9/28/69
605 @ N.O., 10/17/04
571 @ Car., 10/17/21
559 vs. S.F., 10/30/66

MOST YARDS GAINED, OPPONENT, GAME

583 @ N.O., 12/25/20

MOST YARDS GAINED, BOTH TEAMS, GAME

1,013 @ Was., 11/2/86

FEWEST YARDS GAINED, GAME

87 vs. G.B., 11/14/71

FEWEST YARDS GAINED, OPPONENT, GAME

60 vs. Atl., 11/9/75
@ N.O., 11/16/75
@ Det., 11/24/88

FEWEST YARDS GAINED, BOTH TEAMS, GAME

272 vs. LA Rams, 10/26/70

MOST CONSECUTIVE GAMES, 300+ YARDS

36 2002-2004

MOST CONSECUTIVE GAMES, 400+ YARDS

5 2004

RUSHING

ATTEMPTS

MOST RUSHING ATTEMPTS, SEASON

556 1975
551 1966

MOST RUSHING ATTEMPTS, OPPONENT, SEASON

583 1979

FEWEST RUSHING ATTEMPTS, SEASON

245 1982~~6~~
357 2018*

6= 9 game

*= 16-game record where applicable

FEWEST RUSHING ATTEMPTS, OPPONENT, SEASON

260 1982~~6~~
338 1969
352 1995*

6= 9 game

*= 16-game record where applicable

MOST RUSHING ATTEMPTS, GAME

63 vs. Atl., 11/9/75

VIKINGS TEAM RECORDS

MOST RUSHING ATTEMPTS, OPPONENT, GAME

65 vs. LA Rams, 9/19/76

FEWEST RUSHING ATTEMPTS, GAME

6 vs. Buf., 9/23/18
9 vs. Ind., 12/18/16
11 vs. G.B., 11/29/81
@ N.O., 10/7/01

FEWEST RUSHING ATTEMPTS, OPPONENT, GAME

6 vs. Ari., 11/26/06

YARDS

MOST YARDS GAINED RUSHING, SEASON

2,634 2007, 2012
2,507 2002
2,343 2003

MOST YARDS GAINED RUSHING, OPPONENT, SEASON

2,667 1961

FEWEST YARDS GAINED RUSHING, SEASON

912 1982~~6~~
1,205 2016*
6= 9 game
*= 16-game record where applicable

FEWEST YARDS GAINED RUSHING, OPPONENT, SEASON

985 2006*
1,020 1982~~6~~
1,089 1969
*= 16-game record where applicable
6= 9 game

MOST YARDS GAINED RUSHING, GAME

378 vs. S.D., 11/4/07
311 @ Chi., 10/14/07

MOST YARDS GAINED RUSHING, OPPONENT, GAME

343 vs. Chi., 11/20/70

MOST YARDS GAINED RUSHING, BOTH TEAMS, GAME

548 vs. LA Rams, 11/5/61
486 vs. Chi., 10/17/65

FEWEST YARDS GAINED RUSHING, GAME

11 vs. Chi., 10/28/96

FEWEST YARDS GAINED RUSHING, OPPONENT, GAME

-3 @ Det., 12/10/06
4 vs. Sea., 11/22/09
7 @ Mia., 11/19/06

AVERAGE GAIN

HIGHEST AVERAGE GAIN RUSHING, SEASON

5.4 2012
5.3 2002, 2007
5.2 2011

LOWEST AVERAGE GAIN RUSHING, SEASON

3.2 1970, 2016

HIGHEST AVERAGE GAIN GAME (MIN. 10 ATT.)

9.0 @ Sea., 11/4/12

TOUCHDOWNS

MOST TOUCHDOWNS, RUSHING, SEASON

26 2002
23 2013

MOST TOUCHDOWNS, RUSHING, OPPONENT, SEASON

29 1961

FEWEST TOUCHDOWNS, RUSHING, SEASON

6 1982~~6~~
7 1996*
6= 9 game
*= 16-game record where applicable

FEWEST TOUCHDOWNS, RUSHING, OPPONENT, SEASON

2 1971
5 2009*
7 2007, 2015
*= 16-game record where applicable

MOST TOUCHDOWNS, RUSHING, GAME

4 Many times, last time vs. Atl., 12/28/14

MOST TOUCHDOWNS, RUSHING, OPPONENT, GAME

7 @ N.O., 12/25/20

MOST TOUCHDOWNS, RUSHING, BOTH TEAMS, GAME

9 @ N.O., 12/25/20

PASSING

ATTEMPTS

MOST PASSES ATTEMPTED, SEASON

709 1981

MOST PASSES ATTEMPTED, OPPONENT, SEASON

648 2013

FEWEST PASSES ATTEMPTED, SEASON

282 1968
432 2007*
*= 16-game record where applicable

FEWEST PASSES ATTEMPTED, OPPONENT, SEASON

292 1982~~6~~
312 1977
366 1979*
6= 9 game
*= 16-game record where applicable

MOST PASSES ATTEMPTED, GAME

63 @ T.B., 9/5/81
@ N.E., 10/20/91

MOST PASSES ATTEMPTED, OPPONENT, GAME

70 @ N.E., 11/13/94

MOST PASSES ATTEMPTED, BOTH TEAMS, GAME

112 @ N.E., 11/13/94

FEWEST PASSES ATTEMPTED, GAME

8 @ G.B., 11/27/77

FEWEST PASSES ATTEMPTED, OPPONENT, GAME

6 @ Chi., 10/23/72

FEWEST PASSES ATTEMPTED, BOTH TEAMS, GAME

22 vs. G.B., 11/14/71

COMPLETIONS

MOST PASSES COMPLETED, SEASON

448 2022

MOST PASSES COMPLETED, OPPONENT, SEASON

419 2013

FEWEST PASSES COMPLETED, SEASON

150 1967
232 1987#
249 2007*
#= 15 games
*= 16-game record where applicable

FEWEST PASSES COMPLETED, OPPONENT, SEASON

149 1967
177 1977
218 1990*
*= 16-game record where applicable

MOST PASSES COMPLETED, GAME

40 vs. Buf., 9/23/18
38 vs. Cle., 12/14/80
vs. G.B., 11/29/81
37 @ T.B., 9/5/81
@ Phi., 9/20/04

MOST PASSES COMPLETED, OPPONENT, GAME

45 @ N.E., 11/13/94

MOST PASS COMPLETIONS, BOTH TEAMS, GAME

71 @ N.E., 11/13/94

FEWEST PASSES COMPLETED, GAME

2 @ G.B., 10/15/67

FEWEST PASSES COMPLETED, OPPONENT, GAME

2 vs. Chi., 12/3/72

FEWEST PASS COMPLETIONS, BOTH TEAMS, GAME

11 vs. G.B., 11/14/71

YARDS

MOST YARDS GAINED, PASSING, SEASON

4,516 2004
4,333 1981
4,328 1988

MOST YARDS GAINED, PASSING, OPPONENT, SEASON

4,595 2013

FEWEST YARDS GAINED, PASSING, SEASON

1,655 1971
2,745 2007*
2,751 2012
*= 16-game record where applicable

FEWEST YARDS GAINED, PASSING, OPPONENT, SEASON

1,438 1970
2,489 1988*
*= 16-game record where applicable

VIKINGS TEAM RECORDS

MOST YARDS GAINED, PASSING, GAME

530 vs. Bal., 9/28/69

MOST YARDS GAINED, PASSING, OPPONENT, GAME

486 @ T.B., 12/7/80

MOST YARDS GAINED, PASSING, BOTH TEAMS, GAME

918 @ S.D., 11/9/03

FEWEST YARDS GAINED, PASSING, GAME

21 vs. G.B., 11/14/71
vs. Det., 12/11/71

FEWEST YARDS GAINED, PASSING, OPPONENT, GAME

-7 @ N.O., 11/16/75

FEWEST YARDS GAINED, PASSING, BOTH TEAMS, GAME

102 vs. Atl., 11/9/75

COMPLETION PERCENTAGE

HIGHEST COMPLETION PERCENTAGE, SEASON

70.4 2016 (414-588)

HIGHEST COMPLETION PERCENTAGE, OPPONENT, SEASON

68.2 2011 (367-538)

LOWEST COMPLETION PERCENTAGE, SEASON

44.6 1967 (150 of 336)

LOWEST COMPLETION PERCENTAGE, OPPONENT, SEASON

45.6 1988 (219 of 480)

HIGHEST COMPLETION PERCENTAGE, GAME (10 ATT.)

87.5 vs. Cin., 11/13/77 (21 of 24)

HIGHEST COMPLETION PERCENTAGE, OPPONENT, GAME (10 ATT.)

85.2 @ LA Raiders, 9/5/93 (23 of 27)
84.4 @ St.L., 12/10/00 (27 of 32)

HIGHEST COMPLETION PERCENTAGE, BOTH TEAMS, GAME

77.6 @ Chi., 9/18/94 (52 of 67)

LOWEST COMPLETION PERCENTAGE, GAME (10 ATT.)

18.2 @ G.B., 10/15/67 (2 of 11)

LOWEST COMPLETION PERCENTAGE, OPPONENT, GAME

15.3 vs. Chi., 12/3/72 (2 of 13)

LOWEST COMPLETION PERCENTAGE, BOTH TEAMS, GAME

29.8 @ Det., 12/17/67 (14 of 47)

TOUCHDOWNS

MOST TOUCHDOWNS, PASSING, SEASON

41 1998

MOST TOUCHDOWNS, PASSING, OPPONENT, SEASON

37 2013

FEWEST TOUCHDOWNS, PASSING, SEASON

9 1971
12 2007*
*= 16-game record where applicable

FEWEST TOUCHDOWNS, PASSING, OPPONENT, SEASON

6 1970
11 1993*
*= 16-game record where applicable

MOST TOUCHDOWNS, PASSING, GAME

7 vs. Bal., 9/28/69
6 vs. G.B., 9/28/86

MOST TOUCHDOWNS, PASSING, OPPONENT, GAME

5 9 times, last @ L.A. Rams, 9/27/18

SACKS

TOTAL SACKS

MOST SACKS, SEASON

71 1989
51 1992

MOST SACKS, OPPONENT, SEASON

64 1984
61 1961

FEWEST SACKS, SEASON

16 1961
25 2013*
*= 16-game record where applicable

FEWEST SACKS, OPPONENT, SEASON

19 1974
25 1998*
*= 16-game record where applicable

MOST SACKS, GAME

10 vs. Det., 11/4/18
9 vs. Det., 10/6/68
vs. Chi., 11/2/69
@ Atl., 12/20/70
@ Chi., 10/25/93
vs. Mia., 12/16/18

MOST SACKS, OPPONENT, GAME

11 @ Chi., 10/28/84
10 vs. Bal., 9/23/62

MOST SACKS, BOTH TEAMS, GAME

14 vs. Chi., 11/2/69

SACK YARDAGE

MOST SACK YARDAGE, SEASON

502 1989

MOST SACK YARDAGE, OPPONENT, SEASON

538 1961
465 1984*
*= 16-game record where applicable

MOST SACK YARDAGE, GAME

78 vs. Chi., 11/2/69
77 @ Atl., 12/20/70

MOST SACK YARDAGE, OPPONENT, GAME

104 @ Chi., 12/17/61

SACK RATIO

HIGHEST ATTEMPTS/SACK RATIO, SEASON

24.4 1981 (709-29)
21.7 1994 (673-31)
21.1 1974 (400-19)

HIGHEST ATTEMPTS/SACK RATIO, OPPONENT, SEASON

22.8 1961 (365-16)
20.1 2002 (542-27)
20.0 2006 (599-30)

FEWEST ATTEMPTS/SACK RATIO, SEASON

6.2 1961 (377-61)
6.8 1964 (326-48)
7.1 1962 (348-49)

FEWEST ATTEMPTS/SACK RATIO, OPPONENT, SEASON

6.9 1989 (488-71)
7.0 1963 (404-58)
7.2 1968 (323-45)

INTERCEPTIONS

TOTAL INTERCEPTIONS

MOST INTERCEPTIONS, SEASON

36 1988

MOST INTERCEPTIONS, OPPONENT, SEASON

34 1978

FEWEST INTERCEPTIONS, SEASON

8 2000, 2001, 2011

FEWEST INTERCEPTIONS, OPPONENT, SEASON

5 2016

MOST INTERCEPTIONS, GAME

6 @ T.B., 10/23/88
@ Pit., 9/24/95

MOST INTERCEPTIONS, OPPONENT, GAME

5 Many Times, last @ Cin., 9/18/05

YARDS

MOST YARDS, SEASON

693 2003
589 1988

MOST YARDS, OPPONENT, SEASON

445 1962
427 2010*

*= 16-game record where applicable

FEWEST YARDS, SEASON

43 2009

FEWEST YARDS, OPPONENT, SEASON

35 2016*
37 1982†
*= 16-game record where applicable
†= 9 game

MOST YARDS, GAME

169 @ NYG, 11/25/07

MOST YARDS, OPPONENT, GAME

176 @ N.O., 9/3/78

VIKINGS TEAM RECORDS

TOUCHDOWNS

MOST TOUCHDOWNS BY INTERCEPTIONS, SEASON

6 1992, 2007

MOST TOUCHDOWNS BY INTERCEPTIONS, OPPONENT, SEASON

4 1967, 2006

PUNTING

TOTAL PUNTS

MOST PUNTS, SEASON

94 2006

MOST PUNTS, OPPONENT, SEASON

100 1969

MOST PUNTS, GAME

12 @ G.B., 11/21/82

MOST PUNTS, OPPONENT, GAME

12 @ N.O., 11/16/75

FEWEST PUNTS, BOTH TEAMS, GAME

1 @ T.B., 10/29/00

CONSECUTIVE PUNTS, NO BLOCKS

563 1979-87

AVERAGE YARDAGE

HIGHEST AVERAGE DISTANCE, PUNTING, SEASON

46.9 2008

HIGHEST AVERAGE DISTANCE, PUNTING, OPPONENT, SEASON

47.1 2011

HIGHEST AVERAGE DISTANCE, PUNTING, GAME (4 PUNTS)

57.5 @ Det., 9/16/07

HIGHEST AVERAGE DISTANCE, PUNTING, OPPONENT, GAME (4 PUNTS)

54.9 vs. S.D., 11/4/07

PUNT RETURNS

TOTAL RETURNS

MOST PUNT RETURNS, SEASON

59 1988

MOST PUNT RETURNS, OPPONENT, SEASON

52 1978

MOST PUNT RETURNS, GAME

9 @ LA Rams, 12/2/79

MOST PUNT RETURNS, OPPONENT, GAME

9 @ G.B., 12/21/06

YARDS GAINED

MOST YARDS, PUNT RETURNS, SEASON

553 1988

MOST YARDS, PUNT RETURNS, OPPONENT, SEASON

624 2008

MOST YARDS, PUNT RETURNS, GAME

119 @ NYG, 10/21/13

MOST YARDS, PUNT RETURNS, OPPONENT, GAME

176 @ N.O., 10/6/08

TOUCHDOWNS

MOST TOUCHDOWNS, PUNT RETURNS, SEASON

2 2016

MOST TOUCHDOWNS, PUNT RETURNS, OPPONENT, SEASON

4 2008

KICKOFF RETURNS

TOTAL RETURNS

MOST KICKOFF RETURNS, SEASON

86 1984, 2002

MOST KICKOFF RETURNS, OPPONENT, SEASON

91 2009

MOST KICKOFF RETURNS, GAME

9 @ Phi., 11/11/01
@ Sea., 9/29/02

MOST KICKOFF RETURNS, OPPONENT, GAME

10 @ Bal., 12/13/98

YARDS GAINED

MOST YARDS, KICKOFF RETURNS, SEASON

1,775 1984, 2002

MOST YARDS, KICKOFF RETURNS, OPPONENT, SEASON

2,060 2009

MOST YARDS, KICKOFF RETURNS, GAME

247 vs. G.B., 10/27/13

MOST YARDS, KICKOFF RETURNS, OPPONENT, GAME

367 @ Bal., 12/13/98

TOUCHDOWNS

MOST TOUCHDOWNS, KICKOFF RETURNS, SEASON

2 1999, 2009, 2013, 2015

MOST TOUCHDOWNS, KICKOFF RETURNS, OPPONENT, SEASON

4 1998

FUMBLES

TOTAL FUMBLES

MOST FUMBLES, SEASON

44 1963

MOST FUMBLES, OPPONENT, SEASON

50 1963

FEWEST FUMBLES, SEASON

10 1998

11 2014, 2017

FEWEST FUMBLES, OPPONENT, SEASON

16 2002

MOST FUMBLES, GAME

8 @ S.F., 10/24/65

MOST FUMBLES, OPPONENT, GAME

10 vs Det., 11/12/67

FUMBLES LOST

MOST FUMBLES LOST, SEASON

25 1965

MOST FUMBLES LOST, OPPONENT, SEASON

31 1963

FEWEST FUMBLES LOST, SEASON

2 2014

3 1980

FEWEST FUMBLES LOST, OPPONENT, SEASON

5 2017

6 2014

MOST FUMBLES LOST, GAME

5 @ Atl., 12/21/69
@ Det., 12/9/62

MOST FUMBLES LOST, OPPONENT, GAME

6 vs. Det., 11/24/63
vs. S.F., 10/15/61

MOST CONSECUTIVE GAMES WITHOUT LOSING FUMBLE

10 1998-99

PENALTIES

TOTAL PENALTIES

MOST PENALTIES, SEASON

137 2002

MOST PENALTIES, OPPONENT, SEASON

137 2005

FEWEST PENALTIES, SEASON

36 1961

70 2013*

*= 16-game record where applicable

FEWEST PENALTIES, OPPONENT, SEASON

47 1972

81 1994*

*= 16-game record where applicable

MOST PENALTIES, GAME

16 @ Det., 12/19/82

MOST PENALTIES, OPPONENT, GAME

17 @ Cin., 9/18/05

FEWEST PENALTIES, GAME

0 6 times, last vs. Chi., 12/3/72

FEWEST PENALTIES, OPPONENT, GAME

0 @ G.B., 11/27/77

@ Chi., 10/23/72

VIKINGS TEAM RECORDS

YARDS PENALIZED

MOST YARDS PENALIZED, SEASON

1,139 2002

MOST YARDS PENALIZED, OPPONENT, SEASON

1,167 1998

FEWEST YARDS PENALIZED, SEASON

375 1961

565 1960*

*= 16-game record where applicable

FEWEST YARDS PENALIZED, OPPONENT, SEASON

399 1982~~6~~

614 1994*

~~6~~= 9 game

*= 16-game record where applicable

MOST YARDS PENALIZED, GAME

173 @ L.A. Rams, 9/22/67

MOST YARDS PENALIZED, OPPONENT, GAME

169 @ Det., 10/25/98

FEWEST YARDS PENALIZED, GAME

0 6 times, last vs. Chi., 12/3/72

FEWEST YARDS PENALIZED, OPPONENT, GAME

0 3 times, last @ NYJ, 11/23/97

BLOCKED KICKS

MOST, SEASON

13 1976, 1979

MOST, SEASON, OPPONENT

6 1961, 1974

MOST, GAME

4 @ T.B., 11/25/79 (2 pat, 1-fg, 1 punt)

MOST, GAME, OPPONENT

2 vs. Dal., 10/20/68 (2-fgs)

vs. Buf., 12/9/79 (1-fg, 1 punt)

@ Atl., 12/15/85 (2-fgs)

vs. Chi., 10/28/96 (1 punt, 1-fg)

@ Det., 11/23/17 (1 fg, 1 pat)

VIKINGS TOUCHDOWNS BY SEASON

YEAR	Offensive				Defensive			Special Teams				
	RUSH	PASS	FUMBLE	TOTAL	INT	FUMBLE	TOTAL	PUNT	KICK	BLK PUNT	BLK FG	TOTAL
1961	14	22	0	36	0	0	0	1	0	0	0	1
1962	7	22	0	29	1	1	2	0	0	0	0	0
1963	17	16	0	33	2	2	4	1	1	0	0	2
1964	14	23	0	37	4	1	5	0	0	0	0	0
1965	19	21	0	40	2	0	2	0	1	1	0	2
1966	15	18	0	33	1	0	1	0	0	0	0	0
1967	10	11	0	21	2	1	3	0	1	0	0	1
1968	19	11	0	30	1	0	1	1	0	0	0	1
1969	15	24	1	40	2	0	2	0	0	1	0	1
1970	16	12	0	28	2	3	5	0	0	2	0	2
1971	14	9	0	23	1	1	2	0	0	0	0	0
1972	11	19	0	30	2	2	4	0	0	0	0	0
1973	14	16	0	30	2	0	2	0	0	1	0	1
1974	17	22	0	39	0	1	1	0	0	0	0	0
1975	18	27	1	46	0	2	2	0	0	0	0	0
1976	18	17	0	35	0	0	0	0	0	1	0	1
1977	9	19	0	28	0	1	1	0	0	1	0	1
1978	10	25	0	35	0	1	1	0	0	1	0	1
1979	9	23	0	32	0	0	0	0	0	0	0	0
1980	14	22	0	36	2	0	2	0	1	0	0	1
1981	8	27	0	35	0	1	1	0	1	0	0	1
1982	6	15	0	21	1	1	2	0	0	0	0	0
1983	17	15	0	32	0	1	1	0	0	1	0	1
1984	10	18	0	28	1	2	3	0	0	0	0	0
1985	19	22	0	41	1	1	2	0	0	0	0	0
1986	14	31	0	45	2	0	2	0	0	1	0	1
1987	20	21	0	41	0	0	0	1	0	0	0	1
1988	22	20	0	42	5	2	7	0	0	0	0	0
1989	12	17	0	29	2	4	6	0	1	0	0	1
1990	10	25	0	35	2	2	4	0	0	0	0	0
1991	18	16	0	34	2	0	2	0	0	0	0	0
1992	19	18	0	37	6	2	8	0	0	0	0	0
1993	8	18	0	26	2	0	2	0	0	0	0	0
1994	11	18	0	29	4	3	7	0	0	0	0	0
1995	10	33	0	43	2	2	4	1	0	0	0	1
1996	7	24	0	31	1	0	1	1	0	0	0	1
1997	14	26	0	40	0	2	2	0	0	0	0	0
1998	17	41	0	58	3	2	5	0	1	0	0	1
1999	13	32	0	45	1	0	1	1	2	0	0	3
2000	14	33	0	47	0	0	0	0	0	0	0	0
2001	10	23	0	33	1	1	2	0	0	0	0	0
2002	26	19	0	45	1	0	1	0	0	0	0	0
2003	15	32	0	47	4	0	4	0	0	0	0	0
2004	8	39	0	47	1	1	2	1	0	0	0	1
2005	10	18	0	28	3	0	3	1	1	0	0	2
2006	12	13	1	26	3	2	5	1	0	0	0	1
2007	22	12	0	34	6	2	8	0	1	0	0	1
2008	15	22	0	37	0	2	2	1	0	0	1	2
2009	19	34	0	53	0	1	1	0	2	0	0	2
2010	16	14	0	30	1	1	2	0	1	0	0	1
2011	18	20	0	38	0	0	0	0	1	0	0	1
2012	16	18	0	34	3	0	3	1	1	0	0	2
2013	23	18	0	41	0	1	1	1	2	0	0	3
2014	12	17	1	30	2	1	3	0	0	2	0	2
2015	18	14	0	32	2	1	3	1	2	0	0	3
2016	9	20	0	29	2	2	4	2	1	0	0	3
2017	15	25	0	40	1	0	1	0	0	0	0	0
2018	9	30	0	39	1	2	3	0	0	0	0	0
2019	19	26	0	45	1	1	2	0	0	0	0	0
2020	20	35	0	55	0	0	0	0	0	0	0	0
2021	10	34	0	44	2	0	1	0	2	0	0	2
2022	18	30	0	48	0	1	1	0	1	0	0	1

VIKINGS OPENING DAY RESULTS (ALL-TIME RECORD 35-26-1)

DATE	OPPONENT (ATTENDANCE)	RESULT	HEAD COACH	STARTING QB	FINAL RECORD
9/17/1961	vs. Chicago (32,236)	W, 37-13	Norm Van Brocklin	George Shaw	3-11
9/16/1962	at Green Bay (38,669)	L, 7-34	Norm Van Brocklin	Fran Tarkenton	2-11-1
9/15/1963	at San Francisco (30,781)	W, 24-20	Norm Van Brocklin	Fran Tarkenton	5-8-1
9/13/1964	vs. Baltimore Colts (35,563)	W, 34-24	Norm Van Brocklin	Fran Tarkenton	8-5-1
9/19/1965	at Baltimore Colts (56,562)	L, 16-35	Norm Van Brocklin	Fran Tarkenton	7-7
9/11/1966	at San Francisco (29,312)	T, 20-20	Norm Van Brocklin	Fran Tarkenton	4-9-1
9/17/1967	vs. San Francisco (39,638)	L, 21-27	Bud Grant	Ron VanderKelen	3-8-3
9/14/1968	vs. Atlanta (45,563)	W, 47-7	Bud Grant	Joe Kapp	8-6#6
9/21/1969	at NY Giants (62,900)	L, 23-24	Bud Grant	Gary Cuozzo	12-2#6
9/20/1970	vs. Kansas City (47,900)	W, 27-10	Bud Grant	Gary Cuozzo	12-2#6
9/20/1971	at Detroit (54,418)	W, 16-13	Bud Grant	Gary Cuozzo	11-3#6
9/18/1972	vs. Washington (47,900)	L, 21-24	Bud Grant	Fran Tarkenton	7-7
9/16/1973	vs. Oakland (46,619)	W, 24-16	Bud Grant	Fran Tarkenton	12-2#6
9/15/1974	at Green Bay (56,312)	W, 32-17	Bud Grant	Fran Tarkenton	10-4#6
9/21/1975	vs. San Francisco (48,418)	W, 27-17	Bud Grant	Fran Tarkenton	12-2#6
9/12/1976	at New Orleans (58,156)	W, 40-9	Bud Grant	Fran Tarkenton	11-2-1#6
9/18/1977	vs. Dallas (47,678)	L, 10-16 (OT)	Bud Grant	Fran Tarkenton	9-5#6
9/3/1978	at New Orleans (54,187)	L, 24-31	Bud Grant	Fran Tarkenton	8-7-1#6
9/2/1979	vs. San Francisco (46,539)	W, 28-22	Bud Grant	Tommy Kramer	7-9
9/7/1980	vs. Atlanta (44,733)	W, 24-23	Bud Grant	Tommy Kramer	9-7#6
9/5/1981	at Tampa Bay (66,287)	L, 13-21	Bud Grant	Steve Dils	7-9
9/12/1982	vs. Tampa Bay (58,440)	W, 17-10	Bud Grant	Tommy Kramer	5-4#
9/4/1983	at Cleveland (70,087)	W, 27-21	Bud Grant	Tommy Kramer	8-8
9/2/1984	vs. San Diego (57,276)	L, 13-42	Les Steckel	Tommy Kramer	3-13
9/8/1985	vs. San Francisco (57,375)	W, 28-21	Bud Grant	Tommy Kramer	7-9
9/7/1986	vs. Detroit (54,851)	L, 10-13	Jerry Burns	Tommy Kramer	9-7
9/13/1987	vs. Detroit (57,061)	W, 34-19	Jerry Burns	Wade Wilson	8-7#
9/4/1988	at Buffalo (76,783)	L, 10-13	Jerry Burns	Wade Wilson	11-5#
9/10/1989	vs. Houston (54,015)	W, 38-7	Jerry Burns	Wade Wilson	10-6#6
9/9/1990	at Kansas City (68,363)	L, 21-24	Jerry Burns	Wade Wilson	6-10
9/1/1991	at Chicago (64,112)	L, 6-10	Jerry Burns	Wade Wilson	8-8
9/6/1992	at Green Bay (58,617)	W, 23-20 (OT)	Dennis Green	Rich Gannon	11-5#6
9/5/1993	at LA Raiders (44,120)	L, 7-24	Dennis Green	Jim McMahon	9-7#
9/4/1994	at Green Bay (59,487)	L, 10-16	Dennis Green	Warren Moon	10-6#6
9/3/1995	at Chicago (63,036)	L, 14-31	Dennis Green	Warren Moon	8-8
9/1/1996	vs. Detroit (52,972)	W, 17-13	Dennis Green	Warren Moon	9-7#
8/31/1997	at Buffalo (79,139)	W, 34-13	Dennis Green	Brad Johnson	9-7#
9/6/1998	vs. Tampa Bay (62,538)	W, 31-7	Dennis Green	Brad Johnson	15-1#6
9/12/1999	at Atlanta (69,555)	W, 17-14	Dennis Green	Randall Cunningham	10-6#
9/3/2000	vs. Chicago (64,104)	W, 30-27	Dennis Green	Daunte Culpepper	11-5#6
9/9/2001	vs. Carolina (64,108)	L, 13-24	Dennis Green	Daunte Culpepper	5-11
9/8/2002	at Chicago (63,226) *	L, 23-27	Mike Tice	Daunte Culpepper	6-10
9/7/2003	at Green Bay (70,505)	W, 30-25	Mike Tice	Daunte Culpepper	9-7
9/12/2004	vs. Dallas (64,105)	W, 35-17	Mike Tice	Daunte Culpepper	8-8#
9/11/2005	vs. Tampa Bay (63,939)	L, 13-24	Mike Tice	Daunte Culpepper	9-7
9/11/2006	at Washington (90,608)	W, 19-16	Brad Childress	Brad Johnson	6-10
9/9/2007	vs. Atlanta (62,815)	W, 24-3	Brad Childress	Tarvaris Jackson	8-8
9/8/2008	at Green Bay (71,004)	L, 19-24	Brad Childress	Tarvaris Jackson	10-6#6
9/13/2009	at Cleveland (70,560)	W, 34-20	Brad Childress	Brett Favre	12-4#6
9/9/2010	at New Orleans (70,051)	L, 9-14	Brad Childress	Brett Favre	6-10
9/11/2011	at San Diego (66,716)	L, 17-24	Leslie Frazier	Donovan McNabb	3-13
9/9/2012	vs. Jacksonville (56,607)	W, 26-23 (OT)	Leslie Frazier	Christian Ponder	10-6#
9/8/2013	at Detroit (62,461)	L, 24-34	Leslie Frazier	Christian Ponder	5-10-1
9/7/2014	at St. Louis (55,919)	W, 34-6	Mike Zimmer	Matt Cassel	7-9
9/14/2015	at San Francisco (70,499)	L, 3-20	Mike Zimmer	Teddy Bridgewater	11-5#6
9/11/2016	at Tennessee (63,816)	W, 25-16	Mike Zimmer	Shaun Hill	8-8
9/11/2017	vs. New Orleans (66,606)	W, 29-19	Mike Zimmer	Sam Bradford	13-3#6
9/9/2018	vs. San Francisco (66,673)	W, 24-16	Mike Zimmer	Kirk Cousins	8-7-1
9/8/2019	vs. Atlanta (66,714)	W, 28-12	Mike Zimmer	Kirk Cousins	10-6#
9/13/2020	vs. Green Bay (0)	L, 34-43	Mike Zimmer	Kirk Cousins	7-9
9/12/2021	at Cincinnati (56,525)	L, 24-27 (OT)	Mike Zimmer	Kirk Cousins	8-9
9/11/2022	vs. Green Bay (66,959)	W, 23-7	Kevin O'Connell	Kirk Cousins	13-4#6

* at Champaign, Ill. | # Qualified for Playoffs | & Won Division

PASSING YARDS	
395	Tommy Kramer vs. Atl 9/7/80
361	Steve Dils at T.B., 9/5/81
351	Kirk Cousins at Cin., 9/12/21
PASSING TDs	
5	Daunte Culpepper vs. Dal., 9/12/04
4	Tommy Kramer vs. S.F., 9/2/79
4	Fran Tarkenton vs. Chi., 9/17/61
RUSHING YARDS	
180	Adrian Peterson at Cle., 9/13/09
169	Robert Smith at Buf., 8/31/97
140	Terry Allen at K.C., 9/9/90
RUSHING TDs	
3	Adrian Peterson at Cle., 9/13/09
3	Daunte Culpepper vs. Chi., 9/3/00
LONGEST RUNS	
78t	Robert Smith at Buf., 8/31/97
78t	Adrian Peterson at Det., 9/8/13
73	Dave Osborn vs. S.F., 9/17/67
RECEIVING YARDS	
184	Justin Jefferson vs. G.B., 9/11/22
160	Ahmad Rasha vs. Atl., 9/7/80
157	Adam Thielen vs. N.O., 9/11/17
152	Gene Washington at NYG, 9/21/69
152	Ahmad Rashad vs. S.F., 9/2/79

INTERCEPTIONS	
2	Larry Vargo at Bal., 9/19/65
2	Paul Krause vs. Was., 9/18/72
2	Jeff Siemon vs. Was., 9/18/72
2	Jeff Brady vs. Det., 9/1/96
2	Corey Chavous at G.B., 9/7/03
2	Anthony Harris vs. Atl., 9/8/19
LONGEST INTERCEPTION RETURNS	
88t	Darren Sharper vs. T.B., 9/11/05
81t	Harrison Smith at Stl., 9/7/14
77	Brian Williams at G.B., 9/7/03
77t	Eric Kendricks at Tenn., 9/11/16
LONGEST KICKOFF RETURNS	
103t	Percy Harvin at S.D., 9/11/11
71	Clinton Jones at NYG, 9/21/69
61	Cordarrelle Patterson at Tenn., 9/11/16
LONGEST PUNT RETURNS	
36	Darius Reynaud at Cle., 9/13/09
29	Leonard Willis at N.O., 9/12/76
27	Mewelde Moore at Was., 9/11/06
LONGEST FIELD GOALS	
56	Greg Joseph vs. G.B., 9/11/22
55	Blair Walsh vs. Jax., 9/9/12
53	Greg Joseph at Cin., 9/12/21
53	Paul Edinger vs. T.B., 9/11/05
LONGEST PUNTS	
77	Mike Mercer at G.B., 9/16/62
65	Randall Cunningham at Buf., 8/31/97

RECEIVING TDs	
4	Ahmad Rashad vs. S.F., 9/2/79
2	Rickey Young at N.O., 9/3/78
2	Herschel Walker at K.C., 9/9/90
2	Stefon Diggs vs. N.O., 9/11/17
2	Adam Thielen vs. G.B., 9/13/20
2	Adam Thielen at Cin., 9/12/21
2	Justin Jefferson vs. G.B., 9/11/22
PASS RECEPTIONS	
12	Rickey Young at N.O., 9/3/78
12	Ted Brown at T.B., 9/5/81
11	Ahmad Rashad vs. Atl., 9/7/80
LONGEST RECEPTIONS	
73t	Anthony Carter vs. Det., 9/13/87
66	Randy Moss vs. Chi., 9/3/00
64	Justin Jefferson vs. G.B., 9/11/22
COMBINED NET YARDS	
200	Herschel Walker at K.C., 9/9/90
198	Adrian Peterson at Cle., 9/13/09
193	Terry Allen at K.C., 9/9/90
QB SACKS	
3.0	Keith Millard vs. Hou., 9/10/89
2.0	Brian Robison vs. Atl., 9/9/07
2.0	John Randle at Buf., 8/31/97
2.0	Everson Griffen at StL., 9/7/14
2.0	Michael Pierce at Cin., 9/12/21
TOTAL TACKLES	
21	Ed McDaniel at G.B., 9/4/94
16	Jeff Siemon at N.O., 9/3/78
16	Husain Abdullah at S.D., 9/11/11

VIKINGS PLAYOFF LEADERS

ALL-TIME PLAYOFF LEADERS

PASSING (MIN. 100 ATTEMPTS)

Player	G	Att.	Cmp.	Pct.	Yds.	TD	Lg	Int	Rtg
1. Cunningham, R. (1997-99)	5	151	79	52.31	0369	66t	3	85.9	
2. Kapp, Joe (1967-69)	4	101	61	60.3	835	3	28	3	84.4
3. Culpepper, D. (1999-05)	4	134	73	54.5	980	8	68t	5	82.3
4. Wilson, Wade (1981-91)	6	185	99	53.51	3227	6	63	6	75.6
5. Tarkenton, Fran (1961-66, 72-78)	11	292	149	51.01	8031	57	17	58.6	

RUSHING

Player	G	Att.	Yds.	Avg.	Lg	TD
1. Foreman, Chuck (1973-79)	13	229	860	3.8	62	7
2. Smith, Robert (1993-00)	9	145	590	4.1	27	1
3. Peterson, Adrian (2007-16)	5	116	412	3.6	40t	5
4. Osborn, Dave (1965-75)	13	109	380	3.5	22	5
5. Reed, Oscar (1968-74)	9	56	229	4.1	46	0
6. Nelson, Darrin (1982-89, '91-92)	7	46	170	3.7	14	0
7. Brown, Ted (1979-86)	3	42	160	3.8	18t	3
8. Kapp, Joe (1967-69)	4	27	160	5.9	19	2
9. Hoard, Leroy (1996-99)	6	41	155	3.8	12	4
10. Brown, Bill (1962-74)	12	42	139	3.3	19	1

RECEIVING

Player	G	No.	Yds.	Avg.	Lg	TD
1. Carter, Cris (1990-01)	12	60	842	14.0	66t	8
2. Foreman, Chuck (1973-79)	13	45	447	9.9	57	0
3. Carter, Anthony (1985-93)	8	37	644	17.4	63	1
4. Moss, Randy (1998-04)	8	35	723	20.7	68t	9
5. Voigt, Stu (1970-80)	14	30	362	12.1	28	3
6. Jordan, Steve (1982-94)	11	26	343	13.2	36	1
7. Thielen, Adam (2014-22)	6	24	331	13.8	43	0
8. Henderson, John (1968-72)	6	23	309	13.4	46	0
9. Diggs, Stefon (2015-19)	5	22	279	12.7	61t	2
10t. Reed, Jake (1991-99, '01)	8	21	353	16.8	53	2
11t. Rashad, Ahmad (1976-82)	7	20	278	13.9	35	1
11t. Smith, Robert (1993-00)	9	20	153	7.7	32	1

PUNTING (MIN. 20 PUNTS)

Player	G	No.	Avg.	Lg	Blk
1. Kluge, Chris (2005-12)	4	22	45.2	61	0
2. Berger, Mitch (1996-01)	9	41	40.1	63	0
3. Clabo, Neil (1975-77)	4	41	38.6	52	0
4. Coleman, Greg (1978-87)	4	20	38.3	46	1
5. Eischeid, Mike (1972-74)	6	31	38.1	52	1

INTERCEPTIONS

Player	G	No.	Yds.	Avg.	Lg	TD
1. Bryant, Bobby (1967-80)	14	6	80	13.3	63t	1
2t. Browner, Joey (1983-91)	6	3	40	13.3	26	0
2t. Wright, Jeff (1971-77)	12	3	34	11.3	18	0
2t. Wright, Nate (1971-80)	12	3	26	8.7	26	0
2t. Turner, John (1979-83, 85, 87)	4	3	25	8.3	17	0
2t. Krause, Paul (1968-79)	19	3	14	4.7	14	0
2t. Griffith, Robert (1994-01)	8	3	46	15.3	31	0
8t. Rutland, Reggie (1987-92)	6	2	45	22.5	45t	1
8t. Hilgenberg, Wally (1968-79)	19	2	0	0.0	0	0
8t. Tate, Robert (1997-01)	5	2	5	2.5	4	0

PUNT RETURNS (MIN. 10 RETURNS)

Player	G	No.	Yds.	Avg.	Lg	TD
1. Carter, Anthony (1985-93)	8	17	259	15.2	84t	1

KICKOFF RETURNS (MIN. 10 RETURNS)

Player	G	No.	Yds.	Avg.	Lg	TD
1. Palmer, David (1994-00)	6	22	517	23.5	51	0
2. West, Charlie (1968-73)	8	18	387	21.5	51	0
3. Nelson, Darrin (1982-89, 91-92)	8	11	233	21.2	34	0

SCORING

Player	G	TD	PAT	FG	2pt	Tot
1. Cox, Fred (1963-77)	19	-	38	11	-	71
2. Moss, Randy (1998-04)	8	9	-	-	-	54
3. Carter, Cris (1990-01)	12	8	-	-	1	50
4. Anderson, Gary (1998-02)	6	-	17	9	-	44
5. Nelson, Chuck (1986-88)	5	-	13	10	-	43
6. Foreman, Chuck (1973-79)	13	6	-	-	-	36
7t. White, Sammy (1976-86)	9	5	-	-	-	30
7t. Gilliam, John (1972-75)	7	5	-	-	-	30
7t. Osborn, Dave (1965-75)	14	5	-	-	-	30
7t. Hoard, Leroy (1996-99)	7	5	-	-	-	30
7t. Peterson, Adrian (2007-16)	5	5	-	-	-	30

FIELD GOALS (MIN. 10 MADE)

Player	G	Att.	Made	Pct.	Lg
1. Nelson, Chuck (1986-88)	5	11	10	.909	47
2. Cox, Fred (1963-77)	19	18	11	.611	44

VIKINGS PLAYOFF BIG DAYS

100 YARDS RUSHING

140	Robert Smith vs. Dal., 1/9/00
124	Robert Smith vs. Ari., 1/10/99
122	Adrian Peterson @ N.O., 1/24/10
118	Chuck Foreman vs. LA Rams, 12/26/76
114	Chuck Foreman vs. StL., 12/21/74
108	Dave Osborn vs. Cle., 1/4/70
105	Chuck Foreman vs. Was., 12/18/76
101	Brent McClanahan vs. Was., 12/18/76
	Chuck Foreman @ LA Rams, 12/26/77

250 YARDS PASSING

424	Jeff George @ StL., 1/16/00
331	Randall Cunningham @ S.F., 1/3/98
318	Case Keenum vs. N.O., 1/14/18
316	Daunte Culpepper @ Phi., 1/16/05
310	Brett Favre @ N.O., 1/24/10
302	Daunte Culpepper vs. N.O., 1/6/01
298	Wade Wilson @ S.F., 1/9/88
292	Warren Moon vs. Chi., 1/1/95
287	Joe Kapp @ Balt., 12/22/68
284	Daunte Culpepper @ G.B., 1/9/05
273	Kirk Cousins vs. NYG, 1/15/23
271	Case Keenum @ Phil., 1/21/18
266	Randall Cunningham vs. Atl., 1/17/99
255	Wade Wilson @ S.F., 1/1/89
253	Tommy Kramer vs. Atl., 1/9/83
253	Wade Wilson vs. LA Rams, 12/26/88
252	Tommy Kramer @ Was., 1/15/83

VIKINGS PLAYOFF LEADERS

100 YARDS RECEIVING

227	Anthony Carter @ S.F., 1/9/88
188	Randy Moss @ Stl., 1/16/00
159	Amp Lee vs. Chi., 1/1/95
149	Steve Jordan @ S.F., 1/6/90
141	Sidney Rice vs. Dal., 1/17/10
137	Stefon Diggs vs. N.O., 1/14/18
129	Adam Thielen @ N.O., 1/5/20
	T.J. Hockenson vs. NYG, 1/15/23
127	Randy Moss vs. Dal., 1/9/00
121	Randy Moss vs. N.O., 1/6/01
120	Gene Washington vs. Cle., 1/4/70
	Cris Carter, vs. N.O., 1/6/01
119	Marcus Robinson @ Phi., 1/19/05
114	Jake Reed @ S.F., 1/3/98
111	John Henderson vs. K.C., 1/11/70
	Cris Carter @ Stl., 1/16/00
102	Anthony Carter vs. LA Rams, 12/26/88
	Bernard Berrian @ N.O., 1/24/10

VIKINGS INDIVIDUAL PLAYOFF RECORDS

COACHES

PLAYOFF SEASONS

12	Bud Grant, 1968-71, 73-78, 80, 82
8	Dennis Green, 1992-94, 96-00
3	Mike Zimmer, 2015, '17, '19
	Jerry Burns, 1987-89
2	Brad Childress, 2008-09

CONSECUTIVE PLAYOFF SEASONS

6	Bud Grant, 1973-78
5	Dennis Green, 1996-00
4	Bud Grant, 1968-71
3	Dennis Green, 1992-94
	Jerry Burns, 1987-89
2	Brad Childress, 2008-09

PLAYOFF WINS

10	Bud Grant (10-12)
4	Dennis Green (4-8)
3	Jerry Burns (3-3)
2	Mike Zimmer (2-3)

SERVICE

MOST SEASONS

11	Ron Yary, 1968-71, 1973-78, 80
10	Carl Eller, 1968-71, 1973-78
	Wally Hilgenberg, 1968-71, 1973-78
	Paul Krause, 1968-71, 1973-78
	Jim Marshall, 1968-71, 1973-78
	Mick Tingelhoff, 1968-71, 1973-78

MOST GAMES PLAYED

20	Ron Yary, 1968-81
19	Carl Eller, 1964-78
	Wally Hilgenberg, 1968-79
	Paul Krause, 1968-79
	Jim Marshall, 1968-79
	Mick Tingelhoff, 1968-78

MOST CONSECUTIVE GAMES PLAYED

20	Ron Yary, 1968-80
19	Wally Hilgenberg, 1968-78
	Jim Marshall, 1968-78
	Mick Tingelhoff, 1968-78
18	Carl Eller, 1968-78
	Paul Krause, 1968-78

MOST GAMES STARTED

19	Jim Marshall, 1968-79
	Mick Tingelhoff, 1968-78
	Carl Eller, 1968-78
	Paul Krause, 1968-79

MOST CONSECUTIVE GAMES STARTED

19	Carl Eller, 1968-78
	Jim Marshall, 1968-79
	Mick Tingelhoff, 1968-78
	Paul Krause, 1968-79

SCORING

TOTAL POINTS

18	Adrian Peterson @ N.O., 1/24/10
	Sidney Rice vs. Dal., 1/17/10
	Leroy Hoard vs. Ari., 1/10/99
	Chuck Nelson @ S.F., 1/9/88

TOUCHDOWNS

3	Adrian Peterson @ N.O., 1/24/10 (3 rush)
---	------------------------------------------

	Sidney Rice vs. Dal., 1/17/10 (3 pass)
	Leroy Hoard vs. Ari., 1/10/99 (2 rush, 1 pass)

RETURN TOUCHDOWNS

1	Paul Krause vs. S.F., 12/27/70 (22t FR)
	Bobby Bryant vs. Dall., 12/30/73 (63t INT)
	Nate Wright vs. St. L., 12/21/74 (20t FR)
	Terry Brown vs. Pitt., 1/12/75 (0t BP)
	Bobby Bryant vs. LA R, 12/26/76 (90t BFG)
	Anthony Carter vs. N.O., 1/3/88 (84t PR)
	Reggie Rutland vs. S.F., 1/9/88 (45t INT)

SAFETIES

1	Carl Eller vs. LA Rams, 12/27/69
	Alan Page vs. Dall., 12/25/71
	Team vs. Phil., 1/3/81

FIELD GOALS MADE

5	Chuck Nelson @ S.F., 1/9/88
3	Rick Danmeier vs. Atl., 1/9/83
	Chuck Nelson @ N.O., 1/3/88
	Eddie Murray @ NYG, 12/27/97
	Blair Walsh vs. Sea., 1/10/16

LONGEST FIELD GOAL

53	Kai Forbath vs. N.O., 1/14/18
52	Fuad Reveiz @ NYG, 1/9/94
49	Kai Forbath vs. N.O., 1/14/18

FIELD GOALS ATTEMPTED

5	Chuck Nelson @ S.F., 1/9/88 (5 FG)
---	------------------------------------

EXTRA POINTS ATTEMPTED-MADE

5-5	Fred Cox vs. Wash., 12/18/76
	Chuck Nelson @ N.O., 1/3/88
	Gary Anderson vs. Ari., 1/10/99

RUSHING

YARDS

140	Robert Smith vs. Dal., 1/9/00
124	Robert Smith vs. Ari., 1/10/99
122	Adrian Peterson @ N.O., 1/24/10

RUSHING ATTEMPTS

31	Chuck Foreman @ LA Rams, 12/26/77
28	Robert Smith vs. Dall., 1/9/00
	Dalvin Cook @ N.O., 1/5/20

TOUCHDOWNS RUSHING

3	Adrian Peterson @ N.O., 1/24/10
2	Dave Osborn vs. LA Rams, 12/27/69
	Chuck Foreman vs. Was., 12/18/76
	Alfred Anderson vs. LA Rams, 12/26/88
	Leroy Hoard vs. Ari., 1/10/99
	Adrian Peterson vs. Phi., 1/4/09
	Dalvin Cook @ N.O., 1/5/20

RUSHING AVERAGE (MIN. 10 ATTEMPTS)

7.9	Chuck Foreman vs. LA Rams, 12/26/76 (15-118)
6.5	Robert Smith vs. Ari., 1/10/99 (19-124)
6.0	Dave Osborn vs. Cle., 1/4/70 (18-108)

LONGEST RUN

62	Chuck Foreman vs. LA Rams, 12/26/76
46	Oscar Reed vs. Was., 12/22/73
41	Brent McClanahan vs. Was., 12/18/76
40t	Adrian Peterson vs. Phi., 1/4/09 (td)
30t	Chuck Foreman vs. Was., 12/18/76 (td)
30	Daunte Culpepper vs. N.O., 1/6/01

PASSING

PASSING YARDS

424	Jeff George @ Stl., 1/16/00
331	Randall Cunningham @ S.F., 1/3/98
318	Case Keenum vs. N.O., 1/14/18
316	Daunte Culpepper @ Phi., 1/16/05
310	Brett Favre @ N.O., 1/24/10
302	Daunte Culpepper vs. N.O., 1/6/01

PASS ATTEMPTS

52	Warren Moon vs. Chi., 1/1/95
48	Randall Cunningham vs. Atl., 1/17/99

PASS COMPLETIONS

31	Kirk Cousins vs. NYG, 1/15/23
29	Warren Moon vs. Chi., 1/1/95
	Randall Cunningham vs. Atl., 1/17/99
	Jeff George @ Stl., 1/16/00

TOUCHDOWN PASSES

4	Jeff George @ Stl., 1/16/00
	Daunte Culpepper @ G.B., 1/9/05
	Brett Favre vs. Dal., 1/17/10
3	Fran Tarkenton vs. Was., 12/18/76
	Randall Cunningham @ S.F., 1/3/98
	Randall Cunningham vs. Ari., 1/10/99
	Jeff George vs. Dal., 1/9/00
	Daunte Culpepper vs. N.O., 1/6/01

LOWEST INTERCEPTION PERCENTAGE (ATTEMPTS)

0.0	Randall Cunningham vs. Atl., 1/17/99 (48)
	Tommy Kramer @ Wash., 1/15/83 (39)
	Kirk Cousins @ N.O., 1/5/20 (31)

PASSES HAD INTERCEPTED

5	Tommy Kramer @ Phi., 1/3/81
---	-----------------------------

COMPLETION PERCENTAGE (MIN. 20 ATTEMPTS)

72.4	Kirk Cousins @ S.F., 1/11/20 (21-29)
70.8	Teddy Bridgewater vs. Sea., 1/10/16 (17-24)
65.5	Daunte Culpepper @ G.B., 1/9/05 (19-29)

PASSER RATING (MIN. 20 ATTEMPTS)

137.1	Daunte Culpepper @ G.B., 1/9/05
134.4	Brett Favre vs. Dall., 1/17/10
120.6	Wade Wilson @ N.O., 1/3/88
	Daunte Culpepper vs. N.O., 1/6/01

LONGEST COMPLETION

75	Joe Kapp to Gene Washington vs. Cle., 1/4/70, (td)
68	Daunte Culpepper to Randy Moss vs. N.O., 1/6/01 (td)
	Daunte Culpepper to Moe Williams @ G.B., 1/9/05 (td)
66	Randall Cunningham to Cris Carter @ S.F., 1/3/98

MOST TIMES SACKED

8	Wade Wilson @ Was., 1/17/88
---	-----------------------------

VIKINGS INDIVIDUAL PLAYOFF RECORDS

PASS RECEIVING

RECEPTIONS

11	Amp Lee vs. Chi., 1/1/95
	Jerick McKinnon @ Phil., 1/21/18
10	Anthony Carter @ S.F., 1/9/88
	T.J. Hockenson vs. NYG, 1/15/23
9	Steve Jordan @ S.F., 1/6/90
	Randy Moss @ St. L., 1/16/00
	Bernard Berrian @ N.O., 1/24/10

RECEIVING YARDS

227	Anthony Carter @ S.F., 1/9/88
188	Randy Moss @ StL., 1/16/00
159	Amp Lee vs. Chi., 1/1/95
149	Steve Jordan @ S.F., 1/6/90
141	Sidney Rice vs. Dall., 1/17/10

TOUCHDOWNS RECEIVING

3	Sidney Rice vs. Dal., 1/17/10
2	John Gilliam vs. Was., 12/22/73
	John Gilliam vs. StL., 12/21/74
	Sammy White vs. Was., 12/18/76
	Cris Carter @ S.F., 1/3/98
	Randy Moss @ StL., 1/16/00
	Randy Moss vs. N.O., 1/6/01
	Randy Moss @ G.B., 1/9/05

RUSHING-RECEIVING

YARDS

257	Anthony Carter @ S.F., 1/9/88, (ru-30, re-227)
199	Chuck Foreman @ LA Rams, 12/26/77, (ru-118, re-81)
198	Robert Smith vs. Dal., 1/9/00, (ru-140, re-58)

COMBINED YARDAGE

YARDS

278	Anthony Carter @ S.F., 1/9/88 (ru-30, re-227, rt-21)
222	Anthony Carter @ N.O., 1/3/88 (ru-0, re-79, rt-143)

PUNTING

PUNTS

10	Bucky Scribner @ Was., 1/17/88
----	--------------------------------

PUNT AVERAGE (MIN. 4 PUNTS)

50.8	Mitch Berger vs. Atl., 1/17/99 (4-203)
49.7	Britton Colquitt @ N.O., 1/5/20 (6-298)

LONGEST PUNT

63	Mitch Berger vs. Atl., 1/17/99
61	3 times, last Britton Colquitt @ S.F., 1/11/20

PUNT RETURNS

PUNT RETURNS

6	Anthony Carter @ N.O., 1/3/88
5	Rufus Bess vs. Atl., 1/9/83

PUNT RETURN YARDAGE

143	Anthony Carter @ N.O., 1/3/88
65	Rufus Bess vs. Atl., 1/9/83

LONGEST PUNT RETURN

84	Anthony Carter @ N.O., 1/3/88 (td)
26	Anthony Carter @ Was., 1/17/88

PUNT RETURN AVERAGE (3 RETURNS)

23.8	Anthony Carter @ N.O., 1/3/88, (6-143)
14.3	Anthony Carter @ Wash., 1/17/88, (4-57)

FAIR CATCHES

5	Bobby Bryant vs. S.F., 12/27/70
	Marcus Sherels @ G.B., 1/5/13

KICKOFF RETURNS

KICKOFF RETURNS

7	Robert Tate @ StL., 1/16/00
---	-----------------------------

KICKOFF RETURN YARDAGE

151	Robert Tate @ StL., 1/16/00
148	Ameer Abdulllah @ S.F., 1/11/20

LONGEST KICKOFF RETURN

61	Clinton Jones vs. Dal., 12/25/71
58	Robert Smith vs. Chi., 1/1/95

KICKOFF RETURN AVERAGE (3 RETURNS)

29.6	Ameer Abdulllah @ S.F., 1/11/20, (5-148)
------	------------------------------------------

BLOCKED KICKS

CAREER

3	Matt Blair, 1974-82
2	Carl Eller, 1968-78

GAME

1	Carl Eller vs. S.F., 12/27/70 (FG)
	Matt Blair vs. Pitt., (SB IX) 1/12/75 (Punt)
	Nate Allen vs. LA Rams, 12/26/76 (FG)
	Matt Blair vs. LA Rams, 12/26/76 (Punt)
	Fred McNeill vs. Oak., (SB XI) 1/9/77 (Punt)
	Carl Eller @ Dallas, 1/1/78 (PAT)
	Scott Studwell @ LA Rams, 12/31/78 (Punt)
	Matt Blair @ Phil., 1/3/81 (FG)

INTERCEPTIONS

INTERCEPTIONS

2	Bobby Bryant @ Dal., 12/30/73
	Bobby Bryant vs. LA Rams, 12/26/76
	John Turner vs. Atl., 1/9/83
	Joey Browner vs. LA Rams, 12/26/88
	Robert Griffith vs. Ari., 1/10/99

INTERCEPTION RETURN YARDAGE

63	Bobby Bryant @ Dal., 12/30/73
46	Robert Griffith vs. Ariz., 1/10/99

LONGEST INTERCEPTION RETURN

63t	Bobby Bryant @ Dal., 12/30/73
45t	Reggie Rutland @ S.F., 1/9/88
31	Robert Griffith vs. Ariz., 1/10/99
30	Steve Freeman @ N.O., 1/3/88
	Anthony Harris @ N.O., 1/5/20

PASSES DEFENSED

CAREER

12	Bobby Bryant
11	Carl Lee
8	Paul Krause

SEASON

6	Jackie Wallace, 1974
	Corey Fuller, 1998
	Bobby Bryant, 1976

GAME

5	Carl Lee vs. LA Rams, 12/26/88
4	Corey Fuller vs. Atl., 1/1/99
	Jackie Wallace vs. Pitt. (SB IX), 1/12/75

FUMBLE RECOVERIES

GAME

2	Paul Krause vs. S.F., 12/27/70
	Gary Larsen @ Dall., 12/20/73
	Matt Blair vs. LA Rams, 12/26/76

LONGEST FUMBLE RETURN (ALL TDS)

22	Paul Krause vs. S.F., 12/27/70
20	Nate Wright vs. StL., 12/21/74

TACKLES

CAREER TOTAL (SOLOS AND ASSISTS)

129	Jeff Siemon
123	Wally Hilgenberg
112	Alan Page

SEASON TOTAL (SOLOS AND ASSISTS)

34	Jeff Siemon, 1974
32	Joey Browner, 1987
28	Roy Winston, 1969
	Jeff Siemon, 1976

GAME TOTAL (SOLOS AND ASSISTS)

17	Jeff Siemon vs. Oak., 1/9/77
16	Wally Hilgenberg vs. Dal., 12/28/75
	Jeff Siemon @ Phi., 1/3/81

SPECIAL TEAMS TACKLES

CAREER (SOLOS AND ASSISTS)

10	Harold Morrow
9	Moe Williams
	Ray Berry

SEASON (SOLOS AND ASSISTS)

8	Lemanski Hall, 2000
6	Ray Berry, 1987

GAME (SOLOS AND ASSISTS)

5	Lemanski Hall vs. N.O., 1/6/01
4	Nate Allen vs. Wash., 12/18/76
3	Jim Nelson vs. N.O., 1/6/01
	Lemanski Hall @ NYG, 1/14/01

SACKS

CAREER

10.5	Carl Eller (1964-78)
8.5	Alan Page (1967-78)
7.5	Jim Marshall (1961-79)
4.5	Everson Griffen (2010-19)

SEASON

4.0	Ray Edwards, 2009
3.0	Bob Lurtsema, 1974
	Carl Eller, 1975
	Chris Doleman, 1987

VIKINGS INDIVIDUAL PLAYOFF RECORDS

GAME

3.0 Carl Eller vs. Dal., 12/28/75
2.0 Ray Edwards vs. Dal., 1/17/10
Carl Eller vs. LA Rams, 12/27/69
Alan Page vs. Dal., 12/25/71
Carl Eller vs. LA Rams, 12/26/76
Jim Marshall @ Dal., 1/1/78
Chris Doleman @ S.F., 1/9/88
Jason Fisk vs. Atl., 1/17/99
Jared Allen vs. Phi., 1/4/09

VIKINGS TEAM PLAYOFF RECORDS

SCORING

MOST POINTS

44 @ N.O., 1/3/88, 44-10 W

FEWEST POINTS

0 @ NYG, 1/14/01, 0-41 L

OPPONENT/MOST POINTS

49 @ Stl., 1/16/00, 37-49 L

OPPONENT/FEWEST POINTS

3 Dal., 1/27/10, 34-3 W

MOST DECISIVE WIN

34 @ N.O., 1/3/88, 44-10

MOST DECISIVE LOSS

41 @ NYG, 1/14/01, 0-41

MOST POINTS COMBINED

86 @ Stl., 1/16/00, 37-49 L

62 vs. Ari., 1/10/99, 41-21 W

MOST POINTS OVERCOME TO WIN GAME

16 @ NYG, 12/27/97, 23-22 W

10 vs. LA Rams, 12/27/69, 23-20 W

8 vs. Atl., 1/9/83, 30-24 W

FIRST DOWNS

MOST FIRST DOWNS

31 @ N.O., 1/24/10

28 @ N.O., 1/3/88

FEWEST FIRST DOWNS

7 @ S.F., 1/11/20

9 vs. Pit., 1/12/75

@ NYG, 1/14/01

MOST FIRST DOWNS, OPPONENT

31 @ S.F., 1/3/98

@ NYG, 1/14/01

FEWEST FIRST DOWNS, OPPONENT

9 @ Dal., 12/30/73

@ N.O., 1/3/88

@ NYG, 1/14/01

MOST FIRST DOWNS, RUSHING

14 @ Dal., 12/30/73

@ N.O., 1/3/88

MOST FIRST DOWNS, RUSHING, OPPONENT

16 @ Dal., 12/28/96

MOST FIRST DOWNS, PASSING

20 @ Stl., 1/16/00

19 vs. Atl., 1/17/99

MOST FIRST DOWNS, PASSING, OPPONENT

19 @ NYG, 1/14/01

MOST FIRST DOWNS, PENALTY

5 vs. N.O., 1/14/18

4 vs. Atl., 1/9/83

@ N.O., 1/24/10

vs. Sea., 1/10/16

MOST FIRST DOWNS, PENALTY, OPPONENT

5 @ S.F., 1/3/98

vs. Ari., 1/10/99

FEWEST FIRST DOWNS, RUSHING

0 @ S.F., 1/11/20

2 vs. K.C., 1/11/70

vs. Oak., 1/9/77

@ LA Rams, 12/31/78

@ S.F., 1/3/98

@ NYG, 1/14/01

FEWEST FIRST DOWNS, RUSHING, OPPONENT

0 @ N.O., 1/3/88

FEWEST FIRST DOWNS, PASSING

4 vs. Pit., 1/12/75

@ LA Rams, 12/26/77

vs. Was., 1/2/93

FEWEST FIRST DOWNS, PASSING, OPPONENT

4 vs. Mia., 1/13/74

@ Was., 1/17/88

TOTAL YARDS

MOST NET YARDS GAINED

476 @ Stl., 1/16/00

475 @ N.O., 1/24/10

429 vs. N.O., 1/6/01

FEWEST NET YARDS GAINED

114 @ NYG, 1/14/01

123 vs. Pit., 1/12/75

MOST NET YARDS GAINED, OPPONENT

518 @ NYG, 1/14/01

FEWEST NET YARDS GAINED, OPPONENT

149 @ N.O., 1/3/88

RUSHING

MOST YARDS RUSHING

222 vs. Cle., 1/4/70

210 @ N.O., 1/3/88

FEWEST YARDS RUSHING

21 vs. Pit., 1/12/75

@ S.F., 1/11/20

MOST YARDS RUSHING, OPPONENT

255 @ Dal., 12/28/96

FEWEST YARDS RUSHING, OPPONENT

31 @ Stl., 1/16/00

50 @ Bal., 12/22/68

PASSING

MOST NET YARDS PASSING

389 @ Stl., 1/16/00

340 vs. Chi., 1/1/95

FEWEST NET YARDS PASSING

45 @ LA Rams, 12/26/77

MOST NET YARDS PASSING, OPPONENT

380 @ NYG, 1/14/01

FEWEST NET YARDS PASSING, OPPONENT

63 @ Dal., 12/30/73

vs. Mia., 1/13/74

MOST PASS ATTEMPTS

61 vs. Chi., 1/1/95

50 @ Stl., 1/16/00

FEWEST PASS ATTEMPTS

10 @ LA Rams, 12/26/77

13 vs. Cle., 1/4/70

MOST PASS ATTEMPTS, OPPONENT

48 vs. N.O., 1/6/01

45 vs. LA Rams, 12/26/88

FEWEST PASS ATTEMPTS, OPPONENT

7 vs. Mia., 1/13/74

MOST PASS COMPLETIONS

33 vs. Chi., 1/1/95

29 vs. Atl., 1/17/99

@ Stl., 1/16/00

FEWEST PASS COMPLETIONS

5 @ LA Rams, 12/26/77

6 vs. Was., 1/2/93

MOST COMPLETIONS, OPPONENT

30 vs. N.O., 1/6/01

29 @ NYG, 1/14/01

FEWEST COMPLETIONS, OPPONENT

6 vs. Mia., 1/13/74

MOST QB SACKS

6 vs. Mia., 1/13/74

MOST QB SACKS, OPPONENT

8 @ Was., 1/17/88

INTERCEPTIONS

MOST PASSES INTERCEPTED

4 @ Dal., 12/30/73

@ N.O., 1/3/88

@ G.B., 1/9/05

MOST PASSES INTERCEPTED, OPPONENT

5 @ Phi., 1/3/81

PENALTIES

MOST PENALTIES

11 vs. Chi., 1/1/95

FEWEST PENALTIES

1 vs. S.F., 12/27/70

@ S.F., 1/11/20

MOST PENALTIES, OPPONENT

13 vs. Ari., 1/10/99

FEWEST PENALTIES, OPPONENT

0 vs. Was., 12/22/73

MOST YARDS PENALIZED

108 @ Phi., 1/16/05

FEWEST YARDS PENALIZED

5 vs. S.F., 12/27/70

MOST YARDS PENALIZED, OPPONENT

107 vs. Pit., 1/12/75

VIKINGS TEAM PLAYOFF RECORDS

PUNTING

MOST PUNTS

10 @ Was., 1/17/88

FEWEST PUNTS

1 vs. Ari., 1/10/99

MOST PUNTS, OPPONENT

8 vs. S.F., 12/27/70

@ Dal., 1/1/78

@ Was., 1/17/88

@ G.B., 1/5/13

FEWEST PUNTS, OPPONENT

1 @ Dal., 12/28/96

@ NYG, 1/14/01

HIGHEST AVERAGE (4 PUNTS)

50.8 vs. Atl., 1/17/99

HIGHEST AVERAGE (4 PUNTS), OPPONENT

51.3 @ N.O., 1/24/10

PUNT RETURNS

MOST PUNT RETURNS

6 @ N.O., 1/3/88

MOST PUNT RETURN YARDS

143 @ N.O., 1/3/88

MOST PUNT RETURNS, OPPONENT

7 vs. LA Rams, 12/26/76

MOST PUNT RETURN YARDS, OPPONENT

109 vs. Phi., 1/4/09

KICKOFF RETURNS

MOST KICKOFF RETURNS

8 @ Dal., 12/28/96

@ Stl., 1/16/00

@ NYG, 1/14/01

MOST KICKOFF RETURN YARDS

174 @ Stl., 1/16/00

MOST KICKOFF RETURNS, OPPONENT

8 @ Was., 1/9/88

MOST KICKOFF RETURN YARDS, OPPONENT

183 @ N.O., 1/24/10

FUMBLES

MOST FUMBLES

6 @ N.O., 1/24/10

MOST FUMBLES LOST

4 @ Dal., 12/28/96

MOST FUMBLES, OPPONENT

5 vs. S.F., 12/27/70

MOST FUMBLES LOST, OPPONENT

3 vs. S.F., 12/27/70

vs. LA Rams, 12/29/74

PLAYOFF RESULTS

1968 (8-6 Regular Season, NFL Central Champions)

Western Conference Championship
at Baltimore (60,238) 12/22/68.....14-24 L

1969 (12-2 Regular Season, NFL Central Champions)

Western Conference Championship
vs. L.A. Rams (47,900) 12/27/6923-20 W
NFL Championship
vs. Cleveland (47,900)1/4/70..... 27-7 W
Super Bowl IV (New Orleans, LA)
vs. Kansas City (80,562) 1/11/70..... 7-23 L

1970 (12-2 Regular Season, NFC Central Champions)

NFC Divisional Playoffs
vs. San Francisco (46,050) 12/27/70..... 14-17 L

1971 (11-3 Regular Season, NFC Central Champions)

NFC Divisional Playoffs
vs. Dallas (49,100)12/25/71.....12-20 L

1973 (12-2 Regular Season, NFC Central Champions)

NFC Divisional Playoffs
vs. Washington (46,409) 12/22/7327-20 W
NFL Championship Game
at Dallas (60,272)12/30/73..... 27-10 W
Super Bowl VIII (Houston, TX)
vs. Miami (68,142) 1/13/74..... 7-24 L

1974 (10-4 Regular Season, NFC Central Champions)

NFC Divisional Playoffs
vs. St. Louis (44,626) . 12/21/74.....30-14 W
NFL Championship Game
vs. L.A. Rams (47,404) 12/29/74..... 14-10 W
Super Bowl IX (New Orleans, LA)
vs. Pittsburgh (80,997) .1/12/75.....6-16 L

1975 (12-2 Regular Season, NFC Central Champions)

NFC Divisional Playoffs
vs. Dallas (46,425)12/28/75..... 14-17 L

1976 (11-2-1 Regular Season, NFC Central Champions)

NFC Divisional Playoffs
vs. Washington (47,221) 12/18/76.....35-20 W
NFL Championship Game
vs. L.A. Rams (47,191) 12/26/76..... 24-13 W
Super Bowl XI (Pasadena, CA)
vs. Oakland (103,438) 1/9/77.....14-32 L

1977 (9-5 Regular Season, NFC Central Champions)

NFC Divisional Playoffs
at L.A. Rams (62,538) 12/26/77..... 14-7 W
NFL Championship Game
at Dallas (61,968) 1/1/78..... 6-23 L

1978 (8-7-1 Regular Season, NFC Central Champions)

NFC Divisional Playoffs
at L.A. Rams (69,631) 12/31/78..... 10-34 L

1980 (9-7 Regular Season, NFC Central Champions)

NFC Divisional Playoffs
at Philadelphia (68,434) 1/3/81..... 16-31 L

1982 (5-4 Regular Season, Strike-Shortened Season)

NFC First-Round Playoffs.....
vs. Atlanta (60,560) 1/9/83..... 30-24 W
NFL Second-Round Playoffs
at Washington (54, 593) 1/15/83.....7-21 L

1987 (8-7 Regular Season, NFC Central Runner-Up)

NFC First-Round Playoffs
at New Orleans (68,127) 1/3/88.....44-10 W
NFL Divisional Playoffs
at San Francisco (62,547) 1/9/8836-24 W
NFL Championship Game
at Washington (55,212) 1/17/88..... 10-17 L

1988 (11-5 Regular Season, NFC Central Runner-Up)

NFC First-Round Playoffs
vs. L.A. Rams (57,666) 12/26/88 28-17 W
NFL Divisional Playoffs
at San Francisco (61,848) 1/1/89 9-34 L

1989 (10-6 Regular Season, NFC Central Champions)

NFC Divisional Playoffs
at San Francisco (64,585) 1/6/90 13-41 L

1992 (11-5 Regular Season, NFC Central Champions)

NFC First-Round Playoffs
vs. Washington (57,353) 1/2/93..... 7-24 L

1993 (9-7 Regular Season, NFC Central Runner-Up)

NFC First-Round Playoffs
at N.Y. Giants (75,089) . 1/9/94..... 10-17 L

1994 (10-6 Regular Season, NFC Central Champions)

NFC First-Round Playoffs
vs. Chicago (60,347) 1/1/95.....18-35 L

1996 (9-7 Regular Season, NFC Central runner-up)

NFC First-Round Playoffs
at Dallas (64,682)12/28/96..... 15-40 L

1997 (9-7 Regular Season, NFC Central Fourth place)

NFC First-Round Playoffs
at N.Y. Giants (77,710) 12/27/97.....23-22 W
NFL Divisional Playoffs
at San Francisco (65,018) 1/3/98..... 22-38 L

1998 (15-1 Regular Season, NFC Central Champions)

NFC Divisional Playoffs
vs. Arizona (63, 760) 1/10/99.....41-21 W
NFL Championship
vs. Atlanta (64,060) 1/17/99....27-30 L (OT)

1999 (10-6 Regular Season, NFC Central Runner-Up)

NFC First-Round Playoffs
vs. Dallas (64,056) 1/9/00..... 27-10 W
NFL Divisional Playoffs
at St. Louis (66,194) 1/16/00..... 37-49 L

2000 (11-5 Regular Season, NFC Central Champions)

NFC Divisional Playoffs
vs. New Orleans (63,881) 1/6/01..... 34-16 W
NFL Championship
at NY Giants (79,310) 1/14/01..... 0-41 L

2004 (8-8 Regular Season, NFC North Runner-Up)

NFC First-Round Playoffs
at Green Bay (71,075) 1/9/05..... 31-17 W
NFL Divisional Playoffs
at Philadelphia (67,222) 1/16/05..... 14-27 L

2008 (10-6 Regular Season, NFC North Champions)

NFC First-Round Playoffs
vs. Philadelphia (61,746) 1/4/09.....14-26 L

2009 (12-4 Regular Season, NFC North Champions)

NFC Divisional Playoffs
vs. Dallas (63,547).....1/17/10.....34-3 W
NFL Championship
at New Orleans (71,276) 1/24/10.... 28-31 L (OT)

2012 (10-6 Regular Season, NFC North Runner-Up)

NFC First-Round Playoffs
at Green Bay (71,548)..... 1/5/13..... 10-24 L

2015 (11-5 Regular Season, NFC North Champions)

NFC First-Round Playoffs
vs. Seattle (52,090)1/10/16..... 9-10 L

2017 (13-3 Regular Season, NFC North Champions)

NFC Divisional Playoffs
vs. New Orleans (66,612)1/14/18.....29-24 W
NFL Championship
at Philadelphia (69,596) 1/21/18..... 7-38 L

2019 (10-6 Regular Season, NFC North Runner-Up)

NFC First-Round Playoffs
at New Orleans (73,308) 1/5/20..26-20 W (OT)
NFL Divisional Playoffs
at San Francisco (71,649)1/11/2010-27 L

2022 (13-4 Regular Season, NFC North Champions)

NFC First-Round Playoffs
vs. NY Giants (66,721) ... 1/15/23.....24-31 L

THE LAST TIME - PLAYOFFS

BY VIKINGS		BY OPPONENT
* Never Has Happened *	500 YARDS PASSING	* Never Has Happened *
48 att., Case Keenum @ Philadelphia, 01/21/18	40+ PASS ATTEMPTS	40 att., Drew Brees vs. New Orleans, 01/14/18
50 att., Jeff George @ St. Louis, 01/16/00	50+ PASS ATTEMPTS	* Never Has Happened *
423 yards, Jeff George @ St. Louis, 01/16/00	400 YARDS PASSING	* Never Has Happened *
318 yards, Case Keenum vs. New Orleans, 01/14/18	300 YARDS PASSING	301 yards, Daniel Jones vs. N.Y. Giants, 01/15/23
* Never Has Happened *	SIX TOUCHDOWN PASSES	* Never Has Happened *
* Never Has Happened *	SEVEN TOUCHDOWN PASSES	* Never Has Happened *
* Never Has Happened *	FIVE+ TOUCHDOWN PASSES	5 tds, Kerry Collins @ N.Y. Giants, 01/14/01
* Never Has Happened *	FIVE TOUCHDOWN PASSES	5 tds, Kerry Collins @ N.Y. Giants, 01/14/01
4 tds, Brett Favre: (47, 16, 45, 11) vs. Dallas, 01/17/10	FOUR TOUCHDOWN PASSES	* Never Has Happened *
3 tds, Daunte Culpepper vs. New Orleans, 01/06/01	THREE TOUCHDOWN PASSES	3 tds, Nick Foles: (53, 41, 5) @ Philadelphia, 01/21/18
* Never Has Happened *	FOUR OR MORE INTERCEPTION GAME	* Never Has Happened *
* Never Has Happened *	THREE INTERCEPTION GAME	* Never Has Happened *
* Never Has Happened *	TWO INTERCEPTION GAME	* Never Has Happened *
* Never Has Happened *	SEVEN+ INTERCEPTIONS THROWN	* Never Has Happened *
* Never Has Happened *	SIX INTERCEPTIONS THROWN	* Never Has Happened *
* Never Has Happened *	FIVE INTERCEPTIONS THROWN	* Never Has Happened *
* Never Has Happened *	FOUR INTERCEPTIONS THROWN	4 ints, Brett Favre @ Green Bay, 01/09/05
3 ints, Daunte Culpepper @ N.Y. Giants, 01/14/01	THREE INTERCEPTIONS THROWN	* Never Has Happened *
2 ints, Case Keenum @ Philadelphia, 01/21/18	TWO INTERCEPTIONS THROWN	2 ints, Drew Brees vs. New Orleans, 01/14/18
BY RUSHING		
* Never Has Happened *	300 YARDS RUSHING	* Never Has Happened *
* Never Has Happened *	200+ YARDS RUSHING	* Never Has Happened *
* Never Has Happened *	200 YARDS RUSHING	* Never Has Happened *
* Never Has Happened *	150-199 YARDS RUSHING	* Never Has Happened *
122 yards, Adrian Peterson @ New Orleans, 01/24/10	100 YARDS RUSHING	105 yards, Tevin Coleman @ San Francisco, 01/11/20
122 yards, Adrian Peterson @ New Orleans, 01/24/10	100-149 YARDS RUSHING	105 yards, Tevin Coleman @ San Francisco, 01/11/20
* Never Has Happened *	TWO 100-YARD RUSHERS	* Never Has Happened *
* Never Has Happened *	FIVE TOUCHDOWNS RUSHING	* Never Has Happened *
* Never Has Happened *	FOUR TOUCHDOWNS RUSHING	* Never Has Happened *
3 tds, Adrian Peterson: (19, 1, 2) @ New Orleans, 01/24/10	THREE TOUCHDOWNS RUSHING	* Never Has Happened *
2 tds, Dalvin Cook: (5, 1) @ New Orleans, 01/05/20	TWO TOUCHDOWNS RUSHING	2 tds, Saquon Barkley: (28, 2) vs. N.Y. Giants, 01/15/23
* Never Has Happened *	TWO PLAYERS WITH TWO TD RUSHING	* Never Has Happened *
* Never Has Happened *	THREE PLAYERS WITH ONE TD RUSHING	* Never Has Happened *
* Never Has Happened *	150 YARDS RUSHING	* Never Has Happened *
* Never Has Happened *	30+ RUSHING ATTEMPTS	* Never Has Happened *
60 yards, Dalvin Cook vs. N.Y. Giants, 01/15/23	50-74 YARD RUSHING	53 yards, Saquon Barkley vs. N.Y. Giants, 01/15/23
94 yards, Dalvin Cook @ New Orleans, 01/05/20	75+ YARD RUSHING	78 yards, Daniel Jones vs. N.Y. Giants, 01/15/23
* Never Has Happened *	30-39 RUSHING ATTEMPTS	* Never Has Happened *
* Never Has Happened *	40+ RUSHING ATTEMPTS	* Never Has Happened *
* Never Has Happened *	400 YARDS RUSHING (TEAM)	* Never Has Happened *
* Never Has Happened *	300 YARDS RUSHING (TEAM)	* Never Has Happened *

THE LAST TIME - PLAYOFFS

* Never Has Happened *	200 YARDS RUSHING (TEAM)	* Never Has Happened *
* Never Has Happened *	200-299 YARDS RUSHING (TEAM)	* Never Has Happened *
* Never Has Happened *	200+ YARDS RUSHING (TEAM)	* Never Has Happened *
* Never Has Happened *	300+ YARDS RUSHING (TEAM)	* Never Has Happened *
188 yards/106 yards, Randy Moss/Cris Carter @ St. Louis, 01/16/00	TWO 100-YARD RECEIVERS	* Never Has Happened *
* Never Has Happened *	200 YARDS RECEIVING	* Never Has Happened *
129 yards, T.J. Hockenson vs. N.Y. Giants, 01/15/23	100 YARDS RECEIVING	105 yards, Isaiah Hodgins vs. N.Y. Giants, 01/15/23
* Never Has Happened *	FOUR TOUCHDOWN RECEPTIONS	* Never Has Happened *
* Never Has Happened *	FIVE TOUCHDOWN RECEPTIONS	* Never Has Happened *
3 tds, Sidney Rice: (47, 16, 45) vs. Dallas, 01/17/10	THREE TOUCHDOWN RECEPTIONS	* Never Has Happened *
2 tds, Randy Moss: (20, 34) @ Green Bay, 01/09/05	TWO TOUCHDOWN RECEPTIONS	2 tds, Alshon Jeffery: (53, 5) @ Philadelphia, 01/21/18
* Never Has Happened *	TWO PLAYERS WITH TWO TD RECEPTIONS	* Never Has Happened *
188 yards, Randy Moss @ St. Louis, 01/16/00	150 YARDS RECEIVING	163 yards, Raghbir Ismail vs. Dallas, 01/09/00
10 , T.J. Hockenson vs. N.Y. Giants, 01/15/23	10 OR MORE RECEPTIONS	10 , Jason Witten vs. Dallas, 01/17/10
129 yards, T.J. Hockenson vs. N.Y. Giants, 01/15/23	100-149 YARDS RECEIVING	105 yards, Isaiah Hodgins vs. N.Y. Giants, 01/15/23
188 yards, Randy Moss @ St. Louis, 01/16/00	150-199 YARDS RECEIVING	155 yards, Ike Hilliard @ N.Y. Giants, 01/14/01
* Never Has Happened *	200-299 YARDS RECEIVING	* Never Has Happened *
* Never Has Happened *	300+ YARDS RECEIVING	* Never Has Happened *
122 yards/310 yards, Adrian Peterson/Brett Favre @ New Orleans, 01/24/10	100-YARD RUSHER AND 300-YARD PASSER	* Never Has Happened *
137 yards/318 yards, Stefon Diggs/Case Keenum vs. New Orleans, 01/14/18	100-YARD RECEIVER AND 300-YARD PASSER	105 yards/301 yards, Isaiah Hodgins/Daniel Jones vs. N.Y. Giants, 01/15/23
122 yards/102 yards, Adrian Peterson/Bernard Berrian @ New Orleans, 01/24/10	100-YARD RUSHER AND 100-YARD RECEIVER	* Never Has Happened *
122 yards/310 yards/102 yards, Adrian Peterson/Brett Favre Bernard Berrian @ New Orleans, 01/24/10	100-YARD RUSHER, 300-YARD PASSER, 100-YARD RECEIVER	* Never Has Happened *
* Never Has Happened *	100-YARD RUSHER/TWO 100-YARD RECEIVERS	* Never Has Happened *
188/106 yards/423 yards, Randy Moss/Cris Carter/Jeff George @ St. Louis, 01/16/00	TWO 100-YARD RECEIVERS/300-YARD PASSER	* Never Has Happened *
* Never Has Happened *	INTERCEPTED PASS RETURNED FOR A TOUCHDOWN	50 yards, Patrick Robinson: (6:42) (Shotgun) 7-C.Keenum pass short right intended for 19-A.Thielen INTERCEPTED by 21-P.Robinson (56-C.Long) at 50. 21-P.Robinson for 50 yards, TOUCHDOWN. Quarterback's arm hit by #56 Chris Long. @ Philadelphia, 01/21/18
* Never Has Happened *	FUMBLE RETURNED FOR A TOUCHDOWN	* Never Has Happened *
* Never Has Happened *	SAFETY SCORED	* Never Has Happened *
* Never Has Happened *	SHUTOUT	N.Y. Giants 41, Minnesota 0 @ N.Y. Giants, 01/14/01
* Never Has Happened *	FIVE+ SACK GAME	* Never Has Happened *
* Never Has Happened *	SIX+ SACK GAME	* Never Has Happened *
* Never Has Happened *	FIVE SACK GAME	* Never Has Happened *
* Never Has Happened *	FOUR SACK GAME	* Never Has Happened *
3.0 sk, Ray Edwards vs. Dallas, 01/17/10	THREE SACK GAME	* Never Has Happened *
2.0 sk, Jared Allen vs. Philadelphia, 01/04/09	TWO SACK GAME	2.0 sk, Nick Bosa @ San Francisco, 01/11/20
* Never Has Happened *	TWO INTERCEPTIONS BY TEAMMATES	* Never Has Happened *
* Never Has Happened *	TWO OPPONENT FUMBLE RECOVERIES	* Never Has Happened *

THE LAST TIME - PLAYOFFS

* Never Has Happened *	70+ YARD INTERCEPTION RETURN	* Never Has Happened *
* Never Has Happened *	TWO INTERCEPTIONS	* Never Has Happened *
* Never Has Happened *	THREE INTERCEPTIONS	* Never Has Happened *
* Never Has Happened *	FOUR INTERCEPTIONS	* Never Has Happened *
21 yards, San Francisco 27, Minnesota 10 @ San Francisco, 01/11/20	LESS THAN 25 RUSHING YARDS	* Never Has Happened *
21 yards, San Francisco 27, Minnesota 10 @ San Francisco, 01/11/20	LESS THAN 50 RUSHING YARDS	31 yards, L.A. Rams 49, Minnesota 37 @ St. Louis, 01/16/00
97 yards, Minnesota 26, New Orleans 20 @ New Orleans, 01/05/20	LESS THAN 100 RUSHING YARDS	61 yards, N.Y. Giants 31, Minnesota 24 vs. N.Y. Giants, 01/15/23
* Never Has Happened *	LESS THAN 50 NET PASSING YARDS	* Never Has Happened *
60 yards, N.Y. Giants 41, Minnesota 0 @ N.Y. Giants, 01/14/01	LESS THAN 100 NET PASSING YARDS	* Never Has Happened *
126 yards, San Francisco 27, Minnesota 10 @ San Francisco, 01/11/20	LESS THAN 150 NET PASSING YARDS	122 yards, San Francisco 27, Minnesota 10 @ San Francisco, 01/11/20
* Never Has Happened *	LESS THAN 150 YARDS NET OFFENSE	147 yards, San Francisco 27, Minnesota 10 @ San Francisco, 01/11/20
* Never Has Happened *	LESS THAN 200 YARDS NET OFFENSE	147 yards, San Francisco 27, Minnesota 10 @ San Francisco, 01/11/20
226 yards, Seattle 10, Minnesota 9 vs. Seattle, 01/10/16	LESS THAN 300 YARDS NET OFFENSE	147 yards, San Francisco 27, Minnesota 10 @ San Francisco, 01/11/20
* Never Has Happened *	FORCED FOUR TURNOVERS	4 to, Minnesota 31, Green Bay 17 @ Green Bay, 01/09/05
5 to, New Orleans 31, Minnesota 28 @ New Orleans, 01/24/10	FORCED FIVE+ TURNOVERS	* Never Has Happened *
2 to, San Francisco 27, Minnesota 10 @ San Francisco, 01/11/20	AT LEAST ONE TURNOVER	2 to, San Francisco 27, Minnesota 10 @ San Francisco, 01/11/20
3 to, Minnesota 34, Dallas 3 vs. Dallas, 01/17/10	FORCED THREE+ TURNOVERS	3 to, Philadelphia 38, Minnesota 7 @ Philadelphia, 01/21/18
* Never Has Happened *	KICKOFF RETURNED FOR A TOUCHDOWN	95 yards, Tony Horne: 17-M.Berger kicks 65 yards from MIN 30 to SL 5. 82-T.Horne for 95 yards, TOUCHDOWN. @ St. Louis, 01/16/00
* Never Has Happened *	PUNT RETURNED FOR A TOUCHDOWN	* Never Has Happened *
* Never Has Happened *	BLOCKED FIELD GOAL RETURNED FOR A TOUCHDOWN	* Never Has Happened *
* Never Has Happened *	BLOCKED PUNT RETURNED FOR A TOUCHDOWN	* Never Has Happened *
53 yards, Kai Forbath: (1:34) (Field Goal formation) 2-K.Forbath 53 yard field goal is GOOD, Center-44-J.Overbaugh, Holder-4-R.Quigley. vs. New Orleans, 01/14/18	MADE FIELD GOAL OF 50 YARDS OR LONGER	51 yards, David Akers: (:02) 2-D.Akers 51 yard field goal is GOOD, Center-46-J.Dorenbos, Holder-6-S.Rocca. vs. Philadelphia, 01/04/09
27 yards, Morten Andersen: (7:31) 7-M.Andersen 27 yard field goal is BLOCKED, Center-46-C.Loeffler, Holder-12-G.Frerotte, recovered by MIN-85-J.Wiggins at GB 12. 85-J.Wiggins to GB 12 for no gain (50-H.Navies). @ Green Bay, 01/09/05	BLOCKED FIELD GOAL	* Never Has Happened *
* Never Has Happened *	BLOCKED PUNT	* Never Has Happened *
* Never Has Happened *	MISSED POINT AFTER TOUCHDOWN ATTEMPT	* Never Has Happened *
* Never Has Happened *	POINT AFTER TOUCHDOWN ATTEMPT BLOCKED	* Never Has Happened *
Cris Carter: 1-G.Anderson kicks inside 7 yards from MIN 30 to MIN 37, impetus ends at MIN 40. RECOVERED by MIN-80-C.Carter. @ St. Louis, 01/16/00	SUCCESSFUL ONSIDE KICK	* Never Has Happened *
* Never Has Happened *	FIVE FIELD GOALS	* Never Has Happened *
* Never Has Happened *	SIX FIELD GOALS	* Never Has Happened *

THE LAST TIME - PLAYOFFS

53 yards, Kai Forbath: (1:34) (Field Goal formation) 2-K.Forbath 53 yard field goal is GOOD, Center-44-J.Overbaugh, Holder-4-R.Quigley. vs. New Orleans, 01/14/18

50-59 YARD FIELD GOAL

51 yards, David Akers: (2:00) 2-D.Akers 45 yard field goal is GOOD, Center-46-J.Dorenbos, Holder-6-S.Rocca. vs. Philadelphia, 01/04/09

* Never Has Happened *	FOUR FIELD GOALS	4 fg, David Akers: (43, 51, 31, 45) vs. Philadelphia, 01/04/09
* Never Has Happened *	60+ YARD FIELD GOAL	* Never Has Happened *
3 fg, Kai Forbath: (20, 49, 53) vs. New Orleans, 01/14/18	THREE FIELD GOALS	* Never Has Happened *
* Never Has Happened *	50-69 YARD PUNT RETURN	62 yards, DeSean Jackson vs. Philadelphia, 01/04/09
* Never Has Happened *	70-89 YARD PUNT RETURN	* Never Has Happened *
61 yds, Ryan Wright vs. N.Y. Giants, 01/15/23	60-69 YARD PUNT	63 yds, Thomas Morstead @ New Orleans, 01/24/10
* Never Has Happened *	90+ YARD PUNT RETURN	* Never Has Happened *
* Never Has Happened *	70+ YARD PUNT	* Never Has Happened *
* Never Has Happened *	50-69 YARD KICKOFF RETURN	54 yards, Deonte Harty @ New Orleans, 01/05/20
* Never Has Happened *	PUNTED 10+ TIMES	* Never Has Happened *
* Never Has Happened *	70-89 YARD KICKOFF RETURN	* Never Has Happened *
* Never Has Happened *	90+ YARD KICKOFF RETURN	95t yards, Tony Horne @ St. Louis, 01/16/00
* Never Has Happened *	500 TOTAL YARDS OF OFFENSE	518 yards, N.Y. Giants 518, Minnesota 114 @ N.Y. Giants, 01/14/01
403 yards, Minnesota 403, New Orleans 358 vs. New Orleans, 01/14/18	400 TOTAL YARDS OF OFFENSE	431 yards, N.Y. Giants 431, Minnesota 332 vs. N.Y. Giants, 01/15/23
* Never Has Happened *	TOUCHDOWN ON OFFENSE, DEFENSE AND SPECIAL TEAMS	* Never Has Happened *
Leroy Hoard: TWO-POINT CONVERSION ATTEMPT. 44-L.Hoard rushes right guard. ATTEMPT SUCCEEDS. @ St. Louis, 01/16/00	MADE TWO-POINT CONVERSION	* Never Has Happened *
Case Keenum: (Run formation) TWO-POINT CONVERSION ATTEMPT. 7-C.Keenum rushes knees. ATTEMPT FAILS. vs. New Orleans, 01/14/18	FAILED TWO-POINT CONVERSION	* Never Has Happened *
* Never Has Happened *	50 POINTS	* Never Has Happened *
* Never Has Happened *	40 POINTS	N.Y. Giants 41, Minnesota 0 @ N.Y. Giants, 01/14/01
Minnesota 26, New Orleans 20 @ New Orleans, 01/05/20	OVERTIME WIN	New Orleans 31, Minnesota 28 @ New Orleans, 01/24/10
New Orleans 31, Minnesota 28 @ New Orleans, 01/24/10	OVERTIME LOSS	Minnesota 26, New Orleans 20 @ New Orleans, 01/05/20
* Never Has Happened *	OVERTIME TIE	* Never Has Happened *
* Never Has Happened *	20 FIRST-QUARTER POINTS	* Never Has Happened *
* Never Has Happened *	20 SECOND-QUARTER POINTS	N.Y. Giants 20, Minnesota 0 @ N.Y. Giants, 01/14/01
* Never Has Happened *	20 THIRD-QUARTER POINTS	L.A. Rams 21, Minnesota 0 @ St. Louis, 01/16/00
Minnesota 20, L.A. Rams 14 @ St. Louis, 01/16/00	20 FOURTH-QUARTER POINTS	* Never Has Happened *
* Never Has Happened *	SHUTOUT AT HOME	* Never Has Happened *
* Never Has Happened *	SHUTOUT ON THE ROAD	N.Y. Giants 41, Minnesota 0 @ N.Y. Giants, 01/14/01
* Never Has Happened *	OVERTIME WIN AT HOME	* Never Has Happened *
Minnesota 26, New Orleans 20 @ New Orleans, 01/05/20	OVERTIME WIN ON THE ROAD	New Orleans 31, Minnesota 28 @ New Orleans, 01/24/10
10 pen, L.A. Rams 49, Minnesota 37 @ St. Louis, 01/16/00	10 PENALTIES	10 pen, L.A. Rams 49, Minnesota 37 @ St. Louis, 01/16/00

THE LAST TIME - PLAYOFFS

3 td, N.Y. Giants 31, Minnesota 24 (8:26) B.Brandel reported in as eligible. K.Cousins up the middle for 1 yard, TOUCHDOWN. (:50) (Shotgun) K.Cousins pass short middle to K.Osborn for 9 yards, TOUCHDOWN. (7:50) (Shotgun) K.Cousins pass short left to I.Smith for 3 yards, TOUCHDOWN. Penalty on NYG-J.Davis, Defensive Offside, declined. vs. N.Y. Giants, 01/15/23	THREE TOTAL TOUCHDOWNS	3 td, San Francisco 27, Minnesota 10 (9:33) (Shotgun) J.Garoppolo pass short middle to K.Bourne for 3 yards, TOUCHDOWN. (7:13) T.Coleman left tackle for 1 yard, TOUCHDOWN. (4:57) (Shotgun) T.Coleman right guard for 2 yards, TOUCHDOWN. @ San Francisco, 01/11/20
0 to, N.Y. Giants 31, Minnesota 24 vs. N.Y. Giants, 01/15/23	NO TURNOVERS	0 to, N.Y. Giants 31, Minnesota 24 vs. N.Y. Giants, 01/15/23
4 td, New Orleans 31, Minnesota 28 (9:41) A.Peterson left guard for 19 yards, TOUCHDOWN. (2:16) (Shotgun) B.Favre pass short middle to S.Rice for 5 yards, TOUCHDOWN. Pass 5, YAC 0 (7:40) A.Peterson left end for 1 yard, TOUCHDOWN. (5:03) A.Peterson left guard for 2 yards, TOUCHDOWN. @ New Orleans, 01/24/10	FOUR TOTAL TOUCHDOWNS	4 td, N.Y. Giants 31, Minnesota 24 (5:19) S.Barkley left end for 28 yards, TOUCHDOWN. (1:08) (Shotgun) D.Jones pass short middle to I.Hodgins for 14 yards, TOUCHDOWN. (11:42) D.Jones pass short left to D.Bellinger for 9 yards, TOUCHDOWN. (7:52) S.Barkley up the middle for 2 yards, TOUCHDOWN. vs. N.Y. Giants, 01/15/23
* Never Has Happened *	OVER 40:00 TIME OF POSSESSION (NON-OT)	42:22 TOP, N.Y. Giants 41, Minnesota 0 @ N.Y. Giants, 01/14/01
vs. N.Y. Giants, 01/15/23	NO SACKS/NO INTERCEPTIONS ALLOWED	* Never Has Happened *
* Never Has Happened *	SCORE TOUCHDOWN IN EACH QUARTER	(7, 17, 7, 7 Points), Philadelphia 38, Minnesota 7 @ Philadelphia, 01/21/18
* Never Has Happened *	30 ONE-HALF POINTS	34 (first half), N.Y. Giants 41, Minnesota 0 @ N.Y. Giants, 01/14/01
Minnesota 34, Dallas 3 vs. Dallas, 01/17/10	WON GAME BY 20+ POINTS	Philadelphia 38, Minnesota 7 @ Philadelphia, 01/21/18

*Last Time from 2001-Pr.

VIKINGS LORE

FRANCHISE FOUNDED – Minnesota was granted an NFL franchise at the league owners' meetings in Miami on Jan. 28, 1960. The team began play in 1961. The founding group consisted of Max Winter, E. William Boyer, H.P. Skoglund, Ole Haugrud and Bernard H. Ridder, Jr.

ROSE NAMED GENERAL MANAGER – In August 1960, former Los Angeles Rams Public Relations Director Bert Rose was named the team's first General Manager.

TEAM NICKNAMED – In one of his first moves with the team, Bert Rose recommended the nickname "Vikings" to the Board of Directors. The name was selected because it represented both an aggressive person with the will to win and the Nordic tradition in the upper Midwest.

FIRST COLLEGE DRAFT – On Dec. 27, 1960, RB Tommy Mason of Tulane was taken with the 1st overall choice and the first-ever draft pick utilized by the Vikings. Also selected that year were QB Fran Tarkenton (3rd round) and DB Ed Sharockman (5th round).

FIRST HEAD COACH – Norm Van Brocklin was selected as the first head coach in franchise history on Jan. 18, 1961. He retired as a player in 1960 after 12 seasons in the NFL as a Hall of Fame QB who led Philadelphia to the NFL title in his final season on the field in 1960. Known as "The Dutchman" his tenacious style was infamous as a player and coach.

EXPANSION DRAFT – Following the 1960 season, the Vikings were allowed to select 3 players from the roster of each team after each team was allowed to protect 30 of their 38 players. Dallas, a 1960 expansion team, was exempt from this process. Among the future Vikings stalwarts selected in the Jan. 26, 1961 Expansion Draft were OL Grady Alderman (Detroit) and RB Hugh McElhenny (San Francisco).

ASSIGNED CONFERENCE – On April 12, 1961, the NFL assigned the Vikings to the Western Conference. Minnesota joined Baltimore, Chicago, Detroit, Green Bay, Los Angeles and San Francisco in the conference.

TRAINING CAMP OPENS IN BEMIDJI – The fledgling Vikings opened their debut training camp on the campus of Bemidji State University on July 7, 1961.

FIRST GAME – In the first game in franchise history, the Vikings played the Dallas Cowboys in a preseason game in Sioux Falls, SD, on Aug. 5, 1961. The Cowboys defeated the Vikings, 38-13.

FIRST HOME GAME – The Minnesota Vikings played the Los Angeles Rams in preseason action at Metropolitan Stadium in Bloomington, MN, on Sept. 10, 1961, the team's first game in the Twin Cities. The Rams defeated the Vikings, 21-17.

FIRST REGULAR-SEASON GAME – In a stunning upset, the Vikings defeated the Chicago Bears, 37-13, at Metropolitan Stadium in the Vikings' first NFL regular-season game on Sept. 17, 1961. Kicker Mike Mercer scored the first points in team history with a 12-yard field goal. Bob Schnelker scored the team's first touchdown on a 14-yard pass from Fran Tarkenton. In his NFL debut Tarkenton came off the bench to complete 17-of-23 passes for 250 yards and 4 touchdowns.

FIRST PRO BOWLERS – On Jan. 14, 1962, RB Hugh McElhenny and WR Jerry Reichow became the first Vikings to compete in the Pro Bowl. They were part of the Western Conference All-Stars who beat the Eastern Conference squad, 31-30, at the Los Angeles Coliseum.

FIRST ALL-PRO – In 1963 RB Tommy Mason, who was the team's first ever draft choice, was the first Vikings player to earn All-Pro recognition. He was a consensus pick after rushing for 763 yards and 7 TDs on 166 carries (4.6 avg.).

FLATLEY HONORED – Rookie WR Paul Flatley capped an impressive debut season by earning NFL Rookie of the Year honors from AP and UPI. Flatley

hauled in 51 passes for 867 yards and 4 TDs on the season.

FINKS HIRED – On Sept. 11, 1964, Jim Finks was named the team's second general manager, succeeding Bert Rose, who resigned in June, 1964. Finks previously had served as general manager for Calgary of the Canadian Football League for 7 years.

FIRST WINNING SEASON – Minnesota won its first 3 regular-season games in 1964 to achieve the first winning season in team history with an 8-5-1 record. The Vikings tied for 2nd in the NFL Western Conference behind the Baltimore Colts.

MET EXPANDED – A new grandstand was constructed on the east side of Metropolitan Stadium that increased capacity from 41,200 to 47,200. The new seats were formally dedicated on Aug. 20, 1965, when Minnesota played Philadelphia in a preseason game.

NFL RE-ALIGNED – On Dec. 2, 1966, Minnesota, Chicago, Detroit and Green Bay were chosen to make up the newly-formed Central Division of the Western Conference of the NFL.

VAN BROCKLIN RESIGNS – After compiling a 29-51-4 record while leading the Vikings in their first six years of existence, Head Coach Norm Van Brocklin resigned in Feb. 11, 1967. His best season was 1964, when he led the team to a tie for 2nd place in the NFL Western Conference with an 8-5-1 record.

TARKENTON TRADED – On March 7, 1967, QB Fran Tarkenton is traded to the NY Giants for a 1st and 2nd-round choice in 1967, a 1st-round choice in '68 and a 2nd-round choice in '69. With the picks Minnesota selected Clinton Jones and Bob Grim in '67, Ron Yary in '68 and Ed White in '69.

GRANT NAMED HEAD COACH – Bud Grant was named the 2nd head coach in Vikings history on March 10, 1967. He came to Minnesota after leading the Winnipeg Blue Bombers to 4 Grey Cup titles in 10 years as head coach.

FIRST DIVISION TITLE – On Dec. 15, 1968, the Vikings defeated the Philadelphia Eagles, 24-17, at Franklin Field then retired to the dressing room to listen to the Chicago-Green Bay game on the radio. Minnesota needed the Bears to lose to clinch the Vikings' 1st Division title. Chicago tried to rally from a 28-10 4th quarter deficit but eventually fell 28-17.

FIRST PLAYOFF GAME – On Dec. 22, 1968, in the first playoff game in franchise history, the Colts defeated the Vikings, 24-14, in the Western Conference Championship Game at Baltimore's Memorial Stadium. Minnesota trailed 21-0 in the 4th quarter. The Vikings rallied but fell short.

SECOND DIVISION TITLE – On Nov. 27, 1969, the Vikings shut out Detroit, 27-0, at Tiger Stadium to clinch the franchise's 2nd division title. The victory over the Lions was the 10th of a 12-game win streak, the longest in the NFL in 35 years. Minnesota finished the season with the NFL's best record (12-2) of '69.

FIRST PLAYOFF WIN – On Dec. 27, 1969, in the 1st playoff game in Minnesota, the Vikings came back to defeat the LA Rams, 23-20, in the Western Conference Championship. Minnesota overcame deficits of 17-7 at half and 20-14 in the 4th quarter for the 1st postseason win.

FIRST NFL CHAMPIONSHIP GAME – The Vikings defeated the Browns, 27-7, in the NFL Championship Game on Jan. 4, 1970, at Metropolitan Stadium. Minnesota became the 1st modern NFL expansion team to win an NFL Championship Game. The Vikings dominated the game, leading 27-0 at one point.

FIRST SUPER BOWL – On Jan. 11, 1970, the Vikings lost to Kansas City, 23-7, in Super Bowl IV at Tulane Stadium in New Orleans. Not only was the game the 1st Super Bowl in franchise history, but it was the 1st Super Bowl played by a modern expansion team.

AFL-NFL MERGER LEADS TO RE-ALIGNMENT – In January 1970 the modern NFL was divided into the

American Conference (AFC) and National Conference (NFC) with an Eastern, Central and Western Division in each Conference. Minnesota is assigned to the NFC Central with foes Chicago, Detroit and Green Bay.

THIRD DIVISION TITLE – On Dec. 5, 1970, the Vikings defeated the Bears, 16-13, at Metropolitan Stadium to clinch their 3rd straight division title. Minnesota hosted San Francisco in a divisional playoff game but lost, 17-14. For the 2nd consecutive season, the Vikings had the league's best record with a 12-2 mark.

FOURTH DIVISION TITLE – On Dec. 11, 1971, the Vikings defeated the Lions, 29-10, at Metropolitan Stadium to clinch their 4th-straight division title. Minnesota finished the year with an 11-3 mark, which tied Dallas for the league's best record in '71. The Vikings lost to the eventual Super Bowl champion Cowboys, 20-12, in a divisional playoff game at Metropolitan Stadium.

PAGE NAMED NFL'S MVP – In 1971 Alan Page became the first defensive player to be named the Most Valuable Player of the National Football League by the Associated Press. Page headed a Vikings defense that held opponents to fewer than 10 points a game to lead the league in scoring defense for the 3rd consecutive year.

VIKINGS RE-ACQUIRE TARKENTON – On January 27, 1972 the Vikings traded Norm Snead, Bob Grim, Vince Clements and a 1st-round choice in '72 and '73 to the NY Giants for Fran Tarkenton.

BOYER DIES – On February 19, 1973 E. William Boyer passed away. He was one of the prime forces in the drive to bring an NFL franchise to Minnesota. Boyer was president of the Vikings from 1960-64 and sat on the Board of Directors for the first 12 years of the team's existence. He was replaced on the team's Board of Directors by his son-in-law Jack Steele.

FIFTH DIVISION TITLE – The Vikings began the '73 season with 9 straight victories and clinched the NFC Central championship before they even lost a game. Minnesota clinched the division crown by defeating Detroit, 28-7, at Metropolitan Stadium on Nov. 11, 1973. The Vikings finished with a 12-2 mark, which tied for the best record in the league that year.

SECOND SUPER BOWL – On Jan. 13, 1974, the Vikings played in the 2nd Super Bowl in franchise history against the Miami Dolphins at Rice Stadium in Houston, TX. The Dolphins prevailed, 24-7. Minnesota earned the trip to Super Bowl VIII by defeating Dallas, 27-10, in the NFC Championship game.

FINKS RESIGNS – After the 1973 season, Executive Vice President and General Manager Jim Finks resigned. Under Finks, who was hired in 1964, the Vikings won 5 division titles and appeared in two Super Bowls. He also hired Bud Grant as head coach in 1967.

SIXTH DIVISION TITLE – On Dec. 1, 1974, the Vikings clinched the NFC Central crown by defeating the Saints, 29-9, at Metropolitan Stadium, while the Packers lost, 36-14, at Philadelphia. Minnesota tied for the best record in the NFC with a 10-4 mark.

THIRD SUPER BOWL – The Vikings played in their 2nd straight Super Bowl, losing to the Pittsburgh Steelers, 16-6, at Tulane Stadium in New Orleans on Jan. 12, 1975. Minnesota earned a trip to Super Bowl IX by defeating the Los Angeles Rams, 14-10, at Metropolitan Stadium on Dec. 29, 1974.

FRONT OFFICE CHANGES – In the spring of 1975, Max Winter, one of the team's founders and its president since 1965, took over active management of the franchise. In addition, Mike Lynn, who was hired as an assistant to the president on Aug. 15, 1974, was named the team's general manager.

SEVENTH DIVISION TITLE – The Vikings clinched their 3rd straight NFC Central title and their 7th division championship in 8 years on Thanksgiving Day Nov. 27, 1975, when the Lions lost to the Rams, 20-0.

Minnesota won 10 consecutive games to start the season and finished the year with the best record (12-2) in the NFL. The Vikings were upset, 17-14, in the divisional playoffs at Metropolitan Stadium on Dec. 28, 1975, when the Dallas Cowboys scored on a last minute 50-yard touchdown pass.

TARKENTON NAMED LEAGUE MVP – Quarterback Fran Tarkenton was named the NFL's Most Valuable Player for 1975 after leading the Vikings to the league's best record (12-2). He led the NFC and finished 2nd in the NFL in passing with a 91.7 rating. He completed 273-of-425 passes for 2,994 yards and 25 TDs with 13 INTs.

HAUGSRUD DIES – Ole Haugsrud passed away on March 13, 1976. He was one of the prime forces in the drive to bring an NFL franchise to Minnesota. Haugsrud sat on the Board of Directors for 16 years of the team's existence. He was replaced on the team's Board of Directors by his widow Margaret Haugsrud.

EIGHTH DIVISION TITLE – The Vikings clinched their 4th consecutive NFC Central championship and their 8th division title in 9 years by defeating the Packers, 17-10, at Milwaukee County Stadium on Nov. 21, 1976. Minnesota finished the season with the best record in the NFC at 11-2-1.

FOURTH SUPER BOWL – The Vikings played in their 3rd Super Bowl in 4 years against the Oakland Raiders at the Rose Bowl in Pasadena, CA, on Jan. 9, 1977. Minnesota lost, 32-14. The Vikings earned a trip to Super Bowl XI by defeating the Rams, 24-13, at Metropolitan Stadium on Dec. 26, 1976, in what ended up being the last Vikings playoff game at the Met.

KAPLAN NAMED TO BOARD – In 1977 team attorney Sheldon Kaplan was named to the Vikings Board of Directors. He replaced Bernard H. Ridder, Jr., who was one of the team's 5 founders.

NINTH DIVISION TITLE – The Vikings clinched the NFC Central crown on the season's final weekend by defeating the Lions, 30-21, in Detroit on Dec. 17, 1977. Minnesota wrapped up its 5th straight NFC Central title and its 9th division crown in 10 seasons.

FOURTH NFC CHAMPIONSHIP GAME – On Jan. 1, 1978 the Vikings played Dallas in their 4th NFC Championship Game in 5 years at Texas Stadium. Minnesota lost 23-6 to the Super Bowl champs.

CHANGES ON BOARD – John Skoglund and Vikings General Manager Mike Lynn were named to the team's Board of Directors replacing Margaret Haugsrud and H.P. Skoglund, who was one of the team's founders and passed away on November 5, 1977. Haugsrud joined the board in 1976, replacing her husband Ole, who passed away.

10TH DIVISION TITLE – Despite losing in the regular-season finale to the Raiders, 27-20, on Dec. 17, 1978, at Oakland-Alameda County Coliseum, the Vikings captured the NFC Central title when the Packers, who played at the same time as Minnesota, lost to the Rams, 31-14, at the LA Coliseum. It was the Vikings' 6th straight NFC Central crown and their 10th division championship in 11 years.

METRODOME GROUND BREAKING – In December, 1979, ground was broken for construction of the Hubert H. Humphrey Metrodome in downtown Minneapolis. The stadium, designed to house both the Vikings and Twins, was scheduled to open in April, 1982.

11TH DIVISION TITLE – Minnesota clinched its 7th NFC Central title in 8 years by defeating the Browns, 28-23, at Met Stadium on Dec. 14, 1980. It also was the Vikings' 11th division title in 13 seasons. Minnesota lost to the NFC Champion Eagles, 31-16, at Veterans Stadium on Jan. 3, 1981 in the divisional playoffs.

WINTER PARK OPENS – On May 15, 1981, the Vikings moved into a new facility in Eden Prairie that houses the team's offices, locker room and practice fields. The complex was named "Winter Park" after Max Winter, one of the Vikings founders who served as the team's president from 1965-87.

FAREWELL MET – On Dec. 20, 1981, the Vikings hosted the Chiefs in Minnesota's final game at Metropolitan Stadium. The Vikings lost, 10-6. The final points at the stadium were scored on a 33-yard field goal by Minnesota kicker Rick Danmeier. The last Vikings touchdown at Met Stadium was scored on a 6-yard run by Ted Brown against Green Bay on Nov. 29, 1981.

METRODOME OPENS – The Vikings played their 1st game at the Metrodome in a preseason match-up against Seattle on Aug. 21, 1982. Minnesota prevailed, 7-3. The 1st touchdown in the new facility was scored by Joe Senser on an 11-yard pass from Tommy Kramer. The 1st regular-season game in the Metrodome was the 1982 opener on September 12, when the Vikings defeated Tampa Bay, 17-10. Rickey Young scored the 1st regular-season touchdown in the facility on a 3-yard run in the 2nd quarter.

12TH PLAYOFF APPEARANCE – In a strike-shortened 9-game 1982 season, the Vikings won 3-of-their-last-4 regular-season games to earn a first-season berth.

FIRST DOME PLAYOFF GAME – On Jan. 9, 1983, the Vikings defeated Atlanta, 30-24, in a 1st-round game that was the 1st playoff matchup in the Metrodome. Minnesota lost to the eventual Super Bowl Champion Redskins, 21-7, in the NFC semi-finals at RFK Stadium on Jan. 15, 1983.

GRANT RETIRES – On Jan. 27, 1984, Bud Grant retired as Head Coach of the Vikings. In 17 seasons Grant led Minnesota to 12 playoff appearances, 11 division titles and 4 Super Bowls. His career regular-season record was 151-87-5 (.632).

STECKEL HIRED – Les Steckel, who was an offensive assistant with the Vikings for 5 seasons, was named the 3rd head coach in franchise history on Jan. 29, 1984. Steckel, who came to the Vikings in 1979 after working as an assistant with the 49ers, was the youngest head coach in the NFL in '84 at age 38.

GRANT RETURNS – On Dec. 18, 1984, Bud Grant was re-hired as head coach. He replaced Les Steckel who guided the team in 1984 after Grant retired following the 1983 season.

GRANT RE-RETIRES – On Jan. 6, 1986 following the 1985 season, Bud Grant retired as head coach of the Vikings. He originally retired after the 1983 season but returned in '85. At the time of his retirement he was the 6th winningest coach in NFL history with 168 career wins, including playoffs. In 18 seasons he led the team to a 158-96-5 regular-season record.

BURNS HIRED – Longtime Vikings assistant coach Jerry Burns was named the 4th head coach in team history on Jan. 6, 1986. He served as the Vikings offensive coordinator from 1968-85, when the team won 11 division titles and played in 4 Super Bowls.

TARKENTON ENSHRINED – On Aug. 2, 1986, Fran Tarkenton became the 1st player who spent the majority of his career with the Vikings to be inducted into the Pro Football Hall of Fame. He retired following the 1978 season with then NFL career records for passing yards (47,003), completions (3,686) and touchdown passes (342). He led the team to 6 NFC Central titles, 4 NFC Championship Games and 3 Super Bowls.

13TH PLAYOFF APPEARANCE – Despite a strike replacement unit that saddled the Vikings with 3 losses, the team made the playoffs as a wild-card entrant with an 8-7 record in 1987. It was the team's 1st postseason appearance under Jerry Burns.

FIFTH NFC CHAMPIONSHIP GAME – The Vikings played the Redskins in the NFC Championship Game on Jan. 17, 1988, at RFK Stadium. Trailing 17-10, the Vikings drove to the Redskins' 6-yard line with a little over a minute left in the game but failed to get the ball into the end zone. Minnesota upset New Orleans, 44-10, at the Superdome and San Francisco, 36-24, at Candlestick Park in the first 2 rounds of the playoffs to earn a trip to the conference title game.

BOARD ADDS MEMBERS – Four people were added to the Vikings Board of Directors in 1988. Joining Max

Winter, John Skoglund, Jack Steele, Sheldon Kaplan and Mike Lynn were Wheelock Whitney, Jaye Dyer, Irwin Jacobs and Carl Pohlad.

PAGE ENSHRINED – On July 30, 1988, Alan Page became the 2nd player who spent the majority of his career with the Vikings to be inducted into the Pro Football Hall of Fame. Drafted by Minnesota in the 1st round in 1967, Page made the Pro Bowl 9 times. In 1971 he became the 1st defensive player to be named the NFL's Most Valuable Player by Associated Press. Page played on teams that won 10 NFC Central titles and played in 4 Super Bowls.

14TH PLAYOFF APPEARANCE – The Vikings won 6-of-their-last-7 games in 1988 to earn a wild-card berth into the playoffs. Minnesota finished with an 11-5 record then defeated the Rams, 28-17, on December 26 in a first-round playoff game at the Metrodome. The Vikings fell the following week to eventual Super Bowl winner San Francisco at Candlestick Park.

REMAINING FOUNDER LEAVES BOARD – In 1989, Max Winter, the last of the original 5 Vikings' founders on the team's Board of Directors, left the board. He also served as the team's president from 1965-87. He was replaced on the board by Gerald Schwalbach.

WALKER ACQUIRED – On Oct. 12, 1989, the Vikings acquired Herschel Walker from Dallas for Issiac Holt, David Howard, Darrin Nelson, Jesse Solomon, Alex Stewart, a 1st-round choice in 1992, conditional 1st-round choices in 1990 and '91, conditional 2nd-round choices in 1990, '91 and '92, and a conditional 3rd-round choice in 1992. The final result of the trade gave the Vikings Walker, a 3rd (Mike Jones), 5th (Reggie Thornton) and 10th-round choice (Pat Newman) in 1990 and a 3rd-round choice in 1991 (Jake Reed), while Dallas received all 5 players, a 1st, 2nd and 6th-round choice in 1990, a 1st and 2nd-round choice in 1991 and a 1st, 2nd and 3rd-round choice in 1992.

12TH DIVISION TITLE – The Vikings captured their 12th division title since 1968 by defeating the Cincinnati Bengals, 29-21, at the Metrodome in a Monday night game on Christmas Day in 1989. It also was Minnesota's 15th postseason appearance in the past 22 years. The Vikings finished the season with a 10-6 record but lost to eventual Super Bowl Champion San Francisco, 41-13, at Candlestick Park in the divisional playoffs on Jan. 6, 1990.

HEADRICK NAMED TEAM PRESIDENT – On Jan. 1, 1991, Roger Headrick became president and CEO of the Vikings. He replaced Mike Lynn as the person in charge of day-to-day operations of the club. In addition Headrick and Philip Maas replaced Jack Steele and Sheldon Kaplan on the board of directors.

BURNS RETIRES – On Dec. 3, 1991, Jerry Burns announced his retirement effective at the end of the season. In 6 seasons as Head Coach of the Vikings, Burns compiled a career record of 52-43 (.547). He also led Minnesota to 3 playoff appearances, including a division title and an NFC Championship Game.

CHANGES ON BOARD – On Dec. 16, 1991, the team's ownership structure was reorganized. Irwin Jacobs and Carl Pohlad sold their shares to a group consisting of Vikings President/CEO Roger Headrick, John Skoglund, Jaye Dyer, Philip Maas, Mike Lynn, Wheelock Whitney, James Binger, Bud Grossman, Elizabeth MacMillan and Carol Sperry.

GREEN NAMED HEAD COACH – On Jan. 10, 1992, Dennis Green was named the 5th Head Coach in team history. He came to Minnesota after turning around a struggling Stanford University football program as head coach there from 1989-91.

13TH DIVISION TITLE – On Dec. 20, 1992 the Vikings defeated the Steelers, 6-3, at Three Rivers Stadium to earn the franchise's 13th division title. It also was Minnesota's 16th playoff season since 1968. Dennis Green also posted the most victories (11) and the 1st division title by a 1st-year head coach in team history.

17TH PLAYOFF APPEARANCE – In 1993, for the

first time since 1974, the Vikings won their final 3 regular-season games to earn a Wild-Card playoff berth. It was the team's 17th postseason appearance since 1968. Minnesota lost to the Giants, 17-10, in Giants Stadium in a first-round playoff game on Jan. 9, 1994.

MOON ACQUIRED — On April 14, 1994 the Vikings traded a 4th-round draft choice in 1994 and a 3rd-round draft choice in 1995 to the Houston Oilers for quarterback Warren Moon, who has thrown for more yardage and touchdowns as a professional than any other player. He set team season records for passing yards (4,264) in '94 and for completions (377) and touchdown passes (33) in '95.

GRANT ENSHRINED — On July 30, 1994, Bud Grant was inducted into the Pro Football Hall of Fame. He coached the Vikings from 1967-83 then again in '85. During his tenure Minnesota made the playoffs 12 times, won 11 division titles and played in 4 Super Bowls. Grant was the first person to be elected to the Pro Football Hall of Fame and the Canadian Football League Hall of Fame.

14TH DIVISION TITLE — On the final day of the 1994 regular season, the Vikings defeated the 49ers, 21-14, in a Monday night game to earn their 2nd NFC Central title in 3 seasons and their 3rd straight playoff berth. It also was Minnesota's 14th division title and 18th postseason appearance since 1968.

Dennis Green became only the 7th NFL coach to lead his team to the playoffs in his first 3 seasons.

FINKS ENSHRINED — Former Vikings General Manager Jim Finks was inducted into the Pro Football Hall of Fame on July 29, 1995. During his decade with Minnesota, the team won 5 division titles and appeared in 2 Super Bowls. Finks passed away on May 8, 1994, and was inducted posthumously, represented by his family.

WINTER PASSES AWAY — Max Winter, who served as the owner and President of the Vikings from 1965-87, passed away on July 26, 1996. He was one of the prime forces bringing an NFL franchise to Minnesota and was a big factor in the building of the Metrodome and attracting Super Bowl XXVI to the Twin Cities.

19TH PLAYOFF APPEARANCE — On Dec. 15, 1996, the Vikings defeated the Buccaneers, 21-10, in the Metrodome. After a Washington loss to Arizona later that day, Minnesota was guaranteed a playoff berth for the 19th time since 1968 and the 4th in 5 seasons under Dennis Green. The Vikings lost, 40-15, at Dallas in a first-round game on Dec. 28, 1996.

20TH PLAYOFF APPEARANCE — On Dec. 21, 1997, the Vikings beat the Colts in the regular season finale to reach the playoffs for the 20th time in team history and the 5th time in 6 seasons under Dennis Green. The Vikings went on the road and came back from 16 points down to defeat the NY Giants 23-22 at the Meadowlands on Dec. 27, 1997. It was the biggest comeback win in team playoff history and the 5th biggest postseason comeback in NFL history. The following week the Vikings lost, 38-22, to the San Francisco 49ers at 3Com Park in the Divisional Playoffs on Jan. 3, 1998.

KRAUSE ENSHRINED — On Aug. 1, 1998, Paul Krause was inducted into the Pro Football Hall of Fame. Krause played free safety with the Vikings from 1968-79 and the Redskins from 1964-67. He holds the NFL record for career interceptions with 81. Krause was selected to 8 Pro Bowls in his 15-year career.

BOARD AGREES TO SELL — On July 3, 1998, The Minnesota Vikings 10 owners voted unanimously to accept the bid of Texas businessman B.J. "Red" McCombs to purchase the Vikings.

NFL APPROVES MCCOMBS — On July 28, 1998, the NFL owners unanimously approved Red McCombs' purchase of the Vikings, finalizing the change of ownership from the 10 previous owners to sole ownership by McCombs.

GREEN CONTRACT EXTENDED — Head Coach Dennis Green received a 3-year contract extension

on September 5, the day before the 1998 opener vs. Tampa Bay.

VIKINGS 15 WINS BEST IN TEAM HISTORY — The Vikings won their 15th NFC Central Division title in 1998 and became only the 3rd team in NFL history to go 15-1 through the regular season with their 26-16 win at Tennessee in the regular season finale. The Vikings also established a new NFL scoring record with 556 points, breaking the mark of 541 set by the 1983 Redskins.

SIXTH NFC CHAMPIONSHIP GAME — The Vikings hosted Atlanta in the 6th NFC Championship game in franchise history with a berth in Super Bowl XXXIII on the line. The teams played to a 27-27 deadlock during regulation, forcing the game into overtime where the Falcons claimed a 30-27 win. It was the first NFC Championship game played in the Metrodome.

22ND PLAYOFF APPEARANCE — The Vikings turned their 1999 season around, winning eight of the final 10 games to finish 10-6 and host a 1st-round playoff game vs. Dallas. Robert Smith set a team post-season record with 140 rushing yards in the 27-10 win over the Cowboys. The Vikings fell 49-37 to eventual Super Bowl XXXIV champion St. Louis in the Divisional Round at the TWA Dome.

CARTER NAMED MAN OF THE YEAR — Cris Carter was honored as the first recipient of the Walter Payton NFL Man of the Year Award for civic involvement, charity work and displaying high character on January 29, 2000, in a ceremony during Super Bowl week in Atlanta. The award was re-named after Payton, a Hall of Fame running back who died in 1999.

SMITH BREAKS TEAM RUSHING RECORD — Robert Smith surpassed Chuck Foreman's 20-year-old career rushing record in the team's 28-16 win at Chicago (10/15/00). Smith ended his career with 6,818 yards. He also established a new team record with 1,521 rushing yards on the season and held the team record with 29 career 100-yard games at the time of his retirement.

40TH ANNIVERSARY TEAM ANNOUNCED — The Vikings celebrated their 40th season of NFL football in 2000, highlighted by a luncheon on November 30 to introduce the Vikings 40th Anniversary Team. That night the Vikings topped Detroit 24-17 and Cris Carter caught his 1,000th pass on a 4-yard TD from Daunte Culpepper. Carter was only the 2nd player in NFL history to record 1,000 career receptions.

16TH DIVISION TITLE — The Vikings overcame every critic's expectations in 2000 to post an 11-5 regular-season record, win the franchise's 16th NFC Central title and made the 23rd playoff appearance in team history, ending in the 7th NFC Championship game at Giants Stadium.

YARY ENSHRINED — On August 4, 2001, Ron Yary was enshrined in the Pro Football Hall of Fame. Yary played 14 seasons with Minnesota and played in 4 Super Bowls and 7 Pro Bowls during his career.

TICE REPLACES GREEN — On January 4, 2002, Mike Tice replaced Dennis Green on the sideline for the Vikings. Tice coached the 2001 regular season finale at Baltimore. Green assembled a 97-62 regular season record at the helm of the Vikings. Green led the team to 4 NFC Central Division titles and twice played in the NFC Championship game.

TICE NAMED HEAD COACH — On January 10, 2002 Mike Tice was named the 6th Head Coach in Vikings history. Tice is the 3rd of the 6 Vikings Head Coaches to be promoted from within the team's coaching ranks but is the 1st Head Coach to have played for the Vikings.

NFL RE-ALIGNs — The 2002 season marked the re-alignment of the NFL as the League expanded to 32 teams when the Houston Texans joined as an expansion franchise. The NFL re-aligned into 8 divisions of 4 teams each. The Vikings moved into the newly-formed NFC North after years in the NFC Central.

VIKINGS LEAD NFL IN RUSHING — The 2002 Vikings

led the NFL in rushing for the first time in team history with 2,507 yards for the season, an average of 156.7 yards per game. The team also established an NFL mark by becoming the 1st team to make a successful 2-point conversion to win a game when Daunte Culpepper scored on a 2-point run with :05 remaining in the game to give the Vikings a 32-31 win at New Orleans on December 15, 2002. Culpepper proved to be a dangerous runner himself in 2002, setting team records for attempts (106), yards (609) and rushing TDs (10) by a QB.

VIKINGS OFFENSE RANKS #1 — The 2003 Vikings became the 1st squad in franchise history to finish the season with the #1 ranked offense in the NFL, averaging 393.4 yards per game and scoring an average of 26.0 points per game.

ELLER ENSHRINED — On August 8, 2004, Carl Eller was enshrined in the Pro Football Hall of Fame. Eller, the Vikings career sacks leader, was a member of the vaunted Purple People Eaters defense.

WILF FAMILY TAKES OWNERSHIP — An investment group led by brothers Zygmunt and Mark Wilf were unanimously approved as the new owners of the Vikings by their fellow NFL owners on May 25, 2005. The Wilfs, owners of a real estate development company in New Jersey, took ownership in mid-June from former owner Red McCombs, who had owned the club since 1998. Joining the Wilfs ownership group is cousin Leonard Wilf, Reggie Fowler, David Mandelbaum and Alan Landis.

CHILDRESS TAKES THE HELM — The Vikings named Brad Childress the 7th head coach in the history of the franchise on January 6, 2006. Childress comes to the Vikings after seven seasons with the Philadelphia Eagles, spending the 2002-05 seasons as offensive coordinator.

VIKINGS UNVEIL NEW UNIFORMS — The franchise made the most dramatic change to its uniforms in the history of the team during the 2006 offseason. The team unveiled the new uniforms before an enthusiastic crowd at Mall of America on April 27, 2006.

VIKINGS SEND 4 LINEMEN TO PRO BOWL — The 2006 Vikings strong play along the defensive and offensive lines was recognized league-wide as C Matt Birk, G Steve Hutchinson, DT Kevin Williams and DT Pat Williams all earned Pro Bowl honors.

ROOKIE RUNS TO RECORDS — In only his 5th NFL game, rookie RB Adrian Peterson broke the team record for rushing yards in a game with 224 at Chicago (10/14/07). Three weeks later he topped that by setting the NFL single-game rushing record with 296 yards vs. San Diego (11/4/07). He went on to lead the NFC in rushing with 1,341 yards, was named All-Pro, NFL Offensive Rookie of the Year, started in the Pro Bowl and took home game MVP honors.

SOLID 7 EARN PRO BOWL TRIPS — The Vikings sent 7 players to Hawaii for the Pro Bowl, the most to earn the honor since the 2000 season. The team was represented by C Matt Birk, G Steve Hutchinson, S Darren Sharper, FB Tony Richardson, DT Kevin Williams, DT Pat Williams and RB Adrian Peterson.

BLOCKBUSTER TRADE LANDS ALLEN — The Vikings struck a deal with Kansas City to trade 2007 NFL sack leader DE Jared Allen to the club for the Vikings 1st-round (#17) pick in the 2008 Draft, a pair of 3rd-round picks in 2008 and a swap of 6th-round choices.

ZIMMERMAN ENSHRINED — On Aug. 2, 2008, T Gary Zimmerman was inducted into the Pro Football Hall of Fame. Zimmerman started all 108 games he played for the Vikings.

VIKINGS CLAIM FIRST NFC NORTH TITLE — The Vikings rattle off 9 wins in their last 12 games of 2008 to capture their 1st division title since 2000 and the team's 1st NFC North Championship since the NFC Central was realigned in 2002.

PETERSON LEADS NFL IN RUSHING — Second-year RB Adrian Peterson set a team record with 1,760 yards rushing to become the 1st-ever Viking to lead the NFL in rushing. Peterson broke the 100-yard

barrier 10 times during the season.

RUSHING DEFENSE DYNASTY – The Vikings became the first defense since the 1970 merger to rank No. 1 in the NFL against the run for 3 straight years. Minnesota gave up just 76.9 yards per game to lead the league.

VIKINGS LOSE FOUNDING FATHER – One of the Vikings original stockholders and most-adamant supporters, Don McNeely passed away in March of 2009. In addition to his role in helping build the Vikings tradition, McNeely was revered as one of Minnesota's great philanthropists. McNeely was an ardent supporter of the arts and also donated large gifts to the Minnesota State Fair, St. John's University, the Warner Nature Center and the Como Conservatory.

McDANIEL ENSHRINED – G Randall McDaniel was inducted in the Pro Football Hall of Fame on August 8, 2009. McDaniel started 12 consecutive Pro Bowls (1989-2000), 202 consecutive games and missed only 2 games his entire career after being a 1st-round pick by the Vikings in 1988.

FAVRE SIGNS WITH VIKINGS – A long-time nemesis, Brett Favre signed with the Vikings on August 18, 2009. Favre went on to have the best statistical season of his career, throwing for 4,202 yards, 33 TDs and 7 INTs with a 107.2 passer rating, while also setting the NFL record for consecutive games started, a mark formerly held by Vikings legend Jim Marshall.

BACK-TO-BACK DIVISION TITLES – The Vikings finished the regular season with a 12-4 mark to capture its 2nd consecutive NFC North title. It marked the first time Minnesota achieved the feat since 1977-78.

HARVIN NAMED ROOKIE OF THE YEAR – Rookie WR/KR Percy Harvin burst on the scene and earned Associated Press Offensive Rookie of the Year and was also named Pro Football Weekly/PFWA Offensive Rookie of the Year and Pepsi NFL Rookie of the Year. Harvin set team records with 2,081 all-purpose yards and 2 TDs on kick returns, while sharing the NFL rookie lead with 60 receptions for 790 yards. He earned a Pro Bowl berth as a return man.

10 VIKINGS EARN PRO BOWL BERTHS – The Vikings led the NFL and tied a team record with 10 players earning Pro Bowl honors. The unit featured 4 players who made their 1st Pro Bowl- Heath Farwell, Bryant McKinnie, Sidney Rice and Percy Harvin. They were joined by Brett Favre, Steve Hutchinson, Adrian Peterson, Jared Allen, Kevin Williams and Antoine Winfield.

EIGHTH NFC CHAMPIONSHIP GAME – The Vikings traveled to New Orleans in the 8th NFC Championship game in franchise history for a chance to play in Super Bowl XLIV in South Florida. The teams played to a 28-28 tie in regulation, forcing the game into OT where the Saints hit a 40-yard FG in the extra period to claim a 31-28 victory.

RANDLE ENSHRINED – DT John Randle was inducted into the Pro Football Hall of Fame on August 7, 2010 following a 14-year career, including 11 years as a Vikings (1990-2000). He was named to NFL Team of the Decade for the 1990s and led or tied for the team lead in sacks 9 times in his 11 Vikings seasons.

FRAZIER REPLACES CHILDRESS – Defensive Coordinator/Asst. Head Coach Leslie Frazier took over coaching the team after 10 games in 2010 when Brad Childress was replaced. Frazier won his 1st game as Interim Head Coach on 11/28/10 at Washington.

ROOF COLLAPSE CAUSES CHAOTIC 2010 – Heavy snows and inclement weather caused the Metrodome roof to collapse in the early morning hours of December 12, 2010, forcing the final 2 home games of the 2010 season to be moved from the facility. The Vikings played host to the NY Giants in Detroit at Ford Field on 12/13 and the club's final home game was played at the University of Minnesota's TCF Bank Stadium, a Monday Night Football contest against Chicago on 12/20. The team had a road game against Philadelphia postponed due to weather from Sunday night, 12/26, to Tuesday night, 12/28.

50 GREATEST VIKINGS CAPS 50TH SEASON –

Vikings legends reunited for a celebration of the storied history of the Vikings' franchise during a weekend of activities leading up to the Monday Night Football game versus Chicago on December 20, 2010. The team unveiled the 50 greatest Vikings and they were introduced to fans at halftime of the snowy game at TCF Bank Stadium. The snowy atmosphere was fitting and marked the first outdoor home game for the Vikings since the 1981 Met Stadium finale on 12/20/81, 30 years to the day.

FRAZIER NAMED HEAD COACH – After serving as Interim Head Coach for the final 6 games of the 2010 season, Leslie Frazier was named the Head Coach on Monday, January 3, 2011, the day after the 2010 regular season finale. Frazier posted a 3-3 mark in the interim role.

MADIEU WILLIAMS NAMED NFL MAN OF THE YEAR – On Feb. 6, 2011 Vikings S Madiou Williams became only the 2nd Vikings player, joining Cris Carter, to earn Walter Payton Man of the Year honors from the NFL.

ALLEN BREAKS TEAM SACK RECORD – DE Jared Allen had one of the best seasons for a pass rusher in NFL history in 2011. Recording 22.0 sacks, Allen broke Chris Doleman's team record of 21.0 sacks in a season and fell just .5 sack short of the NFL's single-season sack record.

SPIELMAN NAMED GENERAL MANAGER – On January 3, 2012, Rick Spielman was named the team's General Manager. He had previously been the Vikings Vice President of Player Personnel from 2006-2011.

DOLEMAN ENSHRINED – DE Chris Doleman was inducted into the Pro Football Hall of Fame on Aug. 3, 2012 following a 15-year career, including 10 as a Viking. His 150.5 sacks was 4th all-time in the NFL at the time of his retirement.

NEW STADIUM DEAL APPROVED – In May 2012, a bill for a new Minnesota Vikings stadium was passed through the Minnesota legislature and signed by Governor Mark Dayton. Funded by the Vikings, the State of Minnesota, and the City of Minneapolis, the new stadium will be located on the current Metrodome site. Ground was broke for the stadium in December of 2013.

PETERSON POSTS EPIC SEASON – Adrian Peterson had a season for the ages, coming back from a severe knee injury at the end of 2012 to set a franchise record and post the 2nd-best rushing season in NFL history with 2,097 yards. Peterson broke Robert Smith's Vikings career rushing mark in the 1st game of the season. Peterson went on to become only the 3rd Vikings player to earn Associated Press MVP honors for his efforts along with AP Offensive Player of the Year, 1st-Team All-Pro and Pro Bowl honors.

TURNAROUND EARNS PLAYOFF BERTH – The Vikings rebounded from a 3-13 mark in 2012 to go 10-6 and earn a Wild Card Playoff berth in 2013, the biggest single-season win improvement in team history at +7.

CARTER ENSHRINED – WR Cris Carter was inducted into the Pro Football Hall of Fame on Aug. 4, 2013. Carter holds the Vikings career receptions, yards and TDs records. Carter was a 4-time All-Pro and 8-time Pro Bowler during his 16 NFL seasons.

VIKINGS HOST REGULAR SEASON HOME GAME IN LONDON – The Vikings played the 1st regular season game in franchise history outside of the United States in a 34-27 win over Pittsburgh at London's Wembley Stadium in the International Series on September 29, 2013. The Vikings had previously played a preseason game at Wembley in 1983 against the St. Louis Cardinals.

ROOKIE CORDARRELLE PATTERSON SETS UNBREAKABLE RECORD – In only his 7th career game, rookie WR/KR Cordarrelle Patterson tied an NFL record for the longest play in league history and set the mark for longest KO return with his 109-yard TD vs. Green Bay on Oct. 27, 2013. The only other 109-yard play came in 2007 against the Vikings at Mall

of America Field when Antonio Cormartie returned a Vikings missed FG 109 yards for a score.

GROUNDBREAKING ON NEW STADIUM – Vikings ownership and management, state leaders and elected officials joined together to officially break ground on the new stadium building project on December 3, 2013.

ALL MALL OF AMERICA FIELD TEAM TEAM – Fan voting on Vikings.com selected a 27-member team and head coach of Vikings alums that played most of their careers with the club at Mall of America Field at HHH Metrodome.

LAST GAME IN THE DOME – After calling Mall of America Field at HHH Metrodome home for 32 seasons, the Vikings played the final game in the stadium in the 2013 season finale. Minnesota topped Detroit 14-13 to send the stadium out on a winning note.

ZIMMER HIRED AS 9TH COACH IN TEAM HISTORY – Cincinnati Bengals defensive coordinator Mike Zimmer was hired as the 9th coach in Vikings history on January 15, 2014. The veteran defensive coach comes to Minnesota with 20 seasons of NFL experience under his belt and a Super Bowl victory with Dallas.

MINNESOTA AWARDED SUPER BOWL LII AT NEW STADIUM IN 2018 – Minnesota's bid for Super Bowl LII was successful when selected on May 20, 2014 as the host community for the world-renowned event. The game itself will be played at the New Minnesota Stadium but the entire greater Twin Cities metro area will accommodate the week long festivities.

VIKINGS RETURN TO OUTDOOR FOOTBALL – On August 8, 2014 in a preseason game vs. Oakland, the Vikings returned to the elements playing home games outdoors for the first time since 1981 for 2 seasons at TCF Bank Stadium on the campus of the University of the Minnesota while U.S. Bank Stadium was being constructed.

ZIMMER ERA BEGINS WITH WIN – On September 7, 2014, Head Coach Mike Zimmer won his first game in dominating fashion beating the St. Louis Rams 34-6 on the road in the season opener.

BUD GRANT WAY UNVEILED – At an unveiling ceremony on December 1, 2014, the Vikings and the city of Minneapolis honored former Head Coach Bud Grant with a street named in his honor outside of the new Minnesota Stadium.

TINGELHOFF ENSHRINED – C Mick Tingelhoff was inducted into the Pro Football Hall of Fame on August 8, 2015. Tingelhoff played in 240 consecutive games and didn't miss a game in his 17-year career. Tingelhoff was a 7-time All-League selection and was named to 6 consecutive Pro Bowls. As a part of Tingelhoff's enshrinement, the Vikings played the Steelers in the Hall of Fame Game on August, 9, the 4th time the Vikings have participated in the Hall of Fame Game.

ZIMMER CAPTURES 1ST NFC NORTH TITLE – The Vikings closed the 2015 regular season with 3 straight wins, including a 20-13 victory over the Packers at Lambeau Field in the finale on Jan. 3, 2016.

The road win secured Minnesota's 1st NFC North title since 2009 and 1st playoff appearance since 2012.

ADRIAN PETERSON WINS RUSHING TITLE – For the 3rd time in his career, Adrian Peterson lead the NFL in rushing yards running for 1,485 yards in 2015.

COLDEST GAME IN FRANCHISE HISTORY – The Vikings hosted the Seattle Seahawks on Jan. 10, 2016, in the Wildcard Round of the playoffs in the coldest game in franchise history. The temperature at kickoff was minus-6 degrees Fahrenheit with a wind chill of negative 25 with a capacity crowd at TCF Bank Stadium in the last outdoor game played in Minnesota.

U.S. BANK STADIUM OPENS – Erected at the site of the Metrodome, U.S. Bank Stadium opened its doors in July 2016. Luke Bryan and Metallica concerts and an international soccer match between Chelsea and AC Milan were the opening events in the new stadium.

BREAKING GROUND IN EAGAN – The Vikings broke ground on their new training facility- the Twin Cities Orthopedics Performance Center- in Eagan on August 2. The facility will open in spring 2018 as the Vikings headquarters for football and business operations.

U.S. BANK STADIUM OPENS FOR PLAY – The Vikings hosted the San Diego Chargers in a preseason contest played on Aug. 28, 2016 and the Green Bay Packers in the first regular season game at U.S. Bank Stadium in a primetime game on Sunday Night Football on Sept. 18, 2016, a 17-14 Vikings win to kick off the home slate. Kyle Rudolph scored the 1st Vikings TD on a pass from Sam Bradford.

NINTH NFC CHAMPIONSHIP GAME BERTH – The Vikings overcame key injuries early in the season to notch a 13-3 regular season and advance to the NFC Championship Game, earning the 2nd NFC North title and 2nd playoff berth in head coach Mike Zimmer's 4 seasons. The Vikings hosted New Orleans for an NFC Divisional Round playoff, the 1st playoff game at U.S. Bank Stadium.

MINNESOTA HOSTS SUPER BOWL LII – The state hosted the Super Bowl for the 2nd time, 26 years after playing host to Super Bowl XXVI at the Metrodome. Philadelphia topped New England 41-33 to claim the Lombardi Trophy. Justin Timberlake performed at halftime and Pink sang the national anthem.

TWIN CITIES ORTHOPEDICS PERFORMANCE CENTER OPENS – State of the art TCO Performance Center opened as the new daily home of the Minnesota Vikings in Eagan. The facility features 4 outdoor practice fields, an indoor field and TCO Stadium field. The facility opened for business on March 5, 2018 and houses all football and business functions for the team.

COUSINS SIGNS AS TOP FREE AGENT – The Vikings signed coveted free agent QB Kirk Cousins to a blockbuster deal on the first day of free agency in 2018, luring the former Washington signal-caller to take the helm of the Vikings offense.

VIKINGS MUSEUM OPENS – As part of the TCO Performance Center complex, the team opened the Minnesota Vikings Museum, an interactive look at the history of the team

NEW TRAINING CAMP TRADITION – The Vikings spent the 2018 training camp at TCO Performance Center, a first for the club after holding training camps on-campus at Bemidji (1961-65) and Mankato (1966-2017).

MOSS ENSHRINED – WR Randy Moss was inducted into the Pro Football Hall of Fame on Aug. 4, 2018. Moss was Rookie of the Year in 1998, ranks 2nd in team history for catches, yards and receiving TDs. Earned 3 All-Pro and 5 Pro Bowl honors with the Vikings in 8 seasons.

JORDAN HONORED – TE Steve Jordan was inducted into the Vikings Ring of Honor on Oct. 24, 2019 at halftime of the Thursday Night Football win over Washington at U.S. Bank Stadium. The 3rd-leading receiver in team history, Jordan went to 6 straight Pro Bowls in his career.

UNSETTLED OFFSEASON– The spring of 2020 was one of the most unprecedented in the history of the nation as the Coronavirus pandemic forced businesses to close, travel to shut down and social distancing became the norm. The Vikings were unable to hold a normal offseason with players and coaches working on-site. The 2020 Draft was done remotely and the club's offseason meetings were done by video conference.

SOCIAL JUSTICE AWARENESS RISES– The aftermath of George Floyd's death in Minneapolis led to protests in the Twin Cities and across the world calling for reform and renewed emphasis on social justice. The Vikings leaned on their player-led Social Justice Committee and support from ownership to help navigate the emotional times. The team announced a \$5 million donation from the Wilf family

for social justice initiatives in Minnesota and across the country and a scholarship funded in Floyd's name for African American students going on to post-secondary education.

HUTCHINSON INDUCTED– G Steve Hutchinson was slated for inducted into the Pro Football Hall of Fame on August 8, 2020 but ceremonies were postponed until 2021. Hutchinson played for the Vikings 2006-11, helping Adrian Peterson set the NFL record with 296 rushing yards against San Diego in 2007. Hutchinson was a 7-time AP All-Pro honoree, was selected to the 2000's Team of the Decade.

COVID19 ALTERS PLANS– The 2020 NFL offseason program became a virtual experience with meetings taking place remotely. The preseason was cancelled and crowds for home games were eliminated or severely limited. The Vikings opened their 60th season of play to an empty U.S. Bank Stadium when hosting Green Bay in the season opener. The Vikings were unable to welcome fans to home games in 2020 and had severely limited crowds in only 4 road games - at Indianapolis, Houston, Tampa Bay and New Orleans, drawing a season-high 16,031 at Tampa.

WILLIAMS RECOGNIZED– DT Kevin Williams was named to the Vikings Ring of Honor in 2021, making him only the 3rd DT in team history to reach the Ring. A 1st-round pick in 2003 (#9 overall), Williams played 11 seasons with the Vikings, earning 6 Pro Bowl berths and 5 times was a 1st-Team Associated Press All-Pro.

LEADERSHIP CHANGES– The team hired Kwesi Adofo-Mensah as General Manager and Kevin O'Connell as Head Coach entering the 2022 season. Both enter their first seasons in the roles, replacing Rick Spielman and Mike Zimmer respectively.

ALLEN HONORED– DE Jared Allen was inducted into the Vikings Ring of Honor, the 26th member of the exclusive group. A Pro Bowler in 4 of his 6 seasons with the Vikings, Allen set the team sack record for a season with 22.0 in 2011. He amassed 136.0 sacks in his 12 NFL seasons.

NFC NORTH TITLE– Under the direction of 1st-year head coach Kevin O'Connell the Vikings won the NFC North. O'Connell joined Dennis Green as the only 1st-year coaches in team history to win a Division title. O'Connell's 13-4 record is the best by a 1st-year head coach in club history.

GRANT PASSES– Hall of Fame coach and franchise icon Bud Grant passed on March 11, 2023 at the age of 95. The winningest coach in team history, Grant remained active with the team as a consultant until the end of his life.

VIKINGS COACHING HISTORY

YEARS	HEAD COACH	TOTAL GAMES	REGULAR SEASON (%)	PLAYOFFS (%)	OVERALL (%)
1961-66	Norm Van Brocklin	84	29-51-4 (.369)	0-0-0 (.000)	29-51-4 (.369)
1967-83, '85	Bud Grant	281	158-96-5 (.620)	10-12-0 (.454)	168-108-5 (.607)
1984	Les Steckel	16	3-13-0 (.188)	0-0-0 (.000)	3-13-0 (.188)
1986-91	Jerry Burns	101	52-43-0 (.547)	3-3-0 (.500)	55-46-0 (.544)
1992-2001	Dennis Green	171	97-62-0 (.610)	4-8-0 (.250)	101-70-0 (.591)
2001-05	Mike Tice	67	32-33-0 (.492)	1-1-0 (.500)	33-34-0 (.493)
2006-10	Brad Childress	77	39-35-0 (.527)	1-2-0 (.333)	40-37-0 (.519)
2010-13	Leslie Frazier	55	21-32-1 (.398)	0-1-0 (.000)	21-33-1 (.391)
2014-21	Mike Zimmer	134	72-56-1 (.558)	2-3-0 (.400)	74-59-1 (.552)
2022-	Kevin O'Connell	18	13-4 (.764)	0-1 (.000)	13-5 (.722)
Total		1,004	515-425-11 (.547)	21-31-0 (.412)	537-455-11 (.540)



Norm Van Brocklin



Bud Grant




Les Steckel



Jerry Burns



Dennis Green



Mike Tice



Brad Childress



Leslie Frazier



Mike Zimmer



Kevin O'Connell

Norm Van Brocklin - Named Vikings Head Coach on January 18, 1961...The former quarterback had retired from the NFL following the 1960 season after 12 professional seasons with the Los Angeles Rams (1949-57) and Philadelphia Eagles (1958-60)...“The Dutchman” led the Eagles to the NFL crown in 1960 and was the League MVP...Set an NFL record with 554 passing yards in the 1951 season opener...Threw for 23,611 yards and 173 TDs in his NFL career and played in 10 Pro Bowls...Inducted into the Pro Football Hall of Fame in 1971...Coached 84 games with the Vikings with a 29-51-4 record....Went on to coach the Atlanta Falcons from 1968-73...Born March 15, 1926, in Eagle Butte, SD...Died May 2, 1983...Attended Oregon where he was an All-American.

Bud Grant - Named Vikings Head Coach on March 10, 1967...Came to Minnesota following a successful coaching career in the Canadian Football League with the Winnipeg Blue Bombers, leading the team to 4 Grey Cup championships and playing in the game 6 times...Coached the Vikings in 281 total games, retiring after the 1983 season only to be coaxed back to coach the team again in 1985 before retiring for good...Led Vikings to Super Bowl IV, VIII, IX and XI...Won 11 Central Division titles and made 12 appearances in the playoffs...Member of both the CFL and Pro Football Halls of Fame...Inducted into Vikings Ring of Honor in 1998...Born May 20, 1927 in Superior, WI...Died March 11, 2023...An avid outdoorsman who travels the world hunting and fishing.

Les Steckel - Named Head Coach on January 29, 1984...Coached the Vikings for the 1984 season, finishing 3-13...Served as an offensive assistant with the Vikings 1979-83...Came to Minnesota in 1979 after working on the San Francisco 49ers staff...Was the youngest Head Coach in the NFL in 1984 at age 38...Born July 1, 1946, in Whitehall, PA...Began his playing career at Kansas as a walk-on, playing 4 seasons for the Jayhawks as a running back...Worked for Senator Robert Kennedy's campaign as a volunteer following his 1968 graduation...Joined the Marine Corps and served as an infantry Lieutenant, seeing combat in Vietnam...Left the service in 1972 and began his coaching career at Colorado, working with the Buffaloes from 1972-76, the US Naval Academy in 1977 and the 49ers in 1978.

Jerry Burns - Named Vikings Head Coach on January 6, 1986...Served as Vikings offensive coordinator from 1968-85, guiding the team to 4 Super Bowl berths and 11 Central Division titles...Served as Vikings Head Coach 6 seasons, 1986-91...Coached the team in 101 total games, going 52-43 in the regular season and 3-3 in the playoffs...Led the Vikings to the NFC Championship game in 1987, earning upset wins at New Orleans and San Francisco along the way before falling to the Redskins 17-10 in Washington...Won the NFC Central in 1989...Coached in 6 Super Bowls, 4 as Vikings offensive coordinator and 2 as the Green Bay Packers' defensive backs coach in Super Bowls I and II...Played QB for Michigan on the 1950 Rose Bowl team...Began his coaching career in 1951 at University of Hawaii...Head Coach at the University of Iowa from 1961-65...Inducted into Vikings Ring of Honor in 2005...Born January 24, 1927...Died May 12, 2021.

Dennis Green - Named Vikings Head Coach on January 10, 1992...Came to Minnesota after reviving the Stanford University football program, serving as Head Coach from 1989-91, the only Vikings Head Coach to come directly from the college ranks...Coached 171 total games in 10 seasons with the Vikings, leading the team to 4 Central Division titles and the NFC Championship game twice...Vikings made the playoffs 8 of Green's 10 seasons and the 1998 club set the NFL single-season scoring record at 556 points, averaging 34.8 points per game...An advocate of community involvement, Green initiated Community Tuesdays, which had players active in the Twin Cities on their day off, a concept that spread to the entire National Football League...Born February 17, 1949 in Harrisburg, PA...Died July 21, 2016...Named NFL Coach of the Year in 1992 by the Washington Touchdown Club and in 1998 by Sports Illustrated and the Maxwell Club...Inducted into Vikings Ring of Honor in 2018.

Mike Tice - Named Vikings Head Coach on January 10, 2002 after serving as the team's coach for the final regular season game of the 2001 season...Became the 1st Vikings player to go on and serve as Head Coach...Enjoyed a 14-year NFL playing career as a TE, including 1992-93, '95 with the Vikings...Played in 177 career games with Seattle, Washington and Minnesota...Originally signed by Seattle as a rookie free agent QB in 1981...Born February 2, 1959, in Bayshore, NY...Began coaching career with Minnesota Vikings as TE coach in 1996...Coached offensive line from 1997-2001 and added title of Assistant Head Coach in 2001.

Brad Childress - Named Vikings Head Coach on January 6, 2006...Led Vikings to consecutive NFC North titles in 2008-09...Won first game with Vikings over Washington on Monday Night Football...Joined the Vikings after 7 seasons with Philadelphia, working from 2002-05 as the Eagles' offensive coordinator...Helped guide Eagles to Super Bowl XXXIX...Coached at University of Wisconsin from 1991-98...Got first taste of NFL coaching with Indianapolis Colts in 1985...Started coaching career at University of Illinois from 1978-84...Born June 27, 1956 and raised in Aurora, IL.

Leslie Frazier - Named Vikings Head Coach on January 3, 2011 after serving as Interim Head Coach for final 6 games of 2010 season, going 3-3...Finished 21-32-1 as Head Coach in the regular season...Made his 1st and only playoff appearance as Vikings head coach in 2012 after going 10-6... Led the the biggest single-season turnaround in team history and finished tied for 3rd in Coach of the Year voting in 2012...Won 1st game as interim coach at Washington (11/28/10)...Vikings Defensive Coordinator 2007-10...Played for Division rival Chicago from

1981-86, starting at CB on Bears Super Bowl XX championship team...Entered NFL as assistant coach with Philadelphia in 1999...Began coaching career in 1988 at tiny Trinity College in suburban Chicago, starting the football program from the ground up as the 1st coach in program history...Part of Super Bowl winner with Chicago as a player and Indianapolis as an assistant coach...Born April 3, 1959 in Columbus, MS.

Mike Zimmer - Named Vikings Head Coach on January 15, 2014...Posted 74 wins, including playoffs, in 8 seasons as head coach, advancing to 2017 NFC Championship Game after a 13-3 regular season...Earned 2015 and 2017 NFC North Division titles and led team to 5 playoff games...Vikings ranked #1 in NFL total defense in 2017...Served as a defensive coordinator for the previous 14 seasons for Cincinnati (2008-13), Atlanta (2007) and Dallas (2000-06)...Part of 13 playoff teams in his NFL tenure and teams that have won 9 Division titles...Coached Cowboys DBs when team won Super Bowl XXX over Pittsburgh...Had a top-7 defense 4 of his final 5 seasons with Cincinnati...Before moving to the NFL ranks with Dallas in 1994 he spent 15 seasons coaching at the collegiate level where he spent his final 5 seasons as defensive coordinator at Washington State from 1989-93...Was at Weber State from 1981-88 serving as defensive coordinator from 1983-88...Entered the coaching profession at Missouri where he served as an assistant from 1979-80...Played QB and then later LB at Illinois State...Wife, Vikki, passed in 2009...Born June 5, 1956 in Peoria, IL.

Kevin O'Connell - Named 10th Vikings Head Coach on February 16, 2022...Set Vikings record for most wins by a 1st-year coach with 13 in 2022...Only the 2nd Vikings head coach to win a Division title in their 1st season...Joined Vikings from Super Bowl LVI champion LA Rams, where he served as Offensive Coordinator in 2020 and '21 and was OC in Washington in 2019...Helped Rams WR Cooper Kupp earn 2021 NFL Offensive Player of the Year and Super Bowl MVP honors...Began coaching career with Cleveland in 2015...Coached in San Francisco ('16) and Washington ('17-19)...Was a 3rd-round draft pick by New England in 2008, going on to play for NY Jets from 2009-11 when the Jets went to consecutive AFC title games in 2009 and '10...Played QB at San Diego State from 2004-07...Born May 25, 1985 in Nashville, Tenn.

VIKINGS ALL-TIME COACHING STAFFS

Norm Van Brocklin (1961-66)

Walt Yowarsky, Darrel Brewster (1961-63), Harry Gilmer (1961-64), Stan West (1961-63), Tom McCormick (1963-66), Marion Campbell (1964-66), Lew Carpenter (1964-66), Jack Faulkner (1965), Jim Carr (1966).

Bud Grant (1967-83)

Buster Mertes, John Michels, Jim Carr (1967-68, 1978-81), Bob Hollway 1967-70, '78-83), Jerry Burns (1968-83), Neill Armstrong (1969-77), Jack Patera (1969-75), Jocko Nelson (1971-78), Buddy Ryan (1976-77), Murray Warmath (1978-79), Floyd Reese (1979-83), Les Steckel (1979-83), Tom Cecchini (1980-83), Jed Hughes (1982-83).

Les Steckel (1984)

Tom Batta, Raymond Berry, Bud Bjornaraa, Dean Brittenham, Jerry Burns, Ross Fichtner, Bob Hollway, Bob Leahy, Buster Mertes, John Michels, Dan Radakovich, Floyd Reese, Dick Rehbein, Mike Sweatman.

Bud Grant (1985)

Tom Batta, Jerry Burns, Pete Carroll, Bob Hollway, John Michels, Floyd Reese, Dick Rehbein, Marc Trestman, Paul Wiggin.

Jerry Burns (1986-91)

Tom Batta, John Michels, Dick Rehbein, Paul Wiggin, Pete Carroll (1986-89), Bob Hollway (1986), Monte Kiffin (1986-89, '91), Floyd Peters (1986-90), Bob Schnelker (1986-90), Marc Trestman (1986, '89-91), John Brunner (1987-91), Rollie Dotsch (1987), Jerry Brown (1988-91), Maxie Baughan (1989-91), Tom Moore (1989-91).

Dennis Green (1992-2001)

*Mike Tice Coach Last Game of 2001

Richard Solomon (1992-01), Steve Wetzel (1992-01), Tom Batta (1992-93), Jack Burns (1992-93), Brian Billick (1992-98), Tony Dungy (1992-95), Monte Kiffin (1992-94), John Michels (1992-93), Tom Moore (1992-93), Willie Shaw (1992-93, 2001), John Teerlinck (1992-94), Tyrone Willingham (1992-94), Mike Wolf (1992-94), Chris Foerster (1993-95), Carl Hargrave (1994-2001), Foge Fazio (1995-99), John Levra (1995-97), Chip Myers (1995-98), Ray Sherman (1995-97, '99), Jeff Friday (1996-98), Tom Olivadotti (1996-99), Mike Tice (1996-2001), Dave Atkins (1997-99), Wade Harman (1997-98), Hubbard Alexander (1998-99), Andre Patterson (1998-99), Dean Dalton (1999-2001), John Kasper (1999), John Tice (1999-2001), Alex Wood (1999-2001), Charlie Baggett (2000-01), John Fontes (2000), Chuck Knox, Jr. (2000-01), Daryl Lawrence (2000-01), Sherman Lewis (2000-01), Emmitt Thomas (2000-01), Fred von Appen (2000), Brian Baker (2001), Gary Zauner (1994-01), Trent Walters (1994-01), Keith Rowen (1994-96), Jerry Rhome (1994), Mark Asanovich (1995).

Mike Tice (2002-05)

Charlie Baggett (2002-04), Brian Baker (2002-05), Pete Bercich (2002-05), Ted Cottrell (2004-05), Dean Dalton (2002-05), Mark Ellis (2004-05), Jay Hayes (2002), Chuck Knox, Jr. (2002-05), Daryl Lawrence (2002-03), Scott Linehan (2002-04), Steve Loney (2002-05), George O'Leary (2002-03), Jim Panagos (2002-05), Willie Shaw (2002-03), John Tice (2002-05), Steve Wetzel (2002-03), Alex Wood (2002), Randy Hanson (2003-05), Kevin Ross (2003-05), Kurtis Shultz (2004-05), Rusty Tillman (2003-05), Wes Chandler (2005), Foge Fazio (2005), Rich Olson (2005), Jerry Rhome (2005).

Brad Childress, Leslie Frazier (2006-10)

*Frazier Coached Final Six Games of 2010

Juney Barnett (2006-10), Darrell Bevell (2006-10), Eric Bieniemy (2006-10), Brendan Daly (2006-08), Karl Dunbar (2006-10), Paul Ferraro (2006-08), Ryan Ficken (2007-10), Leslie Frazier (2007-10), Jason Glenn (2009), Jim Hueber (2006-10), Jeff Imamura (2006-10), Jimmie Johnson (2006-10), Tom Kanavy (2006-10), Derek Mason (2007-09), Clay Matchett (2006), Pat Morris (2006-10), Brian Murphy (2006-10), Chad O'Shea (2006-08), Fred Pagac (2006-10), Dennis Polian (2009-10), Diron Reynolds (2009-10), Kevin Rogers (2006-10), Matt Sheldon (2010), Ryan Silverfield (2008-10), Kevin Stefanski (2006-10), George Stewart (2007-10), Martin Streight (2006-10), Mike Tomlin (2006), Chris White (2009-10), Joe Woods (2006-10), Darrell Wyatt (2006).

Leslie Frazier (2011-13)

Juney Barnett (2011), Brendan Daly (2012-13), Jeff Davidson (2011-13), Karl Dunbar (2011), Ryan Ficken (2011-13), Jeff Howard (2013), Jeff Imamura (2011-13), Craig Johnson (2011-13), Jimmie Johnson (2011-13), Tom Kanavy (2011-13), Klint Kubiak (2013), Aaron McLaurin (2012-13), Bill Musgrave (2011-13), Fred Pagac (2011-13), Mike Priefer (2011-13), Diron Reynolds (2011-13), James Saxon (2011-13), Matt Sheldon (2011), Ryan Silverfield (2011-13), Mike Singletary (2011-13), Kevin Stefanski (2011-13), George Stewart (2011-13), Martin Streight (2011-13), Cameron Turner (2011-12), Chris White (2011-12), Alan Williams (2012-13), Joe Woods (2011-13).

Mike Zimmer (2014-21)

Imarjaye Albury (2020-21), Robb Akey (2014), Roy Anderson (2020-21), Clancy Barone (2017-18), Dom Capers (2020), Jeff Davidson (2014-15), John DeFilipo (2018), Rick Dennison (2019-21), Todd Downing (2018), George Edwards (2014-19), Ryan Ficken (2014-21), Hank Fraley (2014-16), Jonathan Gannon (2014-17), Jerry Gray (2014-19), Darrell Hazell (2017-18), Josh Hingst (2021), Ellis Hill (2018), Jeff Howard (2014-19), Jeff Hurd (2014-16), Andrew Janocko (2015-21), Marquis Johnson (2021), Christian Jones (2019-21), Daronte Jones (2020), Derik Keyes (2017-21), Gary Kubiak (2019-20), Klint Kubiak (2014, '19-21), Reshard Langford (2017), Chaz Mahle (2015-20), Marwan Maalouf (2019-20), Evan Marcus (2014-15), Keenan McCardell (2021), Terence Newman (2018), Brian Pariani (2019-21), A.C. Patterson (2019-21), Andre Patterson (2014-21), Drew Petzing (2014-19), Kennedy Polamalu (2017-21), Mike Priefer (2014-18), Nick Rallis (2018-20), Phil Rauscher (2020-21), Robert Rodriguez (2015-19), Brent Salazar (2016), Karl Scott (2021), Sam Seifkes (2021), Pat Shurmur (2016-17), Tony Sparano (2016-17), Ben Steele (2021), Robert Steeples (2021), Kevin Stefanski (2014-19), George Stewart (2014-16), Norv Turner (2014-16), Scott Turner (2014-16), Mark Uzeyama (2017-20), Kirby Wilson (2014-15), Josh Woods (2021), Adam Zimmer (2014-21).

Kevin O'Connell (2022-)

Roy Anderson (2022), Brian Angelichio (2022-), Ryan Cordell (2022-), Matt Daniels (2022-), Ed Donatell (2022), Steve Donatell (2022), Josh Hingst (2022-), Jerrod Johnson (2022), Marquis Johnson (2022), Daronte Jones (2022-), Derik Keyes (2022-), Ben Kotwicka (2022), Chris Kuper (2022-), Greg Manusky (2022), Keenan McCardell (2022-), Curtis Modkins (2022-), Derron Montgomery (2022-), Chris O'Hara (2022-), Mike Pettine (2022-), Wes Phillips (2022-), Justin Rascati (2022-), Dan Ridenour (2022-), Chris Rumph (2022-), Sam Seifkes (2022), Mike Smith (2022-), Tony Sorrentino (2022-), A'Lique Terry (2022-), Grant Udinski (2022-).

VIKINGS ALL-TIME ASSISTANT COACHES ROSTER

Albury, Imarjaye, 2020-21
Akey, Robb, 2014
Alexander, Hubbard, 1998-99
Anderson, Roy, 2020-
Angelichio, Brian, 2022-
Armstrong, Neill, 1969-77
Atkins, Dave, 1997-99
Asanovich, Mark, 1995
Baggett, Charlie, 2000-04
Baker, Brian, 2001-03
Barnett, Juney, 2006-11
Barone, Clancy, 2017-18
Batta, Tom, 1984-93
Baughan, Maxie, 1989-91
Bercich, Pete, 2002-05
Berry, Raymond, 1984
Bevell, Darrell, 2006-10
Bieniemy, Eric, 2006-10
Billick, Brian, 1992-98
Bjornaraa, Bud, 1984
Brewster, Darrel, 1961-63
Brittenham, Dean, 1984
Brown, Jerry, 1988-91
Brunner, John, 1987-91
Burns, Jerry, 1968-85
Burns, Jack, 1992-93
Campbell, Marion, 1964-66
Capers, Dom, 2020
Carpenter, Lew, 1964-66
Carr, Jim, 1966-68; 1978-81
Carroll, Pete, 1985-89
Cecchini, Tom, 1980-83
Cordell, Ryan, 2022-
Cotttrell, Ted, 2004-05
Dalton, Dean, 1999-2005
Daly, Brendan, 2006-08; '12-13
Daniels, Matt, 2022-
Davidson, Jeff, 2011-15
DeFilippo, John, 2018
Dennison, Rick, 2019-21
Donatell, Ed, 2022
Donatell, Steve, 2022
Dotsch, Rollie, 1987
Downing, Todd, 2018
Dunbar, Karl, 2006-11
Dungy, Tony, 1992-95
Edwards, George, 2014-19
Ellis, Mark, 2004-05
Faulkner, Jack, 1965
Fazio, Foge, 1995-99, 2005
Ferraro, Paul, 2006-08
Fichtner, Ross, 1984
Ficken, Ryan, 2007-21
Foerster, Chris, 1993-95
Fontes, John, 2000
Fraley, Hank, 2014-16
Frazier, Leslie, 2007-10
Friday, Jeff, 1996-98
Gannon, Jonathan, 2014-17

Gilmer, Harry, 1961-64
Glenn, Jason, 2009
Gray, Jerry, 2014-19
Hanson, Randy, 2003-05
Hargrave, Carl, 1994-2001
Harman, Wade, 1997-98
Hayes, Jay, 2002
Hazell, Darrell, 2017-18
Hill, Ellis, 2018
Hingst, Josh, 2021-
Hollway, Bob, 1967-70; '78-86
Howard, Jeff, 2013-19
Hueber, Jim, 2006-10
Hughes, Jed, 1982-83
Hurd, Jeff, 2014-16
Imamura, Jeff, 2006-13
Janocko, Andrew, 2015-21
Johnson, Craig, 2011-13
Johnson, Jerrod, 2022-
Johnson, Jimmie, 2006-13
Johnson, Marquis, 2021-22
Jones, Christian, 2019-21
Jones, Daronte, 2020, '22-
Kanavy, Tom, 2006-13
Kasper, John, 1999
Keyes, Derik, 2018-
Kiffin, Monte, 1986-89; '91-94
Knox, Jr., Chuck, 2000-05
Kotwicka, Ben, 2022
Kubiak, Gary, 2019-20
Kubiak, Clint, 2013-14, '19-21
Kuper, Chris, 2022-
Langford, Reshard, 2017
Lawrence, Daryl, 2000-03
Leahy, Bob, 1984
Levra, John, 1995-97
Lewis, Sherman, 2000-01
Linehan, Scott, 2002-04
Loney, Steve, 2002-05
Maalouf, Marwan, 2019-20
Mahle, Chaz, 2015-20
Manusky, Greg, 2022
Mason, Derek, 2007-09
Marcus, Evan, 2014-15
Matchett, Clay, 2006
McCardell, Keenan, 2021-
McCormick, Tom, 1963-66
McLaurin, Aaron, 2012-13
Mertes, Buster, 1967-84
Michels, John, 1967-93
Modkins, Curtis, 2022-
Montgomery, Derron, 2022-
Moore, Tom, 1989-93
Morris, Pat, 2006-10
Murphy, Brian, 2006-10
Musgrave, Bill, 2011-13
Myers, Chip, 1995-98
Nelson, Jocko, 1971-78
Newman, Terence, 2018

O'Hara, Chris, 2022-
O'Leary, George, 2002-03
O'Shea, Chad, 2006-08
Olivadotti, Tom, 1996-99
Olson, Rich, 2005
Pagac, Fred, 2006-13
Panagos, Jim, 2002-05
Pariani, Brian, 2019-21
Patera, Jack, 1969-75
Patterson, A.C., 2019-21
Patterson, Andre, 1998-99, 2014-
Peters, Floyd, 1986-90
Pettine, Mike, 2022-
Petzing, Drew, 2014-19
Phillips, Wes, 2022-
Polamalu, Kennedy, 2017-21
Polian, Dennis, 2009-10
Priefer, Mike, 2011-18
Radakovich, Dan, 1984
Rallis, Nick, 2018-20
Rascati, Justin, 2022-
Rauscher, Phil, 2020-21
Reese, Floyd, 1979-85
Rehbein, Dick, 1984-91
Reynolds, Diron, 2009-13
Rhome, Jerry, 1994, 2005
Ridenour, Dan, 2022-
Rodriguez, Robert, 2015-19
Rogers, Kevin, 2006-10
Ross, Kevin, 2003-05
Rowen, Keith, 1994-96
Ryan, Buddy, 1976-77
Salazar, Brent, 2016
Saxon, James, 2011-13
Schnelker, Bob, 1986-90
Scott, Karl, 2021
Siefkes, Sam, 2021-
Sheldon, Matt, 2010-11
Shultz, Kurtis, 2004-05
Shurmur, Pat, 2016-17
Shaw, Willie, 1992-93; 2001-02
Sherman, Ray, 1995-97; '99
Silverfield, Ryan, 2008-13
Singletary, Mike, 2011-13
Smith, Mike, 2022-
Solomon, Richard, 1992-2001
Sorrentino, Tony, 2022-
Sparano, Tony, 2016-17
Steckel, Les, 1979-83
Stefanski, Kevin, 2006-19
Steeple, Robert, 2021-
Stewart, George, 2007-16
Streight, Martin, 2006-13
Sweatman, Mike, 1984
Teerlinck, John, 1992-94
Terry, A'Lique, 2022-
Thomas, Emmitt, 2000-01
Tice, John, 1999-2005
Tice, Mike, 1996-2001

Tillman, Rusty, 2003-05
Tomlin, Mike, 2006
Trestman, Marc, 1985-86; '89-91
Turner, Cameron, 2011-12
Turner, Norv, 2014-16
Turner, Scott, 2014-16
Udinski, Grant, 2022-
Uyeyama, Mark, 2017-20
von Appen, Fred, 2000
Walters, Trent, 1994-2001
Warmath, Murray, 1978-79
White, Chris, 2009-12
West, Stan, 1961-63
Wetzel, Steve, 1992-2003
Wiggin, Paul, 1985-91
Williams, Alan, 2012-13
Willingham, Tyrone, 1992-94
Wilson, Kirby, 2014-15
Wolf, Mike, 1992-94
Wood, Alex, 1999-2002
Woods, Joe, 2006-13
Woods, Josh, 2021
Wyatt, Darrell, 2006
Yowarsky, Walt, 1961-66
Zauner, Gary, 1994-2001
Zimmer, Adam, 2014-21

VIKINGS YEAR-BY-YEAR

(Home Fields: 1961-81 Metropolitan Stadium, 1982-2013 HHH Metrodome, 2014-15 TCF Bank Stadium, 2016-Present U.S. Bank Stadium)

ALL-TIME RECORD: REGULAR SEASON 516-425-11 / POST SEASON 21-31 / OVERTIME 28-21-4

1961
Head Coach: Norm Van Brocklin
Preseason (0-5)
 8/5 L 13 Dallas at Sioux Falls (4,954) 38
 8/18 L 3 at Baltimore Colts (10,203) 13
 8/26 L 10 San Fran. at Portland (27,044) 14
 9/2 L 7 Chicago at Cedar Rapids (12,500) 30
 9/10 L 17 L.A. Rams (27,982) 21
Regular Season (3-11)
Finish: 7th in NFL Western Conference
 9/17 W 37 Chicago (32,236) 13
 9/24 L 7 at Dallas (12,992) 21
 10/1 L 33 at Baltimore Colts (54,259) 34
 10/8 L 0 Dallas (33,070) 28
 10/15 L 24 San Francisco (34,415) 38
 10/22 L 7 Green Bay (42,007) 33
 10/29 L 10 at Green Bay (Milw.) (44,112) 28
 11/5 L 17 at L.A. Rams (38,594) 31
 11/12 W 28 Baltimore Colts (38,010) 20
 11/19 L 10 Detroit (32,296) 37
 11/26 L 28 at San Francisco (43,905) 38
 12/3 W 42 L.A. Rams (30,068) 21
 12/10 L 7 at Detroit (42,655) 13
 12/17 L 35 at Chicago (34,539) 52
285 407

1962
Head Coach: Norm Van Brocklin
Preseason (2-3)
 8/11 L 24 San Francisco at Seattle (22,500) 30
 8/18 L 24 L.A. Rams at Portland (23,544) 33
 8/25 L 21 St. L. Cards at Mpls.-Parade (15,500) 24
 9/2 W 24 Baltimore Colts (29,544) 13
 9/8 W 45 Dallas at Atlanta (12,500) 26
Regular Season (2-11-1)
Finish: 6th in NFL Western Conference
 9/16 L 7 at Green Bay (38,669) 34
 9/23 L 7 Baltimore Colts (30,787) 34
 9/30 L 7 at San Francisco (38,407) 21
 10/7 L 0 Chicago (33,141) 13
 10/14 L 21 Green Bay (41,475) 48
 10/21 W 38 at L.A. Rams (33,071) 14
 10/28 W 31 Philadelphia (30,071) 21
 11/4 L 31 at Pittsburgh (14,642) 39
 11/11 L 30 at Chicago (46,984) 31
 11/18 L 6 Detroit (31,257) 17
 11/25 T 24 L.A. Rams (26,728) 24
 12/2 L 12 San Francisco (33,076) 35
 12/9 L 23 at Detroit (42,256) 37
 12/16 L 17 at Baltimore Colts (53,645) 42
254 410

1963
Head Coach: Norm Van Brocklin
Preseason (4-1)
 8/10 W 43 San Francisco at Portland, Ore. (20,837) 28
 8/17 W 27 at L.A. Rams (42,966) 3
 8/25 W 17 N.Y. Giants (29,815) 16
 8/31 L 27 Philadelphia at Hershey, PA (15,861) 34
 9/6 W 35 at St. Louis (30,842) 0
Regular Season (5-8-1)
Finish: Tied 4th in NFL Western Conference
 9/15 W 24 at San Francisco (30,781) 20
 9/22 L 7 Chicago (33,923) 28
 9/29 W 45 San Francisco (28,567) 14
 10/6 L 14 St. Louis Cards (30,220) 56
 10/13 L 28 Green Bay (42,567) 37
 10/20 L 24 at L.A. Rams (30,555) 27
 10/27 L 10 at Detroit (44,509) 28
 11/3 W 21 L.A. Rams (33,567) 13
 11/10 L 7 at Green Bay (42,327) 28
 11/17 L 34 Baltimore Colts (33,136) 37
 11/24 W 34 Detroit (28,763) 31
 12/1 T 17 at Chicago (47,249) 17
 12/8 L 10 at Baltimore Colts (54,122) 41
 12/15 W 34 at Philadelphia (54,403) 13
309 390

1964
Head Coach: Norm Van Brocklin
Preseason (5-0)
 8/8 W 21 N.Y. Giants (31,581) 7
 8/15 W 24 St. L. Cards at Atlanta (9,500) 10
 8/22 W 24 San Fran. at Salt Lake (20,207) 21
 8/29 W 34 at L.A. Rams (39,938) 23
 9/5 W 21 Philadelphia at Hershey (9,212) 20
Regular Season (8-5-1)
Finish: Tied 2nd in NFL Western Conference
 9/13 W 34 Baltimore Colts (35,563) 24
 9/20 L 28 Chicago (41,387) 34
 9/27 L 13 at L.A. Rams (50,009) 22
 10/4 W 24 at Green Bay (42,327) 23
 10/11 L 20 Detroit (40,840) 24
 10/18 W 30 Pittsburgh (39,873) 10

10/25 W 27 at San Francisco (31,845) 22
 11/1 L 13 Green Bay (44,278) 42
 11/8 W 24 San Francisco (40,408) 7
 11/15 L 14 at Baltimore Colts (60,213) 17
 11/22 T 23 at Detroit (48,291) 23
 11/29 W 34 L.A. Rams (31,677) 13
 12/6 W 30 at N.Y. Giants (62,802) 21
 12/13 W 41 at Chicago (46,486) 14
355 296

1965
Head Coach: Norm Van Brocklin
Preseason (5-0)
 8/14 W 31 Pittsburgh at Atlanta (39,240) 21
 8/20 W 35 Philadelphia (43,125) 21
 8/28 W 20 Washington at Charlotte, N.C. (20,426) 16
 9/3 W 57 Dallas at Birmingham (41,500) 17
 9/11 W 24 N.Y. Giants at Omaha (14,250) 9
Regular Season (7-7)
Finish: 5th in NFL Western Conference
 9/19 L 16 at Baltimore Colts (56,562) 35
 9/26 L 29 Detroit (46,826) 31
 10/3 W 38 at L.A. Rams (36,755) 35
 10/9 W 40 N.Y. Giants (44,283) Sat. night 14
 10/17 L 37 Chicago (47,426) 45
 10/24 W 42 at San Francisco (42,680) 41
 10/31 W 27 at Cleveland (83,505) 17
 11/7 W 24 L.A. Rams (47,426) 13
 11/14 L 21 Baltimore Colts (47,426) 41
 11/21 L 13 Green Bay (47,426) 48
 11/28 L 24 San Francisco (40,306) 45
 12/5 L 19 at Green Bay (40,852) 24
 12/12 W 29 at Detroit (45,420) 7
 12/19 W 24 at Chicago (46,604) 17
383 40

1966
Head Coach: Norm Van Brocklin
Preseason (3-1-1)
 8/6 T 6 Detroit at New Orleans (38,500) 6
 8/13 W 35 Pittsburgh at Portland (21,228) 6
 8/20 W 24 L.A. Rams (40,270) 10
 8/26 W 30 Washington at Clev. (83,414) 27
 9/2 L 24 at Dallas (58,316) 28
Regular Season (4-9-1)
Finish: Tied 6th in NFL Western Conference
 9/11 T 20 at San Francisco (29,312) 20
 9/18 L 23 Baltimore Colts (47,426) 38
 9/25 L 17 at Dallas (64,116) 18
 10/2 L 10 Chicago (47,426) 23
 10/16 W 35 L.A. Rams (47,426) 7
 10/23 L 17 at Baltimore Colts (60,238) 20
 10/30 W 28 San Francisco (45,077) 3
 11/6 W 20 at Green Bay (50,861) 17
 11/13 L 31 Detroit (43,939) 32
 11/20 L 6 at L.A. Rams (38,775) 21
 11/27 L 16 Green Bay (47,426) 28
 12/4 L 13 Atlanta (37,117) 20
 12/11 W 28 at Detroit (43,022) 16
 12/18 L 28 at Chicago (45,191) 41
292 304

1967
Head Coach: Bud Grant
Preseason (2-3)
 8/12 W 34 Philadelphia at Tulsa (24,500) 0
 8/18 L 9 at Denver (31,850) 14
 8/27 L 3 N.Y. Giants at New Haven (43,584) 21
 9/2 W 16 Atlanta at Cleveland (84,236) 4
 9/10 L 14 Cleveland (40,012) 32
Regular Season (3-8-3)
Finish: 4th in NFL Central
 9/17 L 21 San Francisco (39,638) 27
 9/22 L 3 at L.A. Rams (52,255) Fri. night 39
 10/1 L 7 Chicago (44,868) 17
 10/8 L 24 St. Louis Cards (40,017) 34
 10/15 W 10 at Green Bay (Milw.) (49,601) 7
 10/22 T 20 Baltimore Colts (47,693) 20
 10/29 L 20 at Atlanta (52,859) 21
 11/5 W 27 N.Y. Giants (44,960) 24
 11/12 T 10 Detroit (40,032) 14
 11/19 L 10 at Cleveland (68,431) 10
 11/26 W 41 at Pittsburgh (23,773) 37
 12/3 L 27 Green Bay (47,693) 20
 12/10 T 10 at Chicago (40,110) 14
 12/17 L 3 at Detroit (44,874) 10
233 294

1968
Head Coach: Bud Grant
Preseason (3-2)
 8/10 L 10 Kansas City (45,228) 13
 8/17 W 39 at Denver (20,901) 16
 8/24 W 52 Philadelphia (41,229) 10
 9/1 L 28 at St. Louis Cards (25,233) 31

9/6 W 20 New Orleans at Shreveport, LA (23,000) 17

Regular Season (8-6)
Finish: NFL Central Champions
 9/14 W 47 Atlanta (45,563) Sat. Night 7
 9/22 W 26 at Green Bay (Milw.) (49,346) 13
 9/29 L 17 Chicago (47,644) 27
 10/6 W 24 Detroit (44,289) 10
 10/13 L 17 at New Orleans (71,105) 20
 10/20 L 7 Dallas (47,644) 20
 10/27 L 24 at Chicago (46,562) 26
 11/3 W 27 Washington (47,644) 14
 11/10 W 14 Green Bay (47,644) 10
 11/17 W 13 at Detroit (48,654) 6
 11/24 L 9 at Baltimore Colts (60,238) 21
 12/1 L 3 L.A. Rams (47,644) 31
 12/8 W 30 at San Francisco (29,049) 20
 12/15 W 24 at Philadelphia (54,530) 17
282 242

Western Conference Championship
 (Memorial Stadium, Baltimore, MD)
 12/22 L 14 Baltimore Colts (60,238) 24
NFL Playoff Bowl
 (Orange Bowl, Miami, FL)
 1/5/69 L 13 Dallas (22,961)* 17
 *Statistics from game do not count.

1969
Head Coach: Bud Grant
Preseason (5-1)
 8/2 W 45 Miami at Tampa (37,219) 10
 8/9 W 26 Denver (45,916) 6
 8/23 W 41 St. L. Cards at Memphis (34,417) 13
 8/30 L 21 N.Y. Jets at Winston-Salem (31,500) 24
 9/6 W 28 N.Y. Giants (47,900) 27
 9/13 W 23 Cleveland at Akron (28,561) 16

Regular Season (12-2)
Finish: NFL Central Champions
 9/21 L 23 at N.Y. Giants (62,900) 24
 9/28 W 52 Baltimore Colts (47,900) 14
 10/5 W 19 Green Bay at U. of MN (60,740) 7
 10/12 W 31 at Chicago (45,757) 0
 10/19 W 27 at St. Louis Cards (49,430) 10
 10/26 W 24 Detroit (47,900) 10
 11/2 W 31 Chicago (47,900) 14
 11/9 W 51 Cleveland (47,900) 3
 11/16 W 9 at Green Bay (Milw.) (48,321) 7
 11/23 W 52 Pittsburgh (47,202) 14
 11/27 W 27 at Detroit (57,906) Thanksgiving 0
 12/7 W 20 at L.A. Rams (80,430) 13
 12/14 W 10 San Francisco (43,028) 7
 12/21 L 3 at Atlanta (52,872) 10
379 133

Western Conference Championship
 (Metropolitan Stadium, Bloomington, MN)
 12/27 W 23 L.A. Rams (47,900) 20
NFL Championship
 (Metropolitan Stadium, Bloomington, MN)
 1/4/70 W 27 Cleveland (47,900) 7
Super Bowl IV
 (Tulane Stadium, New Orleans, LA)
 1/11/70 L 7 Kansas City (80,562) 23

1970
Head Coach: Bud Grant
Preseason (4-2)
 8/8 L 13 New Orleans at Canton (17,932) 14
 8/15 L 13 Pittsburgh (45,591) 20
 8/22 W 14 at Houston (44,563) 7
 8/30 W 52 N.Y. Jets (47,900) 21
 9/5 W 24 at Cleveland (83,043) 21
 9/11 W 31 at Chicago (46,630) 30

Regular Season (12-2)
Finish: NFC Central Champions
 9/20 W 27 Kansas City (47,900) 10
 9/27 W 26 New Orleans (47,900) 0
 10/4 L 10 at Green Bay (Milw.) (47,967) 13
 10/11 W 24 at Chicago (45,485) 0
 10/18 W 54 Dallas (47,900) 13
 10/26 W 13 L.A. Rams (47,900) Mon. night 3
 11/1 W 30 at Detroit (58,210) 17
 11/8 W 19 at Washington (50,415) 10
 11/15 W 24 Detroit (47,900) 20
 11/22 W 10 Green Bay (47,900) 3
 11/29 L 10 at N.Y. Jets (62,333) 20
 12/5 W 16 Chicago (47,900) Sat. day 13
 12/13 W 35 at Boston (37,819) 14
 12/20 W 37 at Atlanta (57,992) 7
335 143

NFC Divisional Playoffs
 (Metropolitan Stadium, Bloomington, MN)
 12/27 L 14 San Francisco (46,050) 17

1971

Head Coach: Bud Grant
Preseason (5-1)
 8/8 W 17 New England at U of M (31,813) 10
 8/14 W 34 at San Diego (49,267) 7
 8/21 W 34 Chicago (47,900) 14
 8/28 W 26 at Pittsburgh (46,276) 21
 9/4 L 7 at Denver (43,000) 14
 9/11 W 24 Miami (47,900) 0

Regular Season (11-3)
Finish: NFC Central Champions
 9/20 W 16 at Detroit (54,418) Mon. night 13
 9/26 L 17 Chicago (47,900) 20
 10/3 W 19 Buffalo (47,900) 0
 10/10 W 13 at Philadelphia (65,258) 0
 10/17 W 24 at Green Bay (56,263) 13
 10/25 W 10 Baltimore Colts (49,784) Mon. night 3
 10/31 W 17 at N.Y. Giants (62,829) 10
 11/7 L 9 San Francisco (49,784) 13
 11/14 W 3 Green Bay (49,784) 0
 11/21 W 23 at New Orleans (83,130) 10
 11/28 W 24 Atlanta (49,784) 7
 12/5 L 14 at San Diego (54,505) 30
 12/11 W 29 Detroit (49,784) Sat. day 10
 12/19 W 27 at Chicago (55,049) 10

NFC Divisional Playoffs
 (Metropolitan Stadium, Bloomington, MN)
 12/25 L 12 Dallas (49,100) 20

1972

Head Coach: Bud Grant
Preseason (3-2)
 8/12 W 24 San Diego (47,900) 13
 8/18 L 10 at Buffalo (41,006) 21
 8/26 W 20 at Cleveland (70,583) 17
 9/4 W 26 Houston (47,900) 14
 9/10 L 19 at Miami (74,298) 21

Regular Season (7-7)
Finish: 3rd in NFC Central
 9/18 L 21 Washington (47,900) Mon. night 24
 9/24 W 34 at Detroit (54,418) 10
 10/1 L 14 Miami (47,900) 16
 10/8 L 17 St. Louis Cards (49,784) 19
 10/15 W 23 at Denver (51,656) 20
 10/23 L 10 at Chicago (55,701) Mon. night 13
 10/29 W 27 at Green Bay (56,263) 13
 11/5 W 37 New Orleans (49,784) 6
 11/12 W 16 Detroit (49,784) 14
 11/19 W 45 at L.A. Rams (77,982) 41
 11/26 L 10 at Pittsburgh (50,348) 23
 12/3 W 23 Chicago (49,784) 10
 12/10 L 7 Green Bay (49,784) 23
 12/16 L 17 at San Francisco (61,214) Sat. day 20

1973

Head Coach: Bud Grant
Preseason (5-0)
 8/11 W 10 Pittsburgh (46,619) 6
 8/18 W 13 at Kansas City (72,676) 10
 8/25 W 34 at Oakland (57,515) 10
 8/31 W 20 Miami (46,619) 17
 9/8 W 24 at San Diego (42,007) 16

Regular Season (12-2)
Finish: NFC Central Champions
 9/16 W 24 Oakland (46,619) 16
 9/23 W 22 at Chicago (55,701) 13
 9/30 W 11 Green Bay (48,503) 3
 10/7 W 23 at Detroit (54,418) 9
 10/14 W 17 at San Francisco (59,359) 13
 10/21 W 28 Philadelphia (48,503) 21
 10/28 W 10 L.A. Rams (48,503) 3
 11/4 W 26 Cleveland (48,503) 9
 11/11 W 28 Detroit (48,503) 7
 11/19 L 14 at Atlanta (50,850) Mon. night 20
 11/25 W 31 Chicago (48,503) 13
 12/2 L 0 at Cincinnati (59,580) 27
 12/8 W 31 at Green Bay (56,267) Sat. day 7
 12/16 W 31 at N.Y. Giants (New Haven) (70,041) 7

NFC Divisional Playoffs
 (Metropolitan Stadium, Bloomington, MN)
 12/22 W 27 Washington (46,409) 20

NFC Championship Game
 (Texas Stadium, Irving, TX)
 12/30 W 27 Dallas (60,272) 10

Super Bowl VIII (Rice Stadium, Houston, TX)
 1/13/74 L 7 Miami (68,142) 24

1974

Head Coach: Bud Grant
Preseason (3-2)
 8/10 L 21 at Denver (23,822) 27
 8/19 L 9 at Miami (67,963) 21
 8/25 W 32 Buffalo (46,553) 13
 8/31 W 14 at St. Louis Cards (42,544) 10

9/7 W 42 San Diego (46,553) 0

Regular Season (10-4)
Finish: NFC Central Champions
 9/15 W 32 at Green Bay (56,312) 17
 9/22 W 7 at Detroit (49,703) 6
 9/29 W 11 Chicago (46,619) 7
 10/6 W 23 at Dallas (60,817) 21
 10/13 W 51 Houston (48,490) 10
 10/20 L 16 Detroit (48,501) 20
 10/27 L 14 New England (48,497) 17
 11/3 W 17 at Chicago (55,753) 0
 11/11 W 28 at St.L. Cards (51,392) Mon. night 24
 11/17 L 7 Green Bay (48,480) 19
 11/24 L 17 at L.A. Rams (90,266) 9
 12/1 W 29 New Orleans (48,456) 20
 12/7 W 23 Atlanta (48,480) Sa 10
 12/14 W 35 at Kansas City (72,474) Sat. day 15

NFC Divisional Playoffs
 (Metropolitan Stadium, Bloomington, MN)
 12/21 W 30 St. Louis Cards (44,626) 14

NFC Championship Game
 (Metropolitan Stadium, Bloomington, MN)
 12/29 W 14 L.A. Rams (47,404) 10

Super Bowl IX
 (Tulane Stadium, New Orleans, LA)
 1/12/75 L6 Pittsburgh (80,997) 16

1975

Head Coach: Bud Grant
Preseason (2-3-1)
 8/9 L 15 N.Y. Jets at Tempe (51,323) 20
 8/17 L 10 at New England (40,218) 36
 8/23 W 16 at Dallas (45,395) 13
 9/1 W 20 Miami (47,653) 7
 9/6 L 6 St. Louis Cards (46,975) 3
 9/13 T 14 at San Diego (31,642) 14

Regular Season (12-2)
Finish: NFC Central Champions
 9/21 W 27 San Francisco (48,418) 17
 9/28 W 42 at Cleveland (65,419) 10
 10/5 W 28 Chicago (48,446) 3
 10/12 W 29 N.Y. Jets (48,444) 21
 10/19 W 25 Detroit (48,446) 19
 10/27 W 13 at Chicago (56,302) Mon. night 9
 11/2 W 28 at Green Bay (55,279) 7
 11/9 W 38 Atlanta (48,446) 0
 11/16 W 20 at New Orleans (60,214) 7
 11/23 W 28 San Diego (48,443) 13
 11/30 L 30 at Washington (54,311) 3
 12/7 W 24 Green Bay (48,446) 31
 12/14 L 10 at Detroit (78,990) 17
 12/20 W 35 at Buffalo (73,391) Sat. day 13

NFC Divisional Playoffs
 (Metropolitan Stadium, Bloomington, MN)
 12/28 L 14 Dallas (46,425) 17

1976

Head Coach: Bud Grant
Preseason (3-3)
 7/31 L 3 at Miami (39,939) 16
 8/7 W 13 at Kansas City (32,851) 10
 8/16 L 7 at Cleveland (44,336) 31
 8/22 W 23 Cincinnati (43,784) 17
 8/28 W 20 Philadelphia (46,512) 16
 9/5 L 17 at Denver (52,129) 30

Regular Season (11-2-1)
Finish: NFC Central Champions
 9/12 W 40 at New Orleans (58,156) 9
 9/19 T 10 L.A. Rams (47,310) (OT) 9
 9/26 W 10 at Detroit (77,292) 10
 10/4 W 17 Pittsburgh (47,809) Mon. night 6
 10/10 W 20 Chicago (47,948) 19
 10/17 W 24 N.Y. Giants (47,156) 7
 10/24 W 31 at Philadelphia (56,233) 12
 10/31 L 13 at Chicago (56,602) 14
 11/7 W 31 Detroit (46,735) 23
 11/14 W 27 Seattle (45,087) 21
 11/21 W 17 at Green Bay (Mil.) (53,104) 20
 11/29 L 16 at San Fran. (56,775) Mon. night 9
 12/5 W 20 Green Bay (43,700) 20
 12/11 W 29 at Miami (46,543) Sat. day 7

NFC Divisional Playoffs
 (Metropolitan Stadium, Bloomington, MN)
 12/18 W 35 Washington (47,221) 20

NFC Championship Game
 (Metropolitan Stadium, Bloomington, MN)
 12/26 W 24 L.A. Rams (47,191) 13

Super Bowl XI
 (Rose Bowl, Pasadena, CA)
 1/9/77 L 14 Oakland (103,438) 32

1977

Head Coach: Bud Grant
Preseason (4-2)
 8/6 W 22 at L.A. Rams (55,168) 17
 8/13 W 34 Cleveland (45,370) 33
 8/19 L 7 at Baltimore (45,529) 29
 8/26 W 33 Miami (44,396) 7
 9/3 L 7 at Cincinnati (52,942) 26
 9/10 W 30 at Buffalo (35,017) 6

Regular Season (9-5)
Finish: NFC Central Champions
 9/18 L 10 Dallas (47,678) (OT) 16
 9/24 W 9 at Tampa Bay (66,272) Sat. night 3
 10/2 W 19 Green Bay (47,143) 7
 10/9 W 14 Detroit (45,860) 7
 10/16 W 22 Chicago (47,708) (OT) 16
 10/24 L 3 at L.A. Rams (62,414) Mon. night 35
 10/30 W 14 at Atlanta (59,257) 7
 11/6 L 7 St. Louis (47,066) 27
 11/13 W 42 Cincinnati (47,371) 10
 11/20 L 7 at Chicago (49,563) 10
 11/27 W 13 at Green Bay (52,267) 6
 12/4 W 28 San Francisco (40,745) 27
 12/11 L 13 at Oakland (52,771) 35
 12/17 W 30 at Detroit (78,572) Sat. night 21

NFC Divisional Playoffs
 (L.A. Coliseum, Los Angeles, CA)
 12/26 W 14 L.A. Rams (62,538) 7

NFC Championship Game
 (Texas Stadium, Irving, TX)
 1/1/78 L 6 Dallas (61,968) 23

1978

Head Coach: Bud Grant
Preseason (2-2)
 8/5 W 20 Washington (46,212) 13
 8/12 L 13 at Kansas City (41,092) 17
 8/18 L 22 at Miami (46,316) 30
 8/26 W 30 Buffalo (45,062) 27

Regular Season (8-7-1)
Finish: NFC Central Champions
 9/3 L 24 at New Orleans (54,187) 31
 9/11 W 12 Denver (46,508) (OT) Mon. night 9
 9/17 L 10 Tampa Bay (46,152) 16
 9/25 W 24 at Chicago (53,561) Mon. night 20
 10/1 W 24 at Tampa Bay (65,972) 7
 10/8 L 28 at Seattle (62,031) 29
 10/15 L 17 L.A. Rams (46,551) 34
 10/22 W 21 Green Bay (47,411) 7
 10/26 W 21 at Dallas (61,848) Thurs. night 10
 11/5 W 17 Detroit (46,008) 7
 11/12 W 17 Chicago (43,286) 14
 11/19 L 7 San Diego (38,859) 13
 11/26 T 10 at Green Bay (51,737) (OT) 10
 12/3 W 28 Philadelphia (38,722) 27
 12/9 L 14 at Detroit (78,685) Sat. day 45
 12/17 L 20 at Oakland (44,643) 27

NFC Divisional Playoffs
 (L.A. Coliseum, Los Angeles, CA)
 12/31 L 10 L.A. Rams (69,631) 34

1979

Head Coach: Bud Grant
Preseason (0-4)
 8/2 L 9 at Seattle (60,881) 12
 8/11 L 0 at San Diego (49,037) 19
 8/18 L 10 Miami (45,790) 21
 8/23 L 0 Kansas City (39,578) 25

Regular Season (7-9)
Finish: 3rd in NFC Central
 9/2 W 28 San Francisco (46,539) 22
 9/9 L 7 at Chicago (53,231) 26
 9/16 L 12 Miami (46,187) 27
 9/23 W 27 Green Bay (45,524) (OT) 21
 9/30 W 13 at Detroit (75,295) 10
 10/7 L 20 Dallas (47,572) 36
 10/15 L 7 at N.Y. Jets (54,479) Mon. night 14
 10/21 W 30 Chicago (41,164) 27
 10/28 L 10 Tampa Bay (46,906) 12
 11/4 L 7 at St. Louis (47,213) 37
 11/11 L 7 at Green Bay (Milw.) (52,706) 19
 11/18 W 14 Detroit (43,650) 7
 11/25 W 23 at Tampa Bay (70,039) 22
 12/2 L 21 at L.A. Rams (56,700) (OT) 27
 12/9 W 10 Buffalo (42,239) 3
 12/16 L 23 at New England (54,710) 27

NFC Divisional Playoffs
 (L.A. Coliseum, Los Angeles, CA)
 12/23 at New England (54,710) 27

1980

Head Coach: Bud Grant
Preseason (3-1)
 8/9 W 21 San Diego (45,179) 17
 8/18 L 10 at Kansas City (39,879) 14
 8/23 W 17 at Miami (36,116) 10
 8/30 W 38 Cleveland (47,262) 16

Regular Season (9-7)

Finish: NFC Central Champions

Table with columns: Date, Result, Opponent, Score. Rows include Atlanta (44,733), Philadelphia (46,460), Chicago (59,983), Detroit (80,291), Pittsburgh (47,583), Chicago (46,751), Cincinnati (44,487), Green Bay (44,361), Washington (52,060), Detroit (46,264), Tampa Bay (46,032), Green Bay (47,234), New Orleans (30,936), Tampa Bay (65,649), Cleveland (42,202), Houston (51,064).

NFC Divisional Playoffs

(Veterans Stadium, Philadelphia, PA) 1/3/81 L 16 Philadelphia (68,434) 31

1981

Head Coach: Bud Grant
Preseason (1-3)

Table with columns: Date, Result, Opponent, Score. Rows include Miami (45,165), Washington (44,662), Atlanta (42,908), L.A. Rams (60,141).

Regular Season (7-9)

Finish: 4th in NFC Central

Table with columns: Date, Result, Opponent, Score. Rows include Tampa Bay (66,287) Sat. night, Oakland (47,186) M, Detroit (45,340), Green Bay (Mil.) (55,012), Chicago (43,827), San Diego (50,708), Philadelphia (45,459), St. Louis Cards (48,039), Denver (74,834) Mon. night, Tampa Bay (47,038), New Orleans (45,215), Atlanta (54,086) Mon. night, Green Bay (46,025), Chicago (50,766), Detroit (79,428) Sat. day, Kansas City (41,110).

1982

Head Coach: Bud Grant
Preseason (3-2)

Table with columns: Date, Result, Opponent, Score. Rows include Baltimore at Canton (23,379), Atlanta (49,831), Seattle (57,880), Denver (73,371), New Orleans (59,810).

Regular Season (5-4)

Finish: 2nd in NFC Central

Table with columns: Date, Result, Opponent, Score. Rows include Tampa Bay (58,440), Buffalo (77,753) Thurs. night, Green Bay (Milw.) (44,681), Chicago (54,724), Miami (45,721), Baltimore (53,981), Detroit (73,052), N.Y. Jets (58,672), Dallas (60,007) Mon. night.

NFC First-Round Playoffs

(Metrodome, Minneapolis, MN) 1/9/83 W 30 Atlanta (60,560) 24

NFC Second-Round Playoffs

(RFK Stadium, Washington, DC) 1/15/83 L 7 Washington (54,593) 21

1983

Head Coach: Bud Grant
Preseason (3-1)

Table with columns: Date, Result, Opponent, Score. Rows include St. Louis Cards at London (32,847)*, Baltimore (56,061), Seattle (54,402), Denver (59,435).

Regular Season (8-8)

Finish: 4th in NFC Central

Table with columns: Date, Result, Opponent, Score. Rows include Cleveland (70,087), San Francisco (58,167) Thur. night, Tampa Bay (47,567) (OT), Detroit (58,254), Dallas (62,136), Chicago (59,632), Houston (58,910), Green Bay (55,236) (OT), St. Louis Cards (38,796), Tampa Bay (59,239), Green Bay (60,113), Pittsburgh (58,417).

Table with columns: Date, Result, Opponent, Score. Rows include New Orleans (59,502), Detroit (79,169) Mon. night, Chicago (57,880), Cincinnati (51,565) Mon. night.

1984

Head Coach: Les Steckel
Preseason (1-3)

Table with columns: Date, Result, Opponent, Score. Rows include Atlanta (51,693), Miami (54,003), Philadelphia (51,743), St. Louis Cards (35,864).

Regular Season (3-13)

Finish: 5th in NFC Central

Table with columns: Date, Result, Opponent, Score. Rows include San Diego (57,276), Philadelphia (55,942), Atlanta (53,955), Detroit (57,511), Seattle (57,171), Tampa Bay (47,405), L.A. Raiders (49,276), Detroit (57,953), Chicago (57,517), Tampa Bay (54,949), Green Bay (Milw.) (52,931), Denver (74,716), Chicago (56,881), Washington (55,017) Thurs. night, San Francisco (61,384) Sat. day, Green Bay (51,197).

1985

Head Coach: Bud Grant
Preseason (3-1)

Table with columns: Date, Result, Opponent, Score. Rows include Miami (41,129), Pittsburgh (56,887), Seattle (56,562), Denver (69,373).

Regular Season (7-9)

Finish: 3rd in NFC Central

Table with columns: Date, Result, Opponent, Score. Rows include San Francisco (57,375), Tampa Bay (46,188), Chicago (61,242) Thurs. night, Buffalo (45,667), L.A. Rams (61,139), Green Bay (Mil.) (54,674), San Diego (61,670), Chicago (63,815), Detroit (58,012), Green Bay (59,970), Detroit (54,647), New Orleans (54,117), Philadelphia (54,688), Tampa Bay (51,593), Atlanta (14,167), Philadelphia (49,722).

1986

Head Coach: Jerry Burns
Preseason (3-1)

Table with columns: Date, Result, Opponent, Score. Rows include Miami (52,865), Denver (53,193), Seattle (57,730), Indianapolis (57,969).

Regular Season (9-7)

Finish: 2nd in NFC Central

Table with columns: Date, Result, Opponent, Score. Rows include Detroit (54,851), Tampa Bay (34,579), Pittsburgh (56,795), Green Bay (60,478), Chicago (63,921), San Francisco (58,637) (OT), Chicago (62,851), Cleveland (59,133), Washington (51,928) (OT), Detroit (53,725), N.Y. Giants (62,003), Cincinnati (53,003), Tampa Bay (56,235), Green Bay (47,637), Houston (32,738), New Orleans (51,209).

1987

Head Coach: Jerry Burns
Preseason (2-2)

Table with columns: Date, Result, Opponent, Score. Rows include New Orleans (52,884), Indianapolis (49,304), New England (49,339), Denver (74,081).

Regular Season (8-7)

Finish: 2nd in NFC Central

Table with columns: Date, Result, Opponent, Score. Rows include Detroit (57,061).

Table with columns: Date, Result, Opponent, Score. Rows include L.A. Rams (63,367), Green Bay (13,911), Chicago (32,113), Tampa Bay (20,850), Denver (51,011) M, Seattle (61,134), L.A. Raiders (57,150), Tampa Bay (48,605), Atlanta (53,866), Dallas (54,229) (OT) Thanks., Chicago (62,331) Suu. night, Green Bay (Milw.) (47,059), Detroit (27,693), Washington (59,160) (OT) Sat. day.

NFC First-Round Playoffs

(Superdome, New Orleans, LA) 1/3/88 W 44 New Orleans (68,127) 10

NFC Divisional Playoffs

(Candlestick Park, San Francisco, CA) 1/9/88 W 36 San Francisco (62,547) 24

NFC Championship Game

(RFK Stadium, Washington, DC) 1/17/88 L 10 Washington (55,212) 17

1988

Head Coach: Jerry Burns
Preseason (3-1)

Table with columns: Date, Result, Opponent, Score. Rows include New Orleans (47,624), Chicago at Goteburg, Sweden (33,115), Phoenix Cards (45,429) (OT), Miami (51,463).

Regular Season (11-5)

Finish: 2nd in NFC Central

Table with columns: Date, Result, Opponent, Score. Rows include Buffalo (76,783), New England (55,545), Chicago (63,990), Philadelphia (56,012), Miami (59,867), Tampa Bay (55,374), Green Bay (59,053), Tampa Bay (48,020), San Francisco (60,738), Detroit (55,573), Dallas (57,830) Sun. night, Indianapolis Colts (58,342), Detroit (46,379) Thanksgiving, New Orleans (61,215), Green Bay (48,892), Chicago (62,067) Mon. night.

NFC First-Round Playoffs

(Metrodome, Minneapolis, MN) 12/26 W 28 L.A. Rams (57,666) 17

NFC Divisional Playoffs

(Candlestick Park, San Francisco, CA) 1/1/89 L 9 San Francisco (61,848) 34

1989

Head Coach: Jerry Burns
Preseason (3-1)

Table with columns: Date, Result, Opponent, Score. Rows include Kansas City at Memphis (63,528), Washington (50,213), L.A. Rams (45,087), Cincinnati (49,867).

Regular Season (10-6)

Finish: NFC Central Champions

Table with columns: Date, Result, Opponent, Score. Rows include Houston (54,015), Chicago (66,475), Pittsburgh (50,744), Tampa Bay (54,817), Detroit (55,380), Green Bay (62,075), Detroit (51,579), N.Y. Giants (76,041) Mon. night, L.A. Rams (59,600) (OT), Tampa Bay (56,271), Philadelphia (65,944), Green Bay (Milw.) (55,592), Chicago (60,664) Sun. night, Atlanta (58,116), Cleveland (70,777) (OT), Cincinnati (58,829) Mon. night.

NFC Divisional Playoffs

(Candlestick Park, San Francisco, CA) 1/6/90 L 13 San Francisco (64,585) 41

1990

Head Coach: Jerry Burns
Preseason (3-1)

Table with columns: Date, Result, Opponent, Score. Rows include New Orleans (48,154), Cleveland (60,989), Houston (46,191), Miami (44,689).

Regular Season (6-10)

Finish: 5th in NFC Central

9/9	L	21	at Kansas City (68,363)	24
9/16	W	32	New Orleans (56,272)	3
9/23	L	16	at Chicago (65,420)	19
9/30	L	20	Tampa Bay (54,462) (OT)	23
10/7	L	27	Detroit (57,586)	34
10/15	L	24	at Philadelphia (66,296) Mon. night	32
10/21	BYE WEEK			
10/28	L	10	at Green Bay (Milw.) (55,125)	24
11/4	W	27	Denver (57,331) Sun. night	22
11/11	W	17	at Detroit (68,264)	7
11/18	W	24	at Seattle (59,735)	21
11/25	W	41	Chicago (58,866)	13
12/2	W	23	Green Bay (62,058) Sun. night	7
12/9	L	15	at N.Y. Giants (76,121)	23
12/16	L	13	at Tampa Bay (47,272)	26
12/22	L	24	L.A. Raiders (53,899) Sat. day	28
12/30	L	17	San Francisco (51,590)	20
		351		326

1991

Head Coach: Jerry Burns				
Preseason (2-2)				
8/3	L	21	at New Orleans (58,953)	24
8/10	W	34	Pittsburgh (44,959)	24
8/17	L	24	at Cincinnati (56,358) (OT)	27
8/23	W	31	Cleveland (45,925)	7
Regular Season (8-8)				
Finish: 3rd in NFC Central				
9/1	L	6	at Chicago (64,112)	10
9/8	W	20	at Atlanta (50,936)	19
9/15	W	17	San Francisco (59,148)	14
9/22	L	0	at New Orleans (68,591)	26
9/29	L	6	Denver (55,031) Sun. night	13
10/6	L	20	at Detroit (63,423)	24
10/13	W	34	Phoenix Cards (51,209)	7
10/20	L	23	at New England (45,367) (OT)	26
10/27	W	28	at Phoenix Cards (45,447)	0
11/3	W	28	Tampa Bay (35,737)	13
11/11	L	17	Chicago (59,001) Mon. night	34
11/17	W	35	at Green Bay (57,614)	21
11/24	L	14	Detroit (51,644)	34
12/1	BYE WEEK			
12/8	W	26	at Tampa Bay (41,091) Sun. night	24
12/15	W	20	L.A. Rams (61,518)	14
12/21	L	7	Green Bay (52,860) Sat. day	27
		301		306

1992

Head Coach: Dennis Green				
Preseason (4-0)				
8/8	W	24	Buffalo (36,603)	3
8/15	W	30	Kansas City (38,132)	0
8/24	W	56	at Cleveland (55,775)	3
8/29	W	30	at Washington (55,855)	0
Regular Season (11-5)				
Finish: NFC Central Champions				
9/6	W	23	at Green Bay (58,617) (OT)	20
9/13	L	17	at Detroit (57,519)	31
9/20	W	26	Tampa Bay (48,113)	20
9/27	W	42	at Cincinnati (53,847)	7
10/4	W	21	Chicago (60,992)	20
10/11	BYE WEEK			
10/15	W	31	Detroit (52,816) Thurs. night	14
10/25	L	13	Washington (59,098)	15
11/2	W	38	at Chicago (61,257) Mon. night	10
11/8	W	35	at Tampa Bay (49,095)	7
11/15	L	13	Houston (56,726)	17
11/22	W	17	Cleveland (53,323)	13
11/29	W	31	at L.A. Rams (54,831)	17
12/6	L	17	at Philadelphia (65,280)	28
12/13	L	17	San Francisco (60,685)	20
12/20	W	6	at Pittsburgh (53,613)	3
12/27	W	27	Green Bay (61,461)	7
		374		249

NFC First-Round Playoffs				
(Metrodome, Minneapolis, MN)				
1/2/93	L	7	Washington (57,353)	24

1993

Head Coach: Dennis Green				
Preseason (4-1)				
8/1	W	13	at Dallas (60,110)	7
8/7	W	20	Buffalo at Berlin, Germany (67,132)	6
8/14	W	23	Seattle (42,240)	10
8/21	L	20	at Kansas City (73,080)	27
8/26	W	30	Pittsburgh (41,512)	13
Regular Season (9-7)				
Finish: 2nd in NFC Central				
9/5	L	7	at L.A. Raiders (44,120)	24
9/12	W	10	Chicago (57,921)	7
9/19	BYE WEEK			
9/26	W	15	Green Bay (61,746)	13
10/3	L	19	at San Francisco (63,071)	38
10/10	W	15	Tampa Bay (54,215)	0
10/17	BYE WEEK			
10/25	W	19	at Chicago (64,677) Mon. night	12
10/31	L	27	Detroit (53,428) Sun. night	30
11/7	L	17	San Diego (55,527)	30
11/14	W	26	at Denver (67,329)	23
11/21	L	10	at Tampa Bay (40,848) Sun. night	23

11/28	L	14	New Orleans (53,030)	17
12/5	W	13	at Detroit (63,216)	0
12/12	L	20	Dallas (63,321)	37
12/19	W	21	at Green Bay (Milw.) (54,773)	17
12/26	W	30	Kansas City (59,236) Sun. night	10
12/31	W	14	at Washington (42,836) Fri. day	9
		277		290

NFC First-Round Playoffs				
(Giants Stadium, East Rutherford, NJ)				
1/9/94	L	10	N.Y. Giants (75,089)	17

1994

Head Coach: Dennis Green				
Preseason (3-2)				
7/31	L	9	at Dallas (59,062)	17
8/7	W	17	Kansas City at Tokyo, Japan (49,555)	9
8/13	W	21	New Orleans (46,067)	17
8/20	L	19	at Seattle (45,497)	30
8/26	W	31	Miami (46,933)	16
Regular Season (10-6)				
Finish: NFC Central Champions				
9/4	L	10	at Green Bay (59,487)	16
9/11	W	10	Detroit (57,349)	3
9/18	W	42	at Chicago (61,073)	14
9/25	W	38	Miami (64,035)	35
10/2	L	7	at Arizona Cards (67,950)	17
10/10	W	27	at N.Y. Giants (77,294) Mon. night	10
10/16	BYE WEEK			
10/20	W	13	Green Bay (63,041) (OT) Thurs. night	10
10/30	W	36	at Tampa Bay (42,110)	13
11/6	W	21	New Orleans (57,564)	20
11/13	L	20	at New England (58,382) (OT)	26
11/20	L	21	N.Y. Jets (60,687)	31
11/27	L	17	Tampa Bay (47,259) (OT)	27
12/1	W	33	Chicago (61,483) (OT) Thurs. night	20
12/11	W	21	at Buffalo (66,501)	17
12/17	L	19	at Detroit (73,881) Sat. day	41
12/26	W	21	San Francisco (63,326) Mon. night	14
		356		314

NFC First-Round Playoffs				
(Metrodome, Minneapolis, MN)				
1/1/95	L	18	Chicago (60,347)	35

1995

Head Coach: Dennis Green				
Preseason (2-2)				
8/7	W	23	at San Diego (47,934)	19
8/12	L	14	at New England (56,241)	21
8/18	W	20	Oakland (45,306)	17
8/26	L	13	Kansas City (39,349)	17
Regular Season (8-8)				
Finish: 4th in NFC Central				
9/3	L	14	at Chicago (63,036)	31
9/10	W	20	Detroit (52,234)	10
9/17	L	17	Dallas (60,088) (OT) Sun. night	23
9/24	W	44	at Pittsburgh (57,853)	24
10/1	BYE WEEK			
10/8	W	23	Houston (56,430) (OT)	17
10/15	L	17	at Tampa Bay (55,703) (OT)	20
10/22	L	21	at Green Bay (60,332)	38
10/30	L	6	Chicago (61,238) M	14
11/5	W	27	Green Bay (62,839)	24
11/12	W	30	at Arizona Cards (51,342) (OT)	24
11/19	W	43	New Orleans (58,108)	24
11/23	L	38	at Detroit (74,559) Thanksgiving	44
12/3	W	31	Tampa Bay (52,879)	17
12/9	W	27	Cleveland (49,984) Sat. day	11
12/18	L	30	at San Francisco (64,975) Mon. night	37
12/24	L	24	at Cincinnati (34,568)	27
		412		385

1996

Head Coach: Dennis Green				
Preseason (1-3)				
8/3	W	23	San Diego (34,367) (OT)	20
8/8	L	12	Buffalo (36,297)	35
8/19	L	17	at Miami (55,598)	24
8/23	L	13	at New Orleans (35,728)	16
Regular Season (9-7)				
Finish: Second in NFC Central				
9/1	W	17	Detroit (52,972)	13
9/8	W	23	at Atlanta (42,688)	17
9/15	W	20	at Chicago (61,301)	14
9/22	W	30	Green Bay (64,168)	21
9/29	L	10	at N.Y. Giants (70,970)	15
10/6	W	14	Carolina (60,894)	12
10/13	L	13	at Tampa Bay (32,175)	24
10/20	BYE WEEK			
10/28	L	13	Chicago (60,774) M	15
11/3	L	6	Kansas City (59,552)	21
11/10	L	23	at Seattle (50,794)	42
11/17	W	16	at Oakland (41,183) (OT) Sun. night	13
11/24	L	17	Denver (59,142)	21
12/1	W	41	Arizona (45,767)	17
12/8	W	24	at Detroit (46,043) Sun. night	22
12/15	W	21	Tampa Bay (49,302)	38
12/22	L	10	at Green Bay (59,306)	30
		298		315

NFC First-Round Playoffs				
(Texas Stadium, Irving, TX)				
12/28	L	15	Dallas (64,682)	40

1997

Head Coach: Dennis Green				
Preseason (3-2)				
7/26	W	28	Seattle at Canton (23,846)	26
8/2	W	26	St. Louis Rams (36,971)	6
8/8	L	3	at Buffalo (32,559)	19
8/16	L	13	at Cincinnati (44,316)	37
8/22	W	28	San Diego (44,300)	22
Regular Season (9-7)				
Finish: 4th in NFC Central				
8/31	W	34	at Buffalo (79,139)	13
9/7	W	27	at Chicago (59,263)	24
9/14	L	14	Tampa Bay (63,697)	28
9/21	L	32	at Green Bay (60,115)	38
9/28	W	28	Philadelphia (55,149) Sun. night	19
10/5	W	20	at Arizona (45,550)	19
10/12	W	21	Carolina (62,625)	14
10/19	BYE WEEK			
10/26	W	10	at Tampa Bay (66,815)	6
11/2	W	23	New England (62,917)	18
11/9	W	29	Chicago (63,443)	22
11/16	L	15	at Detroit (68,910)	38
11/23	L	21	at N.Y. Jets (77,716)	23
12/1	L	11	Green Bay (64,001) Mon. night	27
12/7	L	17	at San Francisco (55,761)	28
12/14	L	13	Detroit (60,982)	14
12/21	W	39	Indianapolis (54,107)	28
		354		359

NFC First-Round Playoffs				
(Giants Stadium, East Rutherford, NJ)				
12/27	W	23	N.Y. Giants (77,710)	22

NFC Divisional Playoffs				
(3COM Park, San Francisco, CA)				
1/3/98	L	22	San Francisco (65,018)	38

1998

Head Coach: Dennis Green				
Preseason (4-0)				
8/9	W	28	at New England (54,111)	0
8/15	W	34	Kansas City (60,995)	0
8/22	W	25	at Carolina (64,569) (OT)	22
8/28	W	42	San Diego (62,127)	28
Regular Season (15-1)				
Finish: NFC Central Champions				
9/6	W	31	Tampa Bay (62,538)	7
9/13	W	38	at St. Louis Rams (56,234)	31
9/20	W	29	Detroit (63,107)	6
9/27	W	31	at Chicago (57,783)	28
10/5	W	37	at Green Bay (59,849) Mon. night	24
10/11	BYE WEEK			
10/18	W	41	Washington (64,004)	7
10/25	W	34	at Detroit (77,885)	13
11/1	L	24	at Tampa Bay (64,979)	27
11/8	W	31	New Orleans (63,779)	24
11/15	W	24	Cincinnati (64,232)	3
11/22	W	28	Green Bay (64,471)	14
11/26	W	46	at Dallas (64,366) Thanksgiving	36
12/6	W	48	Chicago (64,247) Sun. night	22
12/13	W	38	at Baltimore Ravens (69,074)	28
12/20	W	50	Jacksonville (64,363) Sun. night	10
12/26	W	26	at Tennessee (41,121) Sat. day	16
		556		296

NFC Divisional Playoffs				
(Metrodome, Minneapolis, MN)				
1/10/99	W	41	Arizona (63,760)	21

NFC Championship Game				
(Metrodome, Minneapolis, MN)				
1/17/99	L	27	Atlanta (64,060) (OT)	30

1999

Head Coach: Dennis Green				
Preseason (2-2)				
8/13	L	21	N.Y. Giants (63,434)	36
8/21	W	24	at Cleveland (71,398)	17
8/26	W	17	Philadelphia (63,387)	13
9/3	L	17	at N.Y. Jets (76,782)	38
Regular Season (10-6)				
Finish: 2nd in NFC Central				
9/12	W	17	at Atlanta (69,555)	14
9/19	L	17	Oakland (64	

1/2/00 W 24 Detroit (64,103) 17
399 335

NFC First-Round Playoffs
(Metrodome, Minneapolis, MN)
1/9/00 W 27 Dallas (64,056) 10
NFC Divisional Playoffs
(TWA Dome, St. Louis, MO)
1/16/00 L 37 St. Louis Rams (66,194) 49

2000

Head Coach: Dennis Green
Preseason (1-3)
8/5 L 24 New Orleans (63,445) 25
8/12 L 7 at San Diego (43,805) 31
8/18 W 35 Arizona Cards (63,563) 17
8/24 L 30 at Indianapolis (51,337) 32
Regular Season (11-5)
Finish: NFC Central Champions
9/3 W 30 Chicago (64,104) 27
9/10 W 13 Miami (64,112) 7
9/17 W 21 at New England (60,292) 13
9/24 BYE WEEK
10/1 W 31 at Detroit (76,438) 24
10/9 W 30 Tampa Bay (64,162) Mon. night 23
10/15 W 28 at Chicago (66,944) Sun. night 16
10/22 W 31 Buffalo (64,116) 27
10/29 L 13 at Tampa Bay (65,589) 41
11/6 L 20 at Green Bay (59,854) (OT) MNF 26
11/12 W 31 Arizona (64,223) 14
11/19 W 31 Carolina (64,208) 17
11/23 W 27 at Dallas (63,878) Thanksgiving 15
11/30 W 24 Detroit (64,214) Thurs. night 17
12/10 L 29 at St. Louis Rams (66,273) 40
12/17 L 28 Green Bay (64,183) 33
12/24 L 10 at Indianapolis Colts (56,672) 31
397 371

NFC Divisional Playoffs
(Metrodome, Minneapolis, MN)
1/6/01 W 34 New Orleans (63,881) 16
NFC Championship
(Giants Stadium, East Rutherford, NJ)
1/14/01 L 0 NY Giants (79,310) 41

2001

Head Coach: Dennis Green (first 15 games), Mike Tice (final game)
Preseason (4-0)
8/11 W 28 New Orleans (46,752) 21
at San Antonio, TX
8/16 W 24 Pittsburgh (63,790) 10
8/24 W 28 Indianapolis (63,804) 21
8/31 W 20 at Miami (60,136) 7
Regular Season (5-11)
Finish: 4th in NFC Central
9/9 L 13 Carolina (64,108) 24
9/23 L 10 at Chicago (66,944) 17
9/30 W 20 Tampa Bay (64,105) 16
10/7 L 15 at New Orleans (70,020) 28
10/14 W 31 Detroit (64,048) 26
10/21 W 35 Green Bay (64,165) 13
10/28 L 14 at Tampa Bay (65,558) 41
11/4 BYE WEEK
11/11 L 17 at Philadelphia (65,638) 48
11/19 W 28 N.Y. Giants (64,283) Mon. night 16
11/25 L 6 Chicago (64,214) Sun. night 13
12/2 L 16 at Pittsburgh (62,661) 21
12/9 W 42 Tennessee (64,271) 24
12/16 L 24 at Detroit (72,190) 27
12/23 L 3 Jacksonville (64,150) 33
12/30 L 13 at Green Bay (59,870) 24
1/7/02 L 3 at Baltimore (69,465) Mon. night 19
290 390

2002

Head Coach: Mike Tice
Preseason (2-2)
8/10 L 15 Cleveland (63,532) 27
8/16 W 24 at Buffalo (46,027) 21
8/23 W 14 Tennessee (63,845) 10
8/29 L 14 at Pittsburgh (57,062) 17
Regular Season (6-10)
Finish: 2nd in NFC North
9/8 L 23 at Chicago (63,226) (Champaign, IL) 27
9/15 L 39 Buffalo (64,047) (OT) 45
9/22 L 14 Carolina (63,945) 21
9/29 L 23 at Seattle (65,212) Sun. night 48
10/6 BYE WEEK
10/13 W 31 Detroit (64,013) 24
10/20 L 7 at N.Y. Jets (78,516) 20
10/27 W 25 Chicago (64,122) 7
11/3 L 24 at Tampa Bay (65,667) 38
11/10 L 20 N.Y. Giants (64,005) 27
11/17 W 31 Green Bay (64,153) 21
11/24 L 17 at New England (68,436) 24
12/1 L 24 Atlanta (63,947) (OT) 30
12/8 L 22 at Green Bay (64,070) Sun. night 26
12/15 W 32 at New Orleans (67,851) 31
12/21 W 20 Miami (64,285) Sat. day 17

12/29 W 38 at Detroit (60,233) 36
390 442

2003

Head Coach: Mike Tice
Preseason (1-3)
8/9 L 14 Jacksonville (63,370) 16
8/16 L 16 at Kansas City (75,634) 6
8/22 W 21 at Oakland (37,411) 26
8/28 L 27 Arizona (63,473) 31
Regular Season (9-7)
Finish: 2nd in NFC North
9/7 W 30 at Green Bay (70,505) 25
9/14 W 24 Chicago (64,144) Sun. night 13
9/21 W 23 at Detroit (60,865) 7
9/28 W 35 San Francisco (64,111) 13
10/5 W 39 at Atlanta (70,427) 26
10/12 BYE WEEK
10/19 W 28 Denver (64,381) 20
10/26 L 17 N.Y. Giants (64,114) 29
11/2 L 27 Green Bay (64,482) Sun. night 30
11/9 L 28 at San Diego (64,738) 42
11/16 L 18 at Oakland (56,653) 28
11/23 W 24 Detroit (63,946) 14
11/30 L 17 at St. Louis (66,134) 48
12/7 W 34 Seattle (63,968) 7
12/14 L 10 at Chicago (61,804) 13
12/20 W 45 Kansas City (64,291) Sat. day 20
12/28 L 17 at Arizona (52,734) 18
416 353

2004

Head Coach: Mike Tice
Preseason (2-2)
8/14 W 23 Arizona (63,658) 6
8/20 L 24 at Atlanta (70,623) 27
8/27 W 23 San Francisco (63,960) 10
9/2 L 21 at Seattle (50,198) 23
Regular Season (8-8)
Finish: 2nd in NFC North
9/12 W 35 Dallas (64,105) 17
9/20 L 16 at Philadelphia (67,676) Mon. night 27
9/26 W 27 Chicago (64,163) 22
10/3 BYE WEEK
10/10 W 34 at Houston (70,718) (OT) 28
10/17 W 38 at New Orleans (64,900) Sun. night 31
10/24 W 20 Tennessee (64,108) 3
10/31 L 13 N.Y. Giants (64,012) 34
11/8 L 28 at Indianapolis (57,307) Mon. night 31
11/14 L 31 at Green Bay (70,671) 34
11/21 W 22 Detroit (64,156) 19
11/28 W 27 Jacksonville (64,004) 16
12/5 L 14 at Chicago (62,051) 24
12/12 L 23 Seattle (64,110) 27
12/19 W 28 at Detroit (62,337) 27
12/24 L 31 Green Bay (64,311) Fri. day 34
1/2 L 18 at Washington (76,876) 21
405 395

NFC First-Round Playoffs
(Lambeau Field, Green Bay, WI)
1/9/05 W 31 Green Bay (71,705) 17

NFC Divisional Playoffs
(Lincoln Financial Field, Philadelphia, PA)
1/16/05 L 14 Philadelphia (67,722) 27

2005

Head Coach: Mike Tice
Preseason (3-1)
8/12 W 27 Kansas City (63,621) 16
8/19 L 21 at N.Y. Jets (76,441) 28
8/26 W 19 San Diego (64,172) 16
9/2 W 23 at Seattle (63,746) 21
Regular Season (9-7)
Finish: 2nd in NFC North
9/11 L 13 Tampa Bay (63,939) 24
9/18 L 8 at Cincinnati (65,763) 37
9/25 W 33 New Orleans (63,952) 16
10/2 L 10 at Atlanta (69,552) 30
10/9 BYE WEEK
10/16 L 3 at Chicago (62,143) 28
10/23 W 23 Green Bay (64,278) 20
10/30 L 13 at Carolina (73,502) 38
11/6 W 27 Detroit (63,813) 14
11/13 W 24 at N.Y. Giants (78,637) 21
11/21 W 20 at Green Bay (70,610) Mon. night 17
11/27 W 24 Cleveland (63,814) 12
12/4 W 21 at Detroit (61,375) 16
12/11 W 27 St. Louis (64,005) 13
12/18 L 3 Pittsburgh (64,136) 18
12/25 L 23 at Baltimore (70,246) Sun. night 30
1/1/06 W 34 Chicago (64,023) 10
306 344

2006

Head Coach: Brad Childress
Preseason (2-1-1)
8/14 L 13 Oakland (63,278) 16

8/19 W 17 at Pittsburgh (57,813) 10
8/25 W 30 Baltimore (63,257) 7
8/31 T 10 at Dallas (60,299) 10

Regular Season (6-10)

Finish: 3rd in NFC North
9/11 W 19 at Washington (90,608) Mon. night 16
9/17 W 16 Carolina (63,623) (OT) 13
9/24 L 16 Chicago (63,754) 19
10/1 L 12 at Buffalo (71,972) 17
10/8 W 26 Detroit (63,906) 13
10/15 BYE WEEK
10/22 W 31 at Seattle (63,118) 13
10/30 L 7 New England (63,819) Mon. night 31
11/5 L 3 at San Francisco (68,088) 9
11/12 L 17 Green Bay (63,924) 23
11/19 L 20 at Miami (73,070) 24
11/26 W 31 Arizona (63,483) 26
12/3 L 13 at Chicago (62,221) 23
12/10 W 30 at Detroit (60,861) 20
12/17 L 13 N.Y. Jets (63,677) 26
12/21 L 7 at Green Bay (70,864) Thurs. night 9
12/31 L 21 St. Louis (63,557) 41
282 327

2007

Head Coach: Brad Childress
Preseason (2-2)
8/10 L 10 St. Louis (62,666) 13
8/17 W 37 at N.Y. Jets (75,851) 20
8/25 L 13 at Seattle (66,723) 30
8/30 W 23 Dallas (62,938) 14
Regular Season (8-8)
Finish: 2nd in NFC North
9/9 W 24 Atlanta (62,815) 3
9/16 L 17 at Detroit (61,771) (OT) 20
9/23 L 10 at Kansas City (78,038) 13
9/30 L 16 Green Bay (63,779) 23
10/7 BYE WEEK
10/14 W 34 at Chicago (62,174) 31
10/21 L 14 at Dallas (63,432) 24
10/28 L 16 Philadelphia (63,019) 23
11/4 W 35 San Diego (63,043) 17
11/11 L 0 at Green Bay (70,945) 34
11/18 W 29 Oakland (62,960) 22
11/25 W 41 at N.Y. Giants (78,591) 17
12/2 W 42 Detroit (62,996) 10
12/9 W 27 at San Francisco (68,050) 7
12/17 W 20 Chicago (63,800) Mon. night 13
12/23 L 21 Washington (63,634) Sun. night 32
12/30 L 19 at Denver (76,084) (OT) 22
365 31

2008

Head Coach: Brad Childress
Preseason (1-3)
8/9 L 17 Seattle (62,545) 34
8/16 W 23 at Baltimore (70,585) 15
8/23 L 10 Pittsburgh (62,625) 12
8/28 L 10 at Dallas (60,246) 16
Regular Season (10-6)
Finish: NFC North Champions
9/8 L 19 at Green Bay (71,004) Mon. night 24
9/14 L 15 Indianapolis (63,585) 18
9/21 W 20 Carolina (62,628) 10
9/28 L 17 at Tennessee (69,143) 30
10/6 W 30 at New Orleans (70,015) Mon. night 10
10/12 W 12 Detroit (62,867) 10
10/19 L 41 at Chicago (62,235) 48
10/26 BYE WEEK
11/2 W 28 Houston (62,839) 21
11/9 W 28 Green Bay (63,845) 27
11/16 L 13 at Tampa Bay (65,278) 19
11/23 W 30 at Jacksonville (65,064) 12
11/30 W 34 Chicago (63,722) Sun. night 14
12/7 W 20 at Detroit (50,444) 16
12/14 W 35 at Arizona (64,457) 14
12/21 L 17 Atlanta (62,889) 24
12/28 W 20 N.Y. Giants (63,761) 19
379 333

NFC First-Round Playoffs
(Metrodome, Minneapolis, MN)
1/4/09 L 14 Philadelphia (61,746) 26

2009

Head Coach: Brad Childress
Preseason (3-1)
8/14 W 13 at Indianapolis (65,484) 3
8/21 W 17 Kansas City (62,782) 13
8/31 W 17 at Houston (70,191) 10
9/4 L 31 Dallas (62,334) 35
Regular Season (12-4)
Finish: NFC North Champions
9/13 W 34 at Cleveland (70,560) 20
9/20 W 27 at Detroit (56,269) 13
9/27 W 27 San Francisco (63,398) 24
10/5 W 30 Green Bay (63,846) Mon. night 23
10/11 W 38 at St. Louis (60,166) 20
10/18 W 33 Baltimore (63,689) 31
10/25 L 17 at Pittsburgh (65,597) 27

11/1	W	38	at Green Bay (71,213)	26
11/8	BYE WEEK			
11/15	W	27	Detroit (63,854)	10
11/22	W	35	Seattle (63,854)	9
11/29	W	36	Chicago (63,854)	10
12/6	L	17	at Arizona (64,121) Sun. night	30
12/13	W	30	Cincinnati (63,854)	10
12/20	L	7	at Carolina (73,515) Sun. night	26
12/28	L	30	at Chicago (62,479) (OT) Mon. night	36
1/3/10	W	44	N.Y. Giants (63,854)	7
470				312

NFC Divisional Playoffs
(Metrodome, Minneapolis, MN)

1/17/10	W	34	Dallas (63,547)	3
---------	---	----	-----------------	---

NFC Championship
(Superdome, New Orleans, LA)

1/24/10	L	28	New Orleans (71,276) (OT)	31
---------	---	----	---------------------------	----

2010

Head Coach: Brad Childress (first 10 games), Leslie Frazier (final 6 games)

Preseason (3-1)

8/14	W	28	at St. Louis (40,801)	7
8/22	L	10	at San Francisco (69,732)	15
8/28	W	24	Seattle (63,550)	13
9/2	W	31	Denver (63,328)	24

Regular Season (6-10)

Finish: 4th in NFC North

9/9	L	9	at New Orleans (70,051) Thu. night	14
9/19	L	10	Miami (63,846)	14
9/26	W	24	Detroit(63,377)	10
10/3	BYE WEEK			
10/11	L	20	at N.Y. Jets (77,909) Mon. night	29
10/17	W	24	Dallas (64,120)	21
10/24	L	24	at Green Bay (71,107) Sun. night	28
10/31	L	18	at New England (68,756)	28
11/7	W	27	Arizona (64,120) (OT)	24
11/14	L	13	at Chicago (62,206)	27
11/21	L	3	Green Bay (64,120)	31
11/28	W	17	at Washington (83,602)	13
12/5	W	38	Buffalo (64,012)	14
12/13	L	3	N.Y. Giants (45,910)# Mon. night	21
12/20	L	14	Chicago (45,504)* Mon. night	40
12/28	W	24	at Philadelphia (69,144)^ Tue. night	14
1/2/11	L	13	at Detroit (57,013)	20
281				348

Played at Ford Field, Detroit, moved due to weather-related Metrodome collapse
 * Played at TCF Bank Stadium, Univ. of MN
 ^ Delayed from 12/26 by blizzard in Philadelphia

2011

Head Coach: Leslie Frazier
Preseason (2-2)

8/13	L	3	at Tennessee (69,143)	14
8/20	W	20	at Seattle (65,599)	7
8/27	L	17	Dallas (62,800)	23
9/1	W	28	Houston (62,148)	0

Regular Season (3-13)

Finish: 4th in NFC North

9/11	L	17	at San Diego (66, 716)	24
9/18	L	20	Tampa Bay (62, 461)	24
9/25	L	23	Detroit (62, 466)	26
10/2	L	17	at Kansas City (72, 931)	22
10/9	W	34	Arizona (62, 479)	10
10/16	L	10	at Chicago (62, 322) Sun. night	10
10/23	L	27	Green Bay (63, 946)	33
10/30	W	24	at Carolina (72, 095)	21
11/6	BYE WEEK			
11/14	L	7	at Green Bay (70, 519) Mon. night	45
11/20	L	21	Oakland (62, 748)	27
11/27	L	14	at Atlanta (68, 115)	24
12/4	L	32	Denver (62, 939)	35
12/11	L	28	at Detroit (63, 988)	34
12/18	L	20	New Orleans (62,623)	42
12/24	W	33	at Washington (63,370) Sat. day	26
1/1/12	L	13	Chicago (62,867)	17
340				449

2012

Head Coach: Leslie Frazier
Preseason (1-3)

8/10	L	6	at San Francisco (69,732)	17
8/17	W	36	Buffalo (56,430)	14
8/24	L	10	San Diego (56,521)	12
8/30	L	24	at Houston (71,116)	28

Regular Season (10-6)

Finish: 2nd in NFC North

9/9	W	26	Jacksonville (56,607) (OT)	23
9/16	L	20	at Indianapolis (63,912)	23
9/23	W	24	San Francisco (57,288)	13
9/30	W	20	at Detroit (63,616)	13
10/7	W	30	Tennessee (57,652)	7
10/14	L	26	at Washington (78,476)	38
10/21	W	21	Arizona (61,068)	14
10/25	L	17	Tampa Bay (60,860) Thurs. night	36

11/4	L	20	at Seattle (67,584)	30
11/11	W	34	Detroit (64,059)	24
11/18	BYE WEEK			
11/25	L	10	at Chicago (62,306)	28
12/2	L	14	at Green Bay (70,567)	28
12/9	W	21	Chicago (64,134)	14
12/16	W	36	at St. Louis (55,751)	22
12/23	W	23	at Houston (71,688)	6
12/30	W	37	Green Bay (64,134)	34
379				348

NFC First-Round Playoffs
(Lambeau Field, Green Bay, WI)

1/5/13	L	10	at Green Bay (71,548)	24
--------	---	----	-----------------------	----

2013

Head Coach: Leslie Frazier
Preseason (1-3)

8/9	L	13	Houston (62,306)	27
8/16	L	16	at Buffalo (60,164)	20
8/25	L	14	at San Francisco (69,732)	34
8/29	W	24	Tennessee (62,603)	23

Regular Season (5-10-1)

Finish: 4th in NFC North

9/8	L	24	at Detroit (62,461)	34
9/15	L	30	at Chicago (62,181)	31
9/22	L	27	Cleveland (63,672)	31
9/29	W	34	Pittsburgh at London ^ (83,518)	27
10/6	BYE WEEK			
10/13	L	10	Carolina (63,963)	35
10/21	L	7	at N.Y. Giants (79,314) Mon. night	23
10/27	L	31	Green Bay (64,134) Sun. night	44
11/3	L	23	at Dallas (85,360)	27
11/7	W	34	Washington (64,011) Thurs. night	27
11/17	L	20	at Seattle (68,235)	41
11/24	T	26	at Green Bay (77,871) (OT)	26
12/1	W	23	Chicago (64,134) (OT)	20
12/8	L	26	at Baltimore (70,921)	29
12/15	W	48	Philadelphia (64,087)	30
12/22	L	14	at Cincinnati (61,555)	42
12/29	W	14	Detroit (64,134)	13
391				480

^ Played at Wembley Stadium, London

2014

Head Coach: Mike Zimmer
Preseason (4-0)

8/8	W	10	Oakland (51,752)	6
8/16	W	38	Arizona (51,763)	28
8/23	W	30	at Kansas City (73,442)	12
8/28	W	19	at Tennessee (69,143)	3

Regular Season (7-9)

Finish: 3rd in NFC North

9/7	W	34	at St. Louis (55,919)	6
9/14	L	7	New England (52,350)	30
9/21	L	9	at New Orleans (73,005)	20
9/28	W	41	Atlanta (52,173)	28
10/2	L	10	at Green Bay (78,054) Thurs. night	42
10/12	L	3	Detroit (52,213)	17
10/19	L	16	at Buffalo (68,477)	17
10/26	W	19	at Tampa Bay (56,577) (OT)	13
11/2	W	29	Washington (52,252)	26
11/9	BYE WEEK			
11/16	L	13	at Chicago (61,792)	21
11/23	L	21	Green Bay (52,386)	24
11/30	W	31	Carolina (52,016)	13
12/7	W	30	N.Y. Jets (52,152) (OT)	24
12/14	L	14	at Detroit (62,490)	16
12/21	L	15	at Miami (66,203)	37
12/28	W	13	Chicago (52,364)	9
325				343

2015

Head Coach: Mike Zimmer
Preseason (4-1)

8/9	W	14	Pittsburgh at Canton (23,379)	3
8/15	W	26	Tampa Bay (50,610)	16
8/22	W	20	Oakland (50,656)	12
8/29	W	28	at Dallas (86,082)	14
9/3	L	17	at Tennessee (61,294)	24

Regular Season (11-5)

Finish: 1st in NFC North

9/14	L	3	at San Francisco (70,499) Mon. night	20
9/20	W	26	Detroit (52,319)	16
9/27	W	31	San Diego (52,400)	14
10/4	L	20	at Denver (77,029)	23
10/11	BYE WEEK			
10/18	W	16	Kansas City (52,480)	10
10/25	W	28	at Detroit (60,231)	19
11/1	W	23	at Chicago (62,231)	20
11/8	W	21	St. Louis (52,406) (OT)	18
11/15	W	30	at Oakland (54,700)	14
11/22	L	13	Green Bay (52,529)	30
11/29	W	20	at Atlanta (70,610)	10
12/6	L	7	Seattle (52,430)	28
12/10	L	20	at Arizona (64,784) Thurs. night	33
12/20	W	38	Chicago (52,421)	17
12/27	W	49	N.Y. Giants (52,455) Sun. night	17
1/3/16	W	20	at Green Bay (78,412) Sun. night	13
365				302

NFC First-Round Playoffs

(TCF Bank Stadium, Minneapolis, MN)				
1/10/16	L	9	Seattle (52,090)	10

2016

Head Coach: Mike Zimmer
Preseason (4-0)

8/12	W	17	at Cincinnati (50,737)	16
8/18	W	18	at Seattle (68,469)	11
8/28	W	23	San Diego (66,143)	10
9/1	W	27	LA Rams (66,262)	25

Regular Season (8-8)

Finish: 3rd in NFC North

9/11	W	25	at Tennessee (63,816)	16
9/18	W	17	Green Bay (66,813) Sun. night	14
9/25	W	22	at Carolina (73,818)	10
10/3	W	24	N.Y. Giants (66,690) Mon. night	10
10/9	W	31	Houston (66,683)	13
10/16	BYE WEEK			
10/23	L	10	at Philadelphia (69,596)	21
10/31	L	10	at Chicago (60,422) Mon. night	20
11/6	L	16	Detroit (66,807) (OT)	22
11/13	L	20	at Washington (78,216)	26
11/20	W	30	Arizona (66,808)	24
11/24	L	13	at Detroit (63,793) Thanksgiving	16
12/1	L	15	Dallas (66,860) Thurs. night	17
12/11	W	25	at Jacksonville (62,701)	16
12/18	L	6	Indianapolis (66,820)	34
12/24	L	25	at Green Bay (77,856) Sat. day	38
1/1/17	W	38	Chicago (66,808)	10
327				307

2017

Head Coach: Mike Zimmer
Preseason (2-2)

8/10	W	17	at Buffalo (60,459)	10
8/18	L	13	at Seattle (68,550)	20
8/27	W	32	San Francisco (66,551)	31
8/31	L	9	Miami (66,409)	30

Regular Season (13-3)

Finish: 1st in NFC North

9/11	W	29	New Orleans (66,606) Mon. night	19
9/17	L	9	at Pittsburgh (65,971)	26
9/24	W	34	Tampa Bay (66,390)	17
10/1	L	7	Detroit (66,730)	14
10/9	W	20	at Chicago (61,834) Mon. night	17
10/15	W	23	Green Bay (66,848)	10
10/22	W	24	Baltimore (66,751)	16
10/29	W	33	at Cleveland (London) ^ (74,237)	16
11/5	BYE WEEK			
11/12	W	38	at Washington (74,476)	30
11/19	W	24	Los Angeles Rams (66,809)	7
11/23	W	30	at Detroit (66,613) Thanksgiving	23
12/3	W	14	at Atlanta (71,185)	9
12/10	L	24	at Carolina (73,728)	31
12/17	W	34	Cincinnati (66,833)	7
12/23	W	16	at Green Bay (78,092) Sat. night	0
12/31	W	23	Chicago (66,808)	10
382				252

^ Played at Twickenham Stadium, London

NFC Divisional Round Playoffs

(U.S. Bank Stadium, Minneapolis, MN)				
1/14/18	W	29	New Orleans (66,612)	24

2019**Head Coach: Mike Zimmer****Preseason (3-1)**

8/9	W	34	at New Orleans (73,018)	25
8/18	W	25	Seattle (66,636)	19
8/24	W	20	Arizona (66,698)	9
8/29	L	23	at Buffalo (57,765)	27

Regular Season (10-6)**Finish: 2nd in NFC North**

9/8	W	28	Atlanta (66,714)	12
9/15	L	16	at Green Bay (78,416)	28
9/22	W	34	Oakland (66,738)	14
9/29	L	6	at Chicago (62,131)	16
10/6	W	28	at NY Giants (75,041)	10
10/13	W	38	Philadelphia (66,837)	20
10/20	W	42	at Detroit (60,314)	30
10/24	W	19	Washington (66,776) Thurs. night	9
11/3	L	23	at Kansas City (73,615)	26
11/10	W	28	at Dallas (91,188) Sun. night	24
11/17	W	27	Denver (66,883)	23
11/24			BYE WEEK	
12/2	L	30	at Seattle (69,080) Mon. night	37
12/8	W	20	Detroit (66,776)	7
12/15	W	39	at LA Chargers (25,445)	10
12/23	L	10	Green Bay (67,167) Mon. night	23
12/29	L	19	Chicago (66,913)	21

407**303****NFC First-Round Playoffs**

(Mercedes-Benz Stadium, New Orleans, LA)

1/5	W	26	at New Orleans (73,038) (OT)	20
-----	---	----	------------------------------	----

NFC Divisional Round Playoffs

(Levi's Stadium, Santa Clara, CA)

1/11	L	10	at San Francisco (71,649)	27
------	---	----	---------------------------	----

2020**Head Coach: Mike Zimmer****Regular Season (7-9)****Finish: 3rd in NFC North**

9/13	L	34	Green Bay (0)	43
9/20	L	11	at Indianapolis (2,500)	28
9/27	L	30	Tennessee (0)	31
10/4	W	31	at Houston (12,102)	23
10/11	L	26	at Seattle (0) Sun. night	27
10/18	L	23	Atlanta (0)	40
10/25			BYE WEEK	
11/1	W	28	at Green Bay (0)	22
11/8	W	34	Detroit (0)	20
11/16	W	19	at Chicago (0) Mon. night	13
11/22	L	28	Dallas (0)	31
11/29	W	28	Carolina (0)	27
12/6	W	27	Jacksonville (0) (OT)	24
12/13	L	14	at Tampa Bay (16,031)	26
12/20	L	27	Chicago (0)	33
12/25	L	33	at New Orleans (3,000) Fri. day	52
1/3	W	37	at Detroit (0)	35

430**475****2021****Head Coach: Mike Zimmer****Preseason (0-3)**

8/13	L	6	Denver (66,028)	33
8/20	L	10	Indianapolis (66,022)	12
8/27	L	25	at Kansas City (72,680)	28

Regular Season (8-9)**Finish:**

9/12	L	24	at Cincinnati (56,525) OT	27
9/19	L	33	at Arizona (60,115)	34
9/26	W	30	Seattle (66,729)	17
10/3	L	7	Cleveland (66,703)	14
10/10	W	19	Detroit (66,538)	17
10/17	W	34	at Carolina (72,104) OT	28
10/24			BYE WEEK	
10/31	L	16	Dallas Sun. night (66,633)	20
11/7	L	31	at Baltimore (70,599)	34
11/14	W	27	at LA Chargers (70,240)	20
11/21	W	34	Green Bay (66,959)	31
11/28	L	26	at San Francisco (71,493)	34
12/5	L	27	at Detroit (45,691)	29
12/9	W	36	Pittsburgh (66,718) Thurs. night	28
12/20	W	17	at Chicago (60,082) Mon. night	9
12/26	L	30	LA Rams (66,708)	23
1/2/22	L	10	at Green Bay (77,832) Sun. night	37
1/9/22	W	31	Chicago (66,625)	17

425**426****2022****Head Coach: Kevin O'Connell****Preseason (0-3)**

8/14	L	20	at Las Vegas (61,177)	26
8/20	L	7	San Francisco (66,714)	17
8/27	L	13	at Denver (76,473)	23

Regular Season (13-4)**Finish:**

9/11	W	23	Green Bay (66,959)	7
9/19	L	7	at Philadelphia (69,879) Mon. night	24
9/25	W	28	Detroit (66,638)	24
10/2	W	28	vs. New Orleans (London) (60,639)	25
10/9	W	29	Chicago (66,929)	22

10/16	W	24	at Miami (66,100)	16
10/23			BYE WEEK	
10/30	W	34	Arizona (66,742)	26
11/6	W	20	at Washington (58,651)	17
11/13	W	33	at Buffalo (70,844) OT	30
11/20	L	3	Dallas (66,992)	40
11/24	W	33	New England (T'giving) (66,918)	26
12/4	W	27	NY Jets (66,973)	22
12/11	L	23	at Detroit (66,374)	34
12/17	W	39	Indianapolis (66,801) OT	36
12/24	W	27	NY Giants (66,919) Sat. day	24
1/1	L	17	at Green Bay (78,190)	41
1/8	W	29	at Chicago (60,007)	13

424**427****NFC First-Round Playoffs**

(U.S. Bank Stadium, Minneapolis, MN)

1/15	L	24	NY Giants (66,721)	31
------	---	----	--------------------	----

2023**Head Coach: Kevin O'Connell****Preseason**

8/10			at Seattle	
8/19			Tennessee	
8/26			Arizona	

Regular Season**Finish:**

9/10			Tampa Bay	
9/14			at Philadelphia	
9/24			Los Angeles Chargers	
10/1			at Carolina	
10/8			Kansas City	
10/15			at Chicago	
10/23			San Francisco	
10/29			at Green Bay	
11/5			at Atlanta	
11/12			New Orleans	
11/19			at Denver	
11/27			Chicago	
12/3			BYE WEEK	
12/10			at Las Vegas	
12/TBD			at Cincinnati	
12/24			Detroit	
12/31			Green Bay	
1/TBD			at Detroit	

VIKINGS SUPER BOWL SEASONS

1969 - Super Bowl IV vs. Kansas City at Tulane Stadium, New Orleans

The Vikings advanced to the first Super Bowl in franchise history by capping a 12-2 regular season with playoff wins over the LA Rams in the Western Conference Championship at Met Stadium on December 27 and topping the Cleveland Browns the following week in the final NFL Championship game in league history at the Met. The games were the first playoff wins in franchise history and came in Bud Grant's 3rd season as head coach. The 1969 season was the last under the AFL-NFL format before the rival leagues merged for the 1970 campaign as the NFL and adopted the AFC and NFC conferences and re-alignment.

Grant earned his only NFL Coach of the Year honors for the '69 season.

An estimated TV audience of 44.3 million tuned in to CBS to hear Jack Buck and Pat Summerall call the action. The halftime show featured the Southern University marching band and a tribute to Mardi Gras.

AWARD WINNERS:

ALL-PRO: Carl Eller, Alan Page, Mick Tingelhoff

PRO BOWL: Carl Eller, Joe Kapp, Paul Krause, Gary Larsen, Jim Marshall, Mick Tingelhoff, Gene Washington

NFL COACH OF THE YEAR: Bud Grant

TEAM LEADERS:

RUSHING: Dave Osborn- 186 attempts, 643 yards, 7 TDs

PASSING: Joe Kapp- 237 attempts, 120 completions, 1,726 yards, 19 TDs, 13 INTs

RECEIVING: Gene Washington- 39 receptions, 821 yards, 9 TDs

SCORING: Fred Cox- 43 PAT, 26 FG, 121 points

INTERCEPTIONS: Bobby Bryant- 9 INT, 87 yards

TACKLES: Lonnie Warwick- 76 tackles

SACKS: Carl Eller- 15.0

SUPER BOWL IV

USUAL STARTERS:

DEFENSE

DE Carl Eller
DT Gary Larsen
DT Alan Page
DE Jim Marshall
LB Roy Winston
LB Lonnie Warwick
LB Wally Hilgenberg
CB Earsell Mackbee
CB Bobby Bryant
SS Karl Kassulke
FS Paul Krause

USUAL STARTERS:

OFFENSE

WR Gene Washington
LT Grady Alderman
LG Jim Vellone
C Mick Tingelhoff
RG Milt Sunde
RT Doug Davis
TE John Beasley
WR John Henderson
QB Joe Kapp
RB Dave Osborn
FB Bill Brown

1969

Head Coach: Bud Grant

Regular Season (12-2)

Finish: NFL Central Champions

9/21	L	23	at N.Y. Giants (62,900)	24
9/28	W	52	Baltimore Colts (47,900)	14
10/5	W	19	Green Bay at U. of MN (60,740)	7
10/12	W	31	at Chicago (45,757)	0
10/19	W	27	at St. Louis Cards (49,430)	10
10/26	W	24	Detroit (47,900)	10
11/2	W	31	Chicago (47,900)	14
11/9	W	51	Cleveland (47,900)	3
11/16	W	9	at Green Bay (Milw.) (48,321)	7
11/23	W	52	Pittsburgh (47,202)	14
11/27	W	27	at Detroit (57,906) Thanksgiving	0
12/7	W	20	at L.A. Rams (80,430)	13
12/14	W	10	San Francisco (43,028)	7
12/21	L	3	at Atlanta (52,872)	10

379

Western Conference Championship

(Metropolitan Stadium, Bloomington, MN)

12/27 W 23 L.A. Rams (47,900) 20

NFL Championship

(Metropolitan Stadium, Bloomington, MN)

1/4/70 W 27 Cleveland (47,900) 7

Super Bowl IV

(Tulane Stadium, New Orleans, LA)

1/11/70 L 7 Kansas City (80,562) 23

1973 - Super Bowl VIII vs. Miami at Rice Stadium, Houston

The Vikings earned their second Super Bowl berth in club history following the 1973 season, riding a 12-2 regular season into playoff wins over Washington at Met Stadium in the Divisional Round and then capturing the NFC title in Dallas, which remains the only road NFC Championship Game the Vikings have won. The team was spearheaded by QB Fran Tarkenton, who was back with the club for the 2nd season as the starter following a 1972 trade that brought the scrambler back from New York. Tarkenton got a new weapon in NFL Rookie of the Year RB Chuck Foreman and Page was recognized as the NFL's Defensive Player of the Year for the 2nd time in 3 seasons (1971, '73).

An estimated TV audience of 41.6 million heard the CBS crew of Ray Scott, Pat Summerall and Bart Starr do the game. The halftime show featured the University of Texas marching band with Miss Texas as a fiddle accompaniment in the A Muscial America program.

AWARD WINNERS:

ALL-PRO: Carl Eller, John Gilliam, Alan Page, Fran Tarkenton, Ron Yary

PRO BOWL: Carl Eller, Chuck Foreman, John Gilliam, Paul Krause, Alan Page, Jeff Siemon, Ron Yary

NFL DEFENSIVE PLAYER OF THE YEAR: Alan Page

NFL ROOKIE OF THE YEAR: Chuck Foreman

TEAM LEADERS:

RUSHING: Dave Osborn- 182 attempts, 801 yards, 4 TDs

PASSING: Fran Tarkenton- 378 attempts, 215 completions, 2,651 yards, 18 TDs, 13 INTs

RECEIVING: John Gilliam- 42 receptions, 907 yards, 8 TDs

SCORING: Fred Cox- 33 PAT, 21 FG, 96 points

INTERCEPTIONS: Bobby Bryant- 7 INT, 105 yards, 1 TD

TACKLES: Jeff Siemon- 155 tackles

SACKS: Carl Eller- 11.0

SUPER BOWL VIII

USUAL STARTERS:

OFFENSE

WR Carroll Dale
LT Grady Alderman
LG Ed White
C Mick Tingelhoff
RG Milt Sunde
RT Ron Yary
TE Stu Voigt
WR John Gilliam
QB Fran Tarkenton
RB Chuck Foreman
RB Oscar Reed

USUAL STARTERS:

DEFENSE

DE Carl Eller
DT Gary Larsen
DT Alan Page
DE Jim Marshall
LB Roy Winston
LB Jeff Siemon
LB Wally Hilgenberg
CB Nate Wright
CB Bobby Bryant
SS Jeff Wright
FS Paul Krause

1973

Head Coach: Bud Grant

Regular Season (12-2)

Finish: NFC Central Champions

9/16	W	24	Oakland (46,619)	16
9/23	W	22	at Chicago (55,701)	13
9/30	W	11	Green Bay (48,503)	3
10/7	W	23	at Detroit (54,418)	9
10/14	W	17	at San Francisco (59,359)	13
10/21	W	28	Philadelphia (48,503)	21
10/28	W	10	L.A. Rams (48,503)	9
11/4	W	26	Cleveland (48,503)	3
11/11	W	28	Detroit (48,503)	7
11/19	L	14	at Atlanta (50,850) Mon. night	20
11/25	W	31	Chicago (48,503)	13
12/2	L	0	at Cincinnati (59,580)	27
12/8	W	31	at Green Bay (56,267) Sat. day	7
12/16	W	31	at N.Y. Giants (New Haven) (70,041)	7

296

NFC Divisional Playoffs

(Metropolitan Stadium, Bloomington, MN)

12/22 W 27 Washington (46,409) 20

NFC Championship Game

(Texas Stadium, Irving, TX)

12/30 W 27 Dallas (60,272) 10

Super Bowl VIII

(Rice Stadium, Houston, TX)

1/13/74 L 7 Miami (68,142) 24

1974 - Super Bowl IX vs. Pittsburgh at Tulane Stadium, New Orleans

The Vikings notched consecutive Super Bowl berths in 1973 and 1974, advancing with a 10-4 regular season mark to the NFC Playoffs in '74 with an offense that ranked #3 in the NFL and a defense ranked #10. Having both units in the top 10 was the 1st time achieving the feat in franchise history and the offense didn't reach #3 again until 1994. The Vikings hosted both the Divisional Round game vs. St. Louis and the NFC title game against Los Angeles at the Met, grinding out a 14-10 win in the game.

The game was broadcast on NBC with Curt Gowdy, Al DeRogatis and Don Meredith on the call for an estimated audience of 42.4 million. The Grambling Band led a tribute to Duke Ellington at half.

AWARD WINNERS:

ALL-PRO: Alan Page, Ed White, Ron Yary

PRO BOWL: Carl Eller, Chuck Foreman, John Gilliam, Paul Krause, Alan Page, Fran Tarkenton, Ron Yary

TEAM LEADERS:

RUSHING: Chuck Foreman- 199 attempts, 777 yards, 9 TDs

PASSING: Fran Tarkenton- 351 attempts, 199 completions, 2,598 yards, 17 TDs, 12 INTs

RECEIVING: Chuck Foreman- 53 receptions, 586 yards, 6 TDs

SCORING: Chuck Foreman- 15 TDs, 90 points

INTERCEPTIONS: Nate Wright- 6 INT, 91 yards

TACKLES: Jeff Siemon- 151 tackles

SACKS: Alan Page- 11.0



USUAL STARTERS:

OFFENSE

WR Jim Lash
 LT Charles Goodrum
 LG Ed White
 C Mick Tingelhoff
 RG Andy Maurer
 RT Ron Yary
 TE Stu Voigt
 WR John Gilliam
 QB Fran Tarkenton
 RB Chuck Foreman
 RB Dave Osborn

USUAL STARTERS:

DEFENSE

DE Carl Eller
 DT Doug Sutherland
 DT Alan Page
 DE Jim Marshall
 LB Roy Winston
 LB Jeff Siemon
 LB Wally Hilgenberg
 CB Nate Wright
 CB Jackie Wallace
 SS Jeff Wright
 FS Paul Krause

1974

Head Coach: Bud Grant

Regular Season (10-4)

Finish: NFC Central Champions

9/15	W	32	at Green Bay (56,312)	17
9/22	W	7	at Detroit (49,703)	6
9/29	W	11	Chicago (46,619)	7
10/6	W	23	at Dallas (60,817)	21
10/13	W	51	Houston (48,490)	10
10/20	L	16	Detroit (48,501)	20
10/27	L	14	New England (48,497)	17
11/3	W	17	at Chicago (55,753)	0
11/11	W	28	at St.L Cards (51,392) Mon. night	24
11/17	L	7	Green Bay (48,480)	19
11/24	L	17	at L.A. Rams (90,266)	20
12/1	W	29	New Orleans (48,456)	9
12/7	W	23	Atlanta (48,480) Sa	10
12/14	W	35	at Kansas City (72,474) Sat. day	15

310

195

NFC Divisional Playoffs

(Metropolitan Stadium, Bloomington, MN)

12/21 W 30 St. Louis Cards (44,626) 14

NFC Championship Game

(Metropolitan Stadium, Bloomington, MN)

12/29 W 14 L.A. Rams (47,404) 10

Super Bowl IX

(Tulane Stadium, New Orleans, LA)

1/12/75 L 6 Pittsburgh (80,997) 16

1976 - Super Bowl XI vs. Oakland at Rose Bowl, Pasadena

The Vikings celebrated America's Bicentennial with the 3rd Super Bowl appearance in 4 seasons, advancing to Super Bowl XI against Oakland, playing the 1st Super Bowl at the venerable Rose Bowl. The '76 NFC title made the Vikings the 1st team to play in 4 Super Bowls and the berth was the 4th in 8 seasons for the club. The Vikings 24-13 NFC title game win included one of the most memorable plays in team history when Bobby Bryant returned a blocked Rams FG 90 yards to open the scoring. The Rams cut the lead to 17-13 before a Sammy Johnson TD run put the game away in the 4th quarter of what would be the last home NFC Championship game for the Vikings until the 1998 season.

The offense gained a pair of valuable playmakers that set the tone for the season by trading for Ahmad Rashad and drafting Sammy White, who went on to be the NFL's Rookie of the Year.

The crowd of 103,438 remains the biggest audience the Vikings have played in front of and was the 1st Super Bowl crowd over 100,000, a mark that still stands 3rd in the history of the game, all 3 crowds coming at the Rose Bowl. An estimated TV audience of 44.4 million heard Curt Gowdy and Don Meredith relay the action on NBC. A Disney production entertained at halftime with a program called It's a Small World, including a stadium-wide card stunt.

AWARD WINNERS:

ALL-PRO: Chuck Foreman, Ron Yary

PRO BOWL: Chuck Foreman, Alan Page, Jeff Siemon, Fran Tarkenton, Ed White, Sammy White, Ron Yary

NFL ROOKIE OF THE YEAR: Sammy White

TEAM LEADERS:

RUSHING: Chuck Foreman- 278 attempts, 1,155 yards, 13 TDs

PASSING: Fran Tarkenton- 412 attempts, 255 completions, 2,961 yards, 17 TDs, 8 INTs

RECEIVING: Chuck Foreman- 55 receptions, 567 yards, 1 TD

SCORING: Fred Cox- 32 PAT, 19 FG, 89 points

INTERCEPTIONS: Nat Wright- 7 INT, 47 yards, 0 TD

TACKLES: Jeff Siemon- 161 tackles

SACKS: Alan Page- 18.0



USUAL STARTERS:

OFFENSE

WR Ahmad Rashad
 LT Steve Riley
 LG Charles Goodrum
 C Mick Tingelhoff
 RG Ed White
 RT Ron Yary
 TE Stu Voigt
 WR Sammy White
 QB Fran Tarkenton
 RB Chuck Foreman
 RB Brent McClanahan

USUAL STARTERS:

DEFENSE

DE Carl Eller
 DT Doug Sutherland
 DT Alan Page
 DE Jim Marshall
 LB Matt Blair
 LB Jeff Siemon
 LB Wally Hilgenberg
 CB Nate Wright
 CB Nate Allen
 SS Jeff Wright
 FS Paul Krause

1976

Head Coach: Bud Grant

Regular Season (11-2-1)

Finish: NFC Central Champions

9/12	W	40	at New Orleans (58,156)	9
9/19	T	10	L.A. Rams (47,310) (OT)	10
9/26	W	10	at Detroit (77,292)	9
10/4	W	17	Pittsburgh (47,809) Mon. night	6
10/10	W	20	Chicago (47,948)	19
10/17	W	24	N.Y. Giants (47,156)	7
10/24	W	31	at Philadelphia (56,233)	12
10/31	L	13	at Chicago (56,602)	14
11/7	W	31	Detroit (46,735)	23
11/14	W	27	Seattle (45,087)	21
11/21	W	17	at Green Bay (Mil.) (53,104)	10
11/29	L	16	at San Fran. (56,775) Mon. night	20
12/5	W	20	Green Bay (43,700)	9
12/11	W	29	at Miami (46,543) Sat. day	7

305

176

NFC Divisional Playoffs

(Metropolitan Stadium, Bloomington, MN)

12/18 W 35 Washington (47,221) 20

NFC Championship Game

(Metropolitan Stadium, Bloomington, MN)

12/26 W 24 L.A. Rams (47,191) 13

Super Bowl XI

(Rose Bowl, Pasadena, CA)

1/9/77 L 14 Oakland (103,438) 32

YEAR-BY-YEAR CHAMPIONS

NATIONAL FOOTBALL LEAGUE - WESTERN CONFERENCE

WESTERN CONFERENCE: Minnesota, Baltimore, Chicago, Detroit, Green Bay, Los Angeles, San Francisco

	VIKINGS	CONFERENCE CHAMP	NFL CHAMP	SUPER BOWL	NFL MVP	COACH OF THE YEAR
1961	3-11 (7th Western)	Green Bay	Green Bay		Paul Hornung, Green Bay	Allie Sherman, NY Giants
1962	2-11-1 (6th Western)	Green Bay	Green Bay		Jim Taylor, Green Bay	Allie Sherman, NY Giants
1963	5-8-1 (T4th Western)	Chicago	Cleveland		Y.A. Tittle, NY Giants	George Halas, Chicago
1964	8-5-1 (T2nd Western)	Baltimore Colts	Cleveland		Johnny Unitas, Baltimore	Don Shula, Baltimore
1965	7-7 (T5th Western)	Green Bay	Green Bay		Jim Brown, Cleveland	George Halas, Chicago
1966	4-9-1 (T6th Western)	Green Bay	Green Bay	Green Bay (I)	Barst Starr, Green Bay	Tom Landry, Dallas

NATIONAL FOOTBALL LEAGUE - WESTERN CONFERENCE-CENTRAL DIVISION

CENTRAL DIVISION: Minnesota, Chicago, Green Bay, Detroit

	VIKINGS	DIVISION CHAMP	NFL CHAMP	SUPER BOWL	NFL MVP	COACH OF THE YEAR
1967	3-8-3 (4th Central)	Green Bay	Green Bay	Green Bay (II)	Johnny Unitas, Baltimore	Shula & George Allen, LA Rams
1968	8-6 (1st Central)	Minnesota	Baltimore	NY Jets (III)	Earl Morrall, Baltimore	Don Shula, Baltimore
1969	12-2 (1st Central)	Minnesota	Minnesota	Kansas City (IV)	Roman Gabriel, LA Rams	Bud Grant, Minnesota

NATIONAL FOOTBALL LEAGUE - NATIONAL FOOTBALL CONFERENCE-CENTRAL DIVISION

CENTRAL DIVISION: Minnesota, Chicago, Green Bay, Detroit, Tampa Bay (1977-2001)

	VIKINGS	DIVISION CHAMP	NFC CHAMP	SUPER BOWL	NFL MVP	COACH OF THE YEAR
1970	12-2 (1st Central)	Minnesota	Dallas	Baltimore (V)	John Brodie, San Francisco	Paul Brown, Cincinnati
1971	11-3 (1st Central)	Minnesota	Dallas	Dallas (VI)	Alan Page, Minnesota	George Allen, Washington
1972	7-7 (3rd Central)	Green Bay	Washington	Miami (VII)	Larry Brown, Washington	Don Shula, Miami
1973	12-2 (1st Central)	Minnesota	Minnesota	Miami (VIII)	O.J. Simpson, Buffalo	Chuck Knox, LA Rams
1974	10-4 (1st Central)	Minnesota	Minnesota	Pittsburgh (IX)	Ken Stabler, Oakland	Don Coryell, St. Louis
1975	12-2 (1st Central)	Minnesota	Dallas	Pittsburgh (X)	Fran Tarkenton, Minnesota	Ted Marchibroda, Baltimore
1976	11-2-1 (1st Central)	Minnesota	Minnesota	Oakland (XI)	Bert Jones, Baltimore	Forrest Gregg, Cleveland
1977	9-5 (1st Central)	Minnesota	Dallas	Dallas (XII)	Walter Payton, Chicago	Red Miller, Denver
1978	8-7-1 (1st Central)	Minnesota	Dallas	Pittsburgh (XIII)	Terry Bradshaw, Pittsburgh	Jack Patera, Seattle
1979	7-9 (3rd Central)	Tampa Bay	Los Angeles	Pittsburgh (XIV)	Earl Campbell, Houston	Jack Pardee, Washington
1980	9-7 (1st Central)	Vikings	Philadelphia	Oakland (XV)	Brian Sipe, Cleveland	Chuck Knox, Buffalo
1981	7-9 (4th Central)	Tampa Bay	San Francisco	San Francisco (XVI)	Ken Anderson, Cincinnati	Bill Walsh, San Francisco
1982	5-4 (2nd Central)	none (strike)	Washington	Washington (XVII)	Mark Moseley, Washington	Joe Gibbs, Washington
1983	8-8 (4th Central)	Detroit	Washington	Oakland (XVIII)	Joe Theismann, Washington	Joe Gibbs, Washington
1984	3-13 (5th Central)	Chicago	San Francisco	San Francisco (XIX)	Dan Marino, Miami	Chuck Knox, Seattle
1985	7-9 (3rd Central)	Chicago	Chicago	Chicago (XX)	Marcus Allen, LA Raiders	Mike Ditka, Chicago
1986	9-7 (2nd Central)	Chicago	NY Giants	NY Giants (XXI)	Lawrence Taylor, NY Giants	Bill Parcells, NY Giants
1987	8-7 (2nd Central)	Chicago	Washington	Washington (XXII)	John Elway, Denver	Jim Mora, New Orleans
1988	11-5 (2nd Central)	Chicago	San Francisco	San Francisco (XXIII)	Boomer Esiason, Cincinnati	Mike Ditka, Chicago
1989	10-6 (1st Central)	Minnesota	San Francisco	San Francisco (XXIV)	Joe Montana, San Francisco	Lindy Infante, Green Bay
1990	6-10 (5th Central)	Chicago	NY Giants	NY Giants (XXV)	Joe Montana, San Francisco	Jimmy Johnson, Dallas
1991	8-8 (3rd Central)	Detroit	Washington	Washington (XXVI)	Thurman Thomas, Buffalo	Wayne Fontes, Detroit
1992	11-5 (1st Central)	Minnesota	Dallas	Dallas (XXVII)	Steve Young, San Francisco	Bill Cowher, Pittsburgh
1993	9-7 (2nd Central)	Detroit	Washington	Washington (XXVIII)	Emmitt Smith, Dallas	Dan Reeves, NY Giants
1994	10-6 (1st Central)	Minnesota	San Francisco	San Francisco (XXIX)	Steve Young, San Francisco	Bill Parcells, New England
1995	8-8 (4th Central)	Green Bay	Dallas	Dallas (XXX)	Brett Favre, Green Bay	Ray Rhodes, Philadelphia
1996	9-7 (2nd Central)	Green Bay	Green Bay	Green Bay (XXXI)	Brett Favre, Green Bay	Dom Capers, Carolina
1997	9-7 (4th Central)	Green Bay	Green Bay	Denver (XXXII)	Brett Favre, Green Bay	Jim Fassel, NY Giants
1998	15-1 (1st Central)	Minnesota	Atlanta	Denver (XXXIII)	Terrell Davis, Denver	Dan Reeves, Atlanta
1999	10-6 (2nd Central)	Tampa Bay	St. Louis Rams	St. Louis Rams (XXXIV)	Kurt Warner, St. Louis	Dick Vermeil, St. Louis
2000	11-5 (1st Central)	Minnesota	NY Giants	Baltimore (XXXV)	Marshall Faulk, St. Louis	Jim Haslett, New Orleans
2001	5-11 (4th Central)	Chicago	St. Louis Rams	New England (XXXVI)	Kurt Warner, St. Louis	Dick Jauron, Chicago

NATIONAL FOOTBALL LEAGUE - NATIONAL FOOTBALL CONFERENCE- NORTH DIVISION

NORTH DIVISION: Minnesota, Chicago, Detroit, Green Bay

	VIKINGS	DIVISION CHAMP	NFC CHAMP	SUPER BOWL	NFL MVP	COACH OF THE YEAR
2002	6-10 (2nd North)	Green Bay	Tampa Bay	Tampa Bay (XXXVII)	Rich Gannon, Oakland	Andy Reid, Philadelphia
2003	9-7 (2nd North)	Green Bay	Carolina	New England (XXXVIII)	Manning, Ind./McNair, Tenn.	Bill Belichick, New England
2004	8-8 (2nd North)	Green Bay	Philadelphia	New England (XXXIX)	Peyton Manning, Indianapolis	Marty Schottenheimer, San Diego
2005	9-7 (2nd North)	Chicago	Seattle	Pittsburgh (XL)	Shaun Alexander, Seattle	Lovie Smith, Chicago
2006	6-10 (3rd North)	Chicago	Chicago	Indianapolis (XLI)	LaDainian Tomlinson, S.D.	Sean Payton, New Orleans
2007	8-8 (2nd North)	Green Bay	NY Giants	NY Giants (XLII)	Tom Brady, New England	Bill Belichick, New England
2008	10-6 (1st North)	Minnesota	Arizona	Pittsburgh (XLIII)	Peyton Manning, Indianapolis	Mike Smith, Atlanta
2009	12-4 (1st North)	Minnesota	New Orleans	New Orleans (XLIV)	Peyton Manning, Indianapolis	Marvin Lewis, Cincinnati
2010	6-10 (4th North)	Chicago	Green Bay	Green Bay (XLV)	Tom Brady, New England	Bill Belichick, New England
2011	3-13 (4th North)	Green Bay	NY Giants	NY Giants (XLVI)	Aaron Rodgers, Green Bay	Jim Harbaugh, San Francisco
2012	10-6 (2nd North)	Green Bay	San Francisco	Baltimore (XLVII)	Adrian Peterson, Minnesota	Bruce Arians, Indianapolis
2013	5-10-1 (4th North)	Green Bay	Seattle	Seattle (XLVIII)	Peyton Manning, Denver	Ron Rivera, Carolina
2014	7-9 (3rd North)	Green Bay	Seattle	New England (XLIX)	Aaron Rodgers, Green Bay	Bruce Arians, Arizona
2015	11-5 (1st North)	Minnesota	Carolina	Denver (50)	Cam Newton, Carolina	Ron Rivera, Carolina
2016	8-8 (3rd North)	Green Bay	Atlanta	New England (LI)	Matt Ryan, Atlanta	Jason Garrett, Dallas
2017	13-3 (1st North)	Minnesota	Philadelphia	Philadelphia (LII)	Tom Brady, New England	Sean McVay, LA Rams
2018	8-7-1 (2nd North)	Chicago	Los Angeles	New England (LIII)	Patrick Mahomes, Kansas City	Matt Nagy, Chicago
2019	10-6 (2nd North)	Green Bay	San Francisco	Kansas City (LIV)	Lamar Jackson, Baltimore	John Harbaugh, Baltimore
2020	7-9 (3rd North)	Green Bay	Tampa Bay	Tampa Bay (LV)	Aaron Rodgers, Green Bay	Kevin Stefanski, Cleveland
2021	8-9 (2nd North)	Green Bay	Los Angeles	Los Angeles (LVI)	Aaron Rodgers, Green Bay	Mike Vrabel, Tennessee
2022	13-4 (1st North)	Minnesota	Philadelphia	Kansas City (LVII)	Patrick Mahomes, Kansas City	Brian Daboll, NY Giants

ALL-TIME SUPER BOWL RESULTS

SUPERBOWL...	DATE.....	RESULT.....	SITE.....	MVP
I	1/15/67	Green Bay 35, Kansas City 10	Los Angeles	QB Bart Starr, Green Bay
II	1/14/68	Green Bay 33, Oakland 14	Miami	QB Bart Starr, Green Bay
III	1/12/69	NY Jets 16, Baltimore 7	Miami	QB Joe Namath, NY Jets
IV	1/11/70	Kansas City 23, Minnesota 7	New Orleans	QB Len Dawson, Kansas City
V	1/17/71	Baltimore 16, Dallas 13	Miami	LB Chuck Howley, Dallas
VI	1/16/72	Dallas 24, Miami 3	New Orleans	QB Roger Staubach, Dallas
VII	1/14/73	Miami 14, Washington 7	Los Angeles	S Jake Scott, Miami
VIII	1/13/74	Miami 24, Minnesota 7	Houston	RB Larry Csonka, Miami
IX	1/12/75	Pittsburgh 16, Minnesota 6	New Orleans	RB Franco Harris, Pittsburgh
X	1/18/76	Pittsburgh 21, Dallas 17	Miami	WR Lynn Swann, Pittsburgh
XI	1/9/77	Oakland 32, Minnesota 14	Pasadena	WR Fred Biletnikoff, Oakland
XII	1/15/78	Dallas 27, Denver 10	New Orleans	DT Randy White/DE Harvey Martin, Dallas
XIII	1/21/79	Pittsburgh 35, Dallas 31	Miami	QB Terry Bradshaw, Pittsburgh
XIV	1/20/80	Pittsburgh 31, Los Angeles 19	Pasadena	QB Terry Bradshaw, Pittsburgh
XV	1/25/81	Oakland 27, Philadelphia 10	New Orleans	QB Jim Plunkett, Oakland
XVI	1/24/82	San Francisco 26, Cincinnati 21	Pontiac	QB Joe Montana, San Francisco
XVII	1/30/83	Washington 27, Miami 17	Pasadena	RB John Riggins, Washington
XVIII	1/22/84	LA Raiders 38, Washington 9	Tampa	RB Marcus Allen, LA Raiders
XIX	1/20/85	San Francisco 38, Miami 16	Stanford	QB Joe Montana, San Francisco
XX	1/26/86	Chicago 46, New England 10	New Orleans	DE Richard Dent, Chicago
XXI	1/25/87	NY Giants 39, Denver 20	Pasadena	QB Phil Simms, NY Giants
XXII	1/31/88	Washington 42, Denver 10	San Diego	QB Doug Williams, Washington
XXIII	1/22/89	San Francisco 20, Cincinnati 16	South Florida	WR Jerry Rice, San Francisco
XXIV	1/28/90	San Francisco 55, Denver 10	New Orleans	QB Joe Montana, San Francisco
XXV	1/27/91	NY Giants 20, Buffalo 19	Tampa	RB Ottis Anderson, NY Giants
XXVI	1/26/92	Washington 37, Buffalo 24	Minneapolis	QB Mark Rypien, Washington
XXVII	1/31/93	Dallas 52, Buffalo 17	Pasadena	QB Troy Aikman, Dallas
XXVIII	1/30/94	Dallas 30, Buffalo 13	Atlanta	RB Emmitt Smith, Dallas
XXIX	1/29/95	San Francisco 49, San Diego 26	South Florida	QB Steve Young, San Francisco
XXX	1/28/96	Dallas 27, Pittsburgh 17	Tempe	CB Larry Brown, Dallas
XXXI	1/26/97	Green Bay 35, New England 21	New Orleans	KR/PR Desmond Howard, Green Bay
XXXII	1/25/98	Denver 31, Green Bay 24	San Diego	RB Terrell Davis, Denver
XXXIII	1/31/99	Denver 34, Atlanta 19	South Florida	QB John Elway, Denver
XXXIV	1/30/00	St. Louis 23, Tennessee 16	Atlanta	QB Kurt Warner, St. Louis
XXXV	1/28/01	Baltimore 34, NY Giants 7	Tampa	LB Ray Lewis, Baltimore
XXXVI	2/3/02	New England 20, St. Louis 17	New Orleans	QB Tom Brady, New England
XXXVII	1/26/03	Tampa Bay 48, Oakland 21	San Diego	S Dexter Jackson, Tampa Bay
XXXVIII	2/1/04	New England 32, Carolina 29	Houston	QB Tom Brady, New England
XXXIX	2/6/05	New England 24, Philadelphia 21	Jacksonville	WR Deion Branch, New England
XL	2/5/06	Pittsburgh 21, Seattle 10	Detroit	WR Hines Ward, Pittsburgh
XLI	2/4/07	Indianapolis 29, Chicago 17	South Florida	QB Peyton Manning, Indianapolis
XLII	2/3/08	NY Giants 17, New England 14	Glendale	QB Eli Manning, NY Giants
XLIII	2/1/09	Pittsburgh 27, Arizona 23	Tampa	WR Santonio Holmes, Pittsburgh
XLIV	2/7/10	New Orleans 31, Indianapolis 17	South Florida	QB Drew Brees, New Orleans
XLV	2/6/11	Green Bay 31, Pittsburgh 25	North Texas	QB Aaron Rodgers, Green Bay
XLVI	2/5/12	NY Giants 21, New England 17	Indianapolis	QB Eli Manning, NY Giants
XLVII	2/3/13	Baltimore 34, San Francisco 31	New Orleans	QB Joe Flacco, Baltimore
XLVIII	2/2/14	Seattle 43, Denver 8	East Rutherford	LB Malcolm Smith, Seattle
XLIX	2/1/15	New England 28, Seattle 24	Glendale	QB Tom Brady, New England
50	2/7/16	Denver 24, Carolina 10	Santa Clara	LB Von Miller, Denver
LI	2/5/17	New England 34, Atlanta 28 (OT)	Houston	QB Tom Brady, New England
LII	2/4/18	Philadelphia 41, New England 33	Minneapolis	QB Nick Foles, Philadelphia
LIII	2/3/19	New England 13, Los Angeles 3	Atlanta	WR Julian Edelman, New England
LIV	2/2/20	Kansas City 31, San Francisco 20	South Florida	QB Patrick Mahomes, Kansas City
LV	2/7/21	Tampa Bay 31, Kansas City 9	Tampa	QB Tom Brady, Tampa Bay
LVI	2/13/22	Los Angeles 23, Cincinnati 20	Los Angeles	WR Cooper Kupp, Los Angeles
LVII	2/12/23	Kansas City 38, Philadelphia 35	Glendale	QB Patrick Mahomes, Kansas City
LVIII	2/11/24		Las Vegas	

VIKINGS ALL-TIME RECORD

.....	Won	Lost	Tied	Pct.	Games	Won	Lost	Tied	Pct.	Games
Preseason (1961-2022)	160	107	3	.596	270	NFC Regular and Post-Season	433	355	11	.548	799
Regular Season (1961-2022)	516	425	11	.544	952	AFC Regular and Post-Season	104	101	0	.504	205
Postseason (1961-2022)	21	31	0	.403	52	All Regular and Post-Season	537	456	11	.537	1,004
All Games (1961-2022)	697	564	14	.552	1,273*						
NFC Regular Season	412	328	11	.556	751						
AFC Regular Season	104	97	0	.515	201						

*Vikings faced Dallas in Playoff Bowl on 1/5/69, a postseason exhibition game after being eliminated from playoffs. The game does not count in all-time postseason record and statistics from the game do not count. Total is 1,253 with Playoff Bowl.

VIKINGS VS. NFC CENTRAL & SERIES VS. NFC NORTH

***1970-2001 Tampa Bay was not in NFC Central in 1976 and moved to NFC South for the 2002 season

Playoff Appearances (Since 1961)	Western Conf./Division Titles (Since 1961)	Team	Total Games (Incl. Playoffs)	All-Time Series	NFC North Titles
31- Minnesota Vikings	20- Minnesota Vikings	Chicago Bears	123	64-57-2	4
30- Green Bay Packers	20- Green Bay Packers	Detroit Lions	123	80-41-2	0
17- Chicago Bears	9- Chicago Bears	Green Bay Packers	124	57-65-3	11
11- Detroit Lions	3- Detroit Lions	Minnesota Vikings			5
6- Tampa Bay Buccaneers	3- Tampa Bay Buccaneers				

VIKINGS ALL-TIME RECORDS BY MONTH (REGULAR & POST SEASON)

	Total Games	August W-L-T	September W-L-T	October W-L-T	November W-L-T	December W-L-T	January W-L-T	Totals
Arizona/St. Louis	30	0-0-0	0-1-0	8-6-0	6-2-0	3-3-0	1-0-0	18-12-0
Atlanta	32	0-0-0	9-0-0	2-3-0	4-3-0	4-5-0	1-1-0	20-12-0
Baltimore	7	0-0-0	0-0-0	2-0-0	0-1-0	1-2-0	0-1-0	3-4-0
Buffalo	15	1-0-0	1-4-0	2-2-0	1-0-0	4-0-0	0-0-0	9-6-0
Carolina	16	0-0-0	3-2-0	4-2-0	3-0-0	0-2-0	0-0-0	10-6-0
Chicago	124	0-0-0	14-15-0	18-18-0	13-9-0	16-13-2	4-2-0	65-57-2
Cincinnati	14	0-0-0	1-2-0	0-1-0	2-1-0	4-3-0	0-0-0	7-7-0
Cleveland	17	0-0-0	3-1-0	2-2-0	4-1-0	2-1-0	1-0-0	12-5-0
Dallas	34	0-0-0	1-4-0	4-6-0	6-3-0	1-5-0	3-1-0	15-19-0
Denver	15	0-0-0	1-1-0	4-1-0	3-3-0	0-2-0	0-0-0	8-7-0
Detroit	123	0-0-0	19-7-0	17-10-0	25-9-2	17-14-0	2-1-0	80-41-2
Green Bay	125	0-0-0	12-8-1	15-15-0	18-22-2	10-17-0	2-3-0	57-65-3
Houston	5	0-0-0	0-0-0	3-0-0	1-0-0	1-0-0	0-0-0	5-0-0
Indianapolis	27	0-0-0	2-6-0	1-2-1	2-5-0	3-5-0	0-0-0	8-18-1
Jacksonville	7	0-0-0	1-0-0	0-0-0	2-0-0	3-1-0	0-0-0	6-1-0
Kansas City	13	0-0-0	1-2-0	1-1-0	0-2-0	3-2-0	0-1-0	5-8-0
Las Vegas/Oakland	16	0-0-0	2-3-0	0-1-0	4-2-0	0-3-0	0-1-0	6-10-0
Los Angeles/St. Louis	47	0-0-0	3-3-1	6-4-0	8-4-1	10-6-0	0-1-0	27-18-2
Los Angeles/San Diego	14	0-0-0	1-2-0	2-0-0	4-3-0	1-1-0	0-0-0	8-6-0
Miami	14	0-0-0	2-2-0	1-2-0	0-1-0	3-2-0	0-1-0	6-8-0
New England	14	0-0-0	2-1-0	0-4-0	2-2-0	1-2-0	0-0-0	5-9-0
New Orleans	37	0-0-0	5-4-0	3-3-0	8-3-0	4-2-0	4-1-0	24-13-0
New York Giants	31	0-0-0	0-2-0	6-4-0	4-2-0	7-2-0	1-3-0	18-13-0
New York Jets	12	0-0-0	0-0-0	2-3-0	0-3-0	2-2-0	0-0-0	4-8-0
Philadelphia	30	0-0-0	2-4-0	7-3-0	0-2-0	6-2-0	0-4-0	15-15-0
Pittsburgh	19	0-0-0	3-2-0	2-2-0	3-2-0	2-2-0	0-1-0	10-9-0
San Francisco	49	0-0-0	10-4-1	6-3-0	1-6-0	5-8-0	1-4-0	23-25-1
Seattle	19	0-0-0	1-2-0	1-2-0	3-4-0	1-4-0	0-1-0	6-13-0
Tampa Bay	56	0-0-0	9-6-0	10-8-0	9-6-0	5-3-0	0-0-0	33-23-0
Tennessee	14	0-0-0	2-2-0	5-0-0	0-1-0	2-2-0	0-0-0	9-5-0
Washington	28	0-0-0	1-1-0	2-2-0	8-4-0	4-2-0	0-4-0	15-13-0
Totals	1,004	1-0-0	111-91-3	136-110-1	144-106-5	125-118-2	20-31-0	537-456-11

VIKINGS OVERTIME GAMES

OVERTIME RECORD

Won 28, Lost 23, Tied 4

(H: 16-10-1, A: 12-13-3)

9/19/76	T	10	L.A. Rams	10	11/13/94	L	20	at New England	26	11/24/13	T	26	at Green Bay	26
9/18/77	L	10	Dallas	16	11/27/94	L	17	Tampa Bay	20	12/1/13	W	23	Chicago	20
10/16/77	W	22	Chicago	16	12/1/94	W	33	Chicago	27	10/26/14	W	19	at Tampa Bay	13
9/11/78	W	12	Denver	9	9/17/95	L	17	Dallas	23	12/7/14	W	30	N.Y. Jets	24
11/26/78	T	10	at Green Bay	10	10/8/95	W	23	Houston Oilers	17	11/8/15	W	21	St. Louis	18
9/23/79	W	27	Green Bay	21	10/15/95	L	17	at Tampa Bay	20	11/6/16	L	16	Detroit	22
12/2/79	L	21	at L.A. Rams	27	11/12/95	W	30	at Arizona	24	9/16/18	T	29	at Green Bay	29
9/18/83	W	19	at Tampa Bay	16	11/17/96	W	16	at Oakland	13	1/5/20	W	26	^at New Orleans	20
10/23/83	W	20	at Green Bay	17	1/17/99	L	27	*Atlanta	30	12/6/20	W	27	Jacksonville	24
10/12/86	W	27	at San Francisco	24	11/14/99	W	27	at Chicago	24	9/12/21	L	24	at Cincinnati	27
11/2/86	L	38	at Washington	44	11/6/00	L	20	at Green Bay	26	10/17/21	W	34	at Carolina	28
11/26/87	W	44	at Dallas	38	9/15/02	L	39	Buffalo	45	11/7/21	L	31	at Baltimore	34
12/26/87	L	24	Washington	27	12/1/02	L	24	Atlanta	30	11/13/22	W	33	at Buffalo	30
11/5/89	W	23	L.A. Rams	21	10/10/04	W	34	at Houston	28	12/17/22	W	39	vs. Indianapolis	36
12/17/89	L	17	at Cleveland	23	9/17/06	W	16	Carolina	13					
9/30/90	L	20	Tampa Bay	23	9/16/07	L	17	at Detroit	20					
10/20/91	L	23	at New England	26	12/30/07	L	19	at Denver	22					
9/6/92	W	23	at Green Bay	20	12/28/09	L	30	at Chicago	36					
10/20/94	W	13	Green Bay	10	1/24/10	L	28	*at New Orleans	31					
					11/7/10	W	27	Arizona	24					
					9/25/11	L	23	Detroit	26					
					9/9/12	W	26	Jacksonville	23					

^NFC Wild Card Game
*NFC Championship Game

VIKINGS PRIME TIME/THANKSGIVING RECORD (*SEASON OPENER)

MONDAY NIGHT RECORD

Won 31, Lost 36
(H: 19-9, A: 12-27)

10/26/70	W	13	LA Rams	3
9/20/71	W	16	at Detroit *	13
10/25/71	W	10	Baltimore	3
9/18/72	L	21	Washington *	24
10/23/72	L	10	at Chicago	13
11/19/73	L	14	at Atlanta	20
11/11/74	W	28	at St. Louis	24
10/27/75	W	13	at Chicago	9
10/4/76	W	17	Pittsburgh	6
11/29/76	L	16	at San Francisco	20
10/24/77	L	3	at LA Rams	35
9/11/78	W	12	Denver (OT)	9
9/25/78	W	24	at Chicago	20
10/15/79	L	7	at NY Jets	14
9/14/81	L	10	Oakland	36
11/2/81	L	17	at Denver	19
11/23/81	L	30	at Atlanta	31
1/3/83	W	31	Dallas	27
12/5/83	L	2	at Detroit	13
10/26/87	W	34	Denver	27
12/19/88	W	28	Chicago	27
10/30/89	L	14	at NY Giants	24
12/25/89	W	29	Cincinnati	21
10/15/90	L	24	at Philadelphia	32
11/11/91	L	17	Chicago	34
11/2/92	W	38	at Chicago	10
10/25/93	W	19	at Chicago	12
10/10/94	W	27	at NY Giants	10
12/26/94	W	21	San Francisco	14
10/30/95	L	6	Chicago	14
12/18/95	L	30	at San Francisco	37
10/28/96	L	13	Chicago	15
12/1/97	L	11	Green Bay	27
10/5/98	W	37	at Green Bay	24
11/8/99	W	27	Dallas	17
12/6/99	L	27	Tampa Bay	24
12/20/99	W	24	Green Bay	20
10/9/00	W	30	Tampa Bay	23
11/6/00	L	20	at Green Bay (OT)	26
11/19/01	W	28	NY Giants	16
1/7/02	L	3	at Baltimore	19
9/20/04	L	16	at Philadelphia	27
11/8/04	L	28	at Indianapolis	31
11/21/05	W	20	at Green Bay	17
9/11/06	W	16	at Washington *	13
10/30/06	L	7	New England	31
12/17/07	W	20	Chicago	13
9/8/08	L	19	at Green Bay *	24
10/6/08	W	30	at New Orleans	27
10/5/09	W	30	Green Bay	23
12/28/09	L	30	at Chicago (OT)	36
10/11/10	L	20	at NY Jets	29
12/13/10	L	3	NY Giants+	21
12/20/10	L	14	Chicago#	40
11/14/11	L	7	at Green Bay	45
10/21/13	L	7	at NY Giants	23
9/14/15	L	3	at San Francisco *	20
10/3/16	W	24	NY Giants	10
10/31/16	L	10	at Chicago	20
9/11/17	W	29	New Orleans *	19
10/9/17	W	20	at Chicago	17
12/10/18	L	7	at Seattle	21
12/2/19	L	30	at Seattle	37
12/23/19	L	10	Green Bay	23
11/16/20	W	19	at Chicago	13
12/20/21	W	17	at Chicago	9
9/19/22	L	7	at Philadelphia	24

+ Game played at Ford Field in Detroit (scheduled for 12/12/10, moved due to weather-related Metrodome collapse)

Game played at TCF Bank Stadium, U of M

TUESDAY NIGHT RECORD

Won 1, Lost 0
(H: 0-0, A: 1-0)

12/28/10	W	24	at Philadelphia^	14
----------	---	----	------------------	----

^Originally scheduled for Sunday night, 12/26/10 but delayed by weather.

THURSDAY NIGHT RECORD

Won 7, Lost 11
(H: 6-5, A: 1-6)

10/26/78	W	21	at Dallas	10
9/16/82	L	22	at Buffalo	23
9/8/83	L	17	San Francisco	48
11/29/84	L	17	Washington	31
9/19/85	L	24	Chicago	33
10/15/92	W	31	Detroit	14
10/20/94	W	13	Green Bay (OT)	10
12/1/94	W	33	Chicago (OT)	27
11/30/00	W	24	Detroit	17
12/21/06	L	7	at Green Bay	9
9/9/10	L	9	at New Orleans *	14
10/25/12	L	17	Tampa Bay	36
11/7/13	W	34	Washington	27
10/2/14	L	10	at Green Bay	42
12/10/15	L	20	at Arizona	23
12/1/16	L	15	Dallas	17
9/27/18	L	31	at LA Rams	38
10/24/19	W	19	Washington	9
12/9/21	W	36	Pittsburgh	28

FRIDAY DAY/NIGHT RECORD

Won 1, Lost 3
(H: 0-1, A: 1-2)

9/22/67	L	3	at L.A. Rams (night)	39
12/31/93	W	14	at Washington (day)	9
12/24/04	L	31	Green Bay (day)	34
12/25/20	L	33	at New Orleans (day)	52

SATURDAY DAY/NIGHT RECORD

Won 19, Lost 10
(H: 10-3, A: 9-7)

10/9/65	W	40	NY Giants (night)	14
9/14/68	W	47	Atlanta * (night)	7
12/5/70	W	16	Chicago (day)	13
12/11/71	W	29	Detroit (day)	10
12/16/72	L	17	at San Francisco (day)	20
12/8/73	W	31	at Green Bay (day)	7
12/7/74	W	23	Atlanta (day)	10
12/14/74	W	35	at Kansas City (day)	15
12/20/75	W	35	at Buffalo (day)	13
12/11/76	W	29	at Miami (day)	7
9/24/77	W	9	at Tampa Bay (night)	3
12/17/77	W	30	at Detroit (night)	21
12/9/78	L	14	at Detroit (day)	45
9/5/81	L	13	at Tampa Bay * (night)	21
12/12/81	L	7	at Detroit (day)	45
12/17/83	W	20	Cincinnati (day)	14
12/8/84	L	7	at San Francisco (day)	51
12/26/87	L	38	Washington (day)	44
12/22/90	L	24	LA Raiders (day)	28
12/21/91	L	7	Green Bay (day)	27
12/17/94	L	19	at Detroit (day)	41
12/9/95	W	27	Cleveland (day)	11
12/26/98	W	26	at Tennessee (day)	16
12/21/02	W	20	Miami (day)	17
12/20/03	W	45	Kansas City (day)	20
12/24/11	W	33	at Washington (day)	26
12/24/16	L	25	at Green Bay (day)	38
12/23/17	W	16	at Green Bay (night)	0
12/17/22	W	39	vs. Indianapolis (day)	36
12/24/22	W	27	vs. NY Giants (day)	24

SUNDAY NIGHT RECORD

Won 20, Lost 21
(H: 12-9, A: 8-12)

12/6/87	L	24	Chicago	30
11/13/88	W	43	at Dallas	3
12/3/89	W	27	Chicago	16
11/4/90	W	27	Denver	22
12/2/90	W	23	Green Bay	7
9/29/91	L	6	Denver	13
12/8/91	W	26	at Tampa Bay	24
10/31/93	L	27	Detroit	30
11/21/93	L	10	at Tampa Bay	23
12/26/93	W	30	Kansas City	10
9/17/95	L	17	Dallas (OT)	23
11/17/96	W	16	at Oakland (OT)	13
12/8/96	W	24	at Detroit	22
9/28/97	W	28	Philadelphia	19
12/6/98	W	48	Chicago	22
12/20/98	W	50	Jacksonville	10
12/12/99	L	28	at Kansas City	31
10/15/00	W	28	at Chicago	16

11/25/01	L	6	Chicago	13
9/29/02	L	23	at Seattle	48
12/8/02	L	22	at Green Bay	26
9/14/03	W	24	Chicago	14
11/2/03	L	27	Green Bay	30
10/17/04	W	38	at New Orleans	31
12/25/05	L	23	at Baltimore	30
12/23/07	L	21	Washington	32
11/30/08	W	34	Chicago	14
12/6/09	L	17	at Arizona	30
12/20/09	L	7	at Carolina	26
10/24/10	L	24	at Green Bay	28
10/16/11	L	10	at Chicago	39
10/27/13	L	31	Green Bay	44
12/27/15	W	49	NY Giants	17
1/3/16	W	20	at Green Bay	13
9/18/16	W	17	Green Bay	14
10/28/18	L	20	New Orleans	30
11/18/18	L	20	at Chicago	25
11/25/18	W	24	Green Bay	17
11/10/19	W	28	at Dallas	24
10/11/20	L	26	at Seattle	27
10/31/21	L	16	Dallas	20
1/2/22	L	10	at Green Bay	37

THANKSGIVING DAY RECORD

Won 6, Lost 2
(H: 0-0, A: 6-2)

11/27/69	W	27	at Detroit	0
11/26/87	W	44	at Dallas (OT)	38
11/24/88	W	23	at Detroit	0
11/23/95	L	38	at Detroit	44
11/26/98	W	46	at Dallas	36
11/23/00	W	27	at Dallas	15
11/24/16	L	13	at Detroit	16
11/23/17	W	30	at Detroit	23
11/24/22	W	33	vs. New England	26

VIKINGS MONDAY NIGHT BESTS

RUSHING ATTEMPTS

31 Chester Taylor at Was., 9/11/06
29 Ted Brown vs. Dal., 1/3/83
27 Chuck Foreman vs. Pit., 10/4/76

RUSHING YARDS

148 Chuck Foreman vs. Pit., 10/4/76
127 Dalvin Cook vs. N.O., 9/11/17
122 Robert Smith at G.B., 11/6/00
122 Mewelde Moore at G.B., 11/21/05

RUSHING TDs

3 D.J. Dozier vs. Den., 10/26/87
2 Chuck Foreman vs. Pit., 10/4/76
2 Adrian Peterson at Chi., 12/28/09
2 Adrian Peterson vs. Chi., 12/17/07

LONG RUNS

72 Darrin Nelson vs. Den., 10/26/87
58 Jerick McKinnon @ Chi., 10/9/17
34 Adrian Peterson @ G.B., 9/8/08
33 Dalvin Cook vs. N.O., 9/11/17

PASSING ATTEMPTS

53 Josh Freeman at NYG, 10/21/13
48 Tommy Kramer at NYJ, 10/15/79
47 Tommy Kramer at Atl., 11/23/81
47 Daunte Culpepper at Phi., 9/20/04

PASSING COMPLETIONS

37 Daunte Culpepper at Phi., 9/20/04
28 Tommy Kramer at NYJ, 10/15/79

VIKINGS THANKSGIVING BESTS

RUSHING ATTEMPTS

22 Dalvin Cook vs. N.E., 11/24/22
21 Robert Smith @ Dal., 11/23/00
20 Latavius Murray @ Det., 11/23/17

RUSHING YARDS

148 Robert Smith @ Dal., 11/23/00
118 Darrin Nelson @ Det., 11/24/88

RUSHING TDs

2 Leroy Hoard @ Dal., 11/26/98
2 Alfred Anderson @ Det., 11/24/88
2 Darrin Nelson @ Dal., 11/26/87

LONG RUNS

52t Darrin Nelson @ Dal., 11/26/87
50t Leroy Hoard @ Dal., 11/26/98
39 Robert Smith @ Dal., 11/23/00

PASSING ATTEMPTS

47 Warren Moon @ Det., 11/23/95
37 Sam Bradford @ Det., 11/24/16
37 Kirk Cousins vs. N.E., 11/24/22

PASSING COMPLETIONS

31 Sam Bradford @ Det., 11/24/16
30 Warren Moon @ Det., 11/23/95
30 Kirk Cousins vs. N.E., 11/24/22

PASSER RATING

128.0 Daunte Culpepper @ Dal., 11/23/00
121.8 Case Keenum @ Det., 11/23/17
116.1 Kirk Cousins vs. N.E., 11/24/22

PASSING YARDS

384 Warren Moon @ Det., 11/23/95
359 Randall Cunningham @ Dal., 11/26/98
299 Kirk Cousins vs. N.E., 11/24/22

PASSING YARDS

442 Randall Cunningham at G.B., 10/5/98
343 Daunte Culpepper at Phi., 9/20/04
330 Tommy Kramer at Atl., 11/23/81

PASSING TDs

4 Tommy Kramer at Atl., 11/23/81
4 Randall Cunningham at G.B., 10/5/98
4 Daunte Culpepper vs. NYG, 11/19/01

PASSER RATING

145.9 Randall Cunningham at G.B., 10/5/98
134.3 Brett Favre vs. G.B., 10/9/09

RECEPTIONS

12 Cris Carter at S.F., 12/18/95
11 Jake Reed vs. Chi., 10/28/96
10 Randy Moss vs. NYG, 11/19/01
10 Cris Carter vs. NYG, 11/19/01

RECEIVING YARDS

190 Randy Moss at G.B., 10/5/98
171 Randy Moss vs. NYG, 11/19/01
157 Adam Thielen vs. N.O., 9/11/17

RECEIVING TDs

3 Randy Moss vs. NYG, 11/19/01

LONGEST FGs

53 Ryan Longwell at N.O., 10/6/08
52 Fred Cox at Chi., 10/27/75

FGs MADE

5 Rich Karlis vs. Cinn., 12/25/89
4 Rick Danmeier vs. Denver, 9/11/78

PASSING TDs

4 Randall Cunningham @ Dal., 11/26/98
3 Warren Moon @ Det., 11/23/95
3 Kirk Cousins vs. N.E., 11/24/22

RECEPTIONS

9 Kyle Rudolph @ Det., 11/24/16
9 Amp Lee @ Det., 11/23/95
9 Justin Jefferson vs. N.E., 11/24/22
9 Adam Thielen vs. N.E., 11/24/22

RECEIVING YARDS

184 Anthony Carter @ Dal., 11/26/87
163 Randy Moss @ Dal., 11/26/98
149 Jake Reed @ Det., 11/23/95
144 Randy Moss @ Dal., 11/23/00
139 Justin Jefferson vs. N.E., 11/24/22

RECEIVING TDs

3 Randy Moss @ Dal., 11/26/98
2 Kyle Rudolph @ Det., 11/23/17
2 Randy Moss @ Dal., 11/23/00
2 Cris Carter @ Det., 11/23/95
2 Anthony Carter @ Dal., 11/26/87

PASSING YARDS

384 Warren Moon @ Det., 11/23/95
359 Randall Cunningham @ Dal., 11/26/98
299 Kirk Cousins vs. N.E., 11/24/22

PASSING TDs

4 Randall Cunningham @ Dal., 11/26/98
3 Warren Moon @ Det., 11/23/95
3 Kirk Cousins vs. N.E., 11/24/22

LONGEST FGs

49 Gary Anderson @ Dal., 11/23/00
49 Fuad Reveiz @ Det., 11/23/95

LONG KICKOFF RETURNS

99t Eddie Payton vs. Oak., 9/14/81
71 Qadry Ismail at S.F., 12/18/95
69 Cordarrelle Patterson at NYG, 10/21/13

LONG PUNT RETURNS

91t Nate Burleson at Ind., 11/8/04
86t Marcus Sherels at NYG, 10/21/13

SACKS

4.5 Jared Allen vs. G.B., 10/5/09
4.0 Chris Doleman vs. Cin., 12/25/89

INTERCEPTIONS

2 Robert Griffith at G.B., 10/5/98
2 Jack Del Rio at Chi., 11/2/92
2 Nate Allen vs. Pit., 10/4/76
2 Ed Sharockman vs. Bal., 10/25/71

LONG INTERCEPTION RETURNS

94t Walker Lee Ashley vs. Chi., 12/19/88
84t Jack Del Rio at Chi., 11/2/92

TACKLES

16 Antoine Winfield at Ind., 11/8/04
15 Jack Del Rio at NYG, 10/10/94

FGs MADE

3 Chuck Nelson @ Det., 11/24/88

LONG KICKOFF RETURNS

97t Kene Nwangwu vs. N.E., 11/24/22
44 David Palmer @ Dal., 11/26/98
43 Qadry Ismail @ Det., 11/23/95

LONG PUNT RETURNS

74t David Palmer @ Det., 11/23/95
38 Leo Lewis @ Dal., 11/26/87

SACKS

3.5 Carl Eller @ Det., 11/27/69
3.0 Chris Doleman @ Dal., 11/26/87

INTERCEPTIONS

1 8 times, last by
..... Xavier Rhodes @ Det., 11/23/17

LONG INTERCEPTION RETURNS

30 Jim Marshall @ Det., 11/27/69
25 Robert Griffith @ Dal., 11/23/00

TACKLES

14 Joey Browner @ Dal., 11/26/87
14 Ed McDaniel @ Dal., 11/26/98
14 Ed McDaniel @ Dal., 11/23/00

SERIES STANDINGS

ARIZONA

Table listing Arizona series standings from 1963 to 2022, including record and game details.

ATLANTA

Table listing Atlanta series standings from 1966 to 2022, including record and game details.

BALTIMORE

Table listing Baltimore series standings from 1998 to 2021, including record and game details.

BUFFALO

Table listing Buffalo series standings from 1971 to 2010, including record and game details.

Continuation of Buffalo series standings from 2014 to 2022.

CAROLINA

Table listing Carolina series standings from 1996 to 2021, including record and game details.

CHICAGO

Table listing Chicago series standings from 1961 to 2021, including record and game details.

Table listing Minnesota series standings from 1997 to 2021, including record and game details.

CINCINNATI

Table listing Cincinnati series standings from 1973 to 2021, including record and game details.

CLEVELAND

Table listing Cleveland series standings from 1965 to 2021, including record and game details.

DALLAS

Table listing Dallas series standings from 1961 to 2022, including record and game details.

DENVER

Table listing Denver series standings from 1972 to 2019, including record and game details.

DETROIT

Table listing Detroit series standings from 1961 to 1978, including record and game details.

1979	(A)	Minnesota	13-10
	(H)	Minnesota	14-7
1980	(A)	Detroit	27-7
	(H)	Minnesota	34-0
1981	(H)	Minnesota	26-24
	(A)	Detroit	45-7
1982	(A)	Minnesota	34-31
1983	(H)	Minnesota	20-17
	(A)	Detroit	13-2
1984	(A)	Minnesota	29-28
	(H)	Detroit	16-14
1985	(H)	Minnesota	16-13
	(A)	Detroit	41-21
1986	(H)	Detroit	13-10
	(A)	Minnesota	24-10
1987	(H)	Minnesota	34-19
	(A)	Minnesota	17-14
1988	(H)	Minnesota	44-17
	(A)	Minnesota	23-0
1989	(H)	Minnesota	24-17
	(A)	Minnesota	20-7
1990	(H)	Detroit	34-27
	(A)	Minnesota	17-7
1991	(A)	Detroit	24-20
	(H)	Detroit	34-14
1992	(A)	Detroit	31-17
	(H)	Minnesota	31-14
1993	(H)	Detroit	30-27
	(A)	Minnesota	13-0
1994	(H)	Minnesota	10-3
	(A)	Detroit	41-19
1995	(H)	Minnesota	20-10
	(A)	Detroit	44-38
1996	(H)	Minnesota	17-13
	(A)	Minnesota	24-22
1997	(A)	Detroit	38-15
	(H)	Detroit	14-13
1998	(H)	Minnesota	29-6
	(A)	Minnesota	34-13
1999	(A)	Detroit	25-23
	(H)	Minnesota	24-17
2000	(A)	Minnesota	31-24
	(H)	Minnesota	24-17
2001	(H)	Minnesota	31-26
	(A)	Detroit	27-24
2002	(H)	Minnesota	31-24
	(A)	Minnesota	38-36
2003	(A)	Minnesota	23-13
	(H)	Minnesota	24-14
2004	(H)	Minnesota	22-19
	(A)	Minnesota	28-27
2005	(H)	Minnesota	27-14
	(A)	Minnesota	21-16
2006	(H)	Minnesota	26-17
	(A)	Minnesota	30-20
2007	(A)	Detroit	20-17 (OT)
	(H)	Minnesota	42-10
2008	(H)	Minnesota	12-10
	(A)	Minnesota	20-16
2009	(A)	Minnesota	27-13
	(H)	Minnesota	27-10
2010	(H)	Minnesota	24-10
	(A)	Detroit	20-13
2011	(H)	Detroit	26-23 (OT)
	(A)	Detroit	34-28
2012	(A)	Minnesota	20-13
	(H)	Minnesota	34-24
2013	(A)	Detroit	34-24
	(H)	Minnesota	14-13
2014	(H)	Detroit	17-3
	(A)	Detroit	16-14
2015	(H)	Minnesota	26-16
	(A)	Minnesota	28-19
2016	(H)	Detroit	22-16 (OT)
	(A)	Detroit	16-13
2017	(H)	Detroit	14-7
	(A)	Minnesota	30-23
2018	(H)	Minnesota	24-9
	(A)	Minnesota	27-9
2019	(H)	Minnesota	42-30
	(A)	Minnesota	20-7
2020	(H)	Minnesota	34-20
	(A)	Minnesota	37-35
2021	(H)	Minnesota	19-17
	(A)	Detroit	29-27
2022	(H)	Minnesota	28-24
	(A)	Detroit	34-23

GREEN BAY

Won 57, Lost 65, Tied 3 Home 31-30, Away 26-35-3 (6-9 in Milwaukee)

1961	(H)	Green Bay	33-7
	(A)	Green Bay	28-10 (Milw.)
1962	(A)	Green Bay	34-7
	(H)	Green Bay	48-21
1963	(H)	Green Bay	37-28
	(A)	Green Bay	28-7
1964	(A)	Minnesota	24-23
	(H)	Green Bay	42-13
1965	(H)	Green Bay	38-13
	(A)	Green Bay	24-19
1966	(A)	Minnesota	20-17

	(H)	Green Bay	28-16
1967	(A)	Minnesota	10-7 (Milw.)
	(H)	Green Bay	30-27
1968	(A)	Minnesota	26-13 (Milw.)
	(H)	Minnesota	14-10
1969	(H)	Minnesota	19-7
	(A)	Minnesota	9-7 (Milw.)
1970	(A)	Green Bay	13-10 (Milw.)
	(H)	Minnesota	10-3
1971	(A)	Minnesota	24-13
	(H)	Minnesota	3-0
1972	(A)	Minnesota	27-13
	(H)	Green Bay	23-7
1973	(H)	Minnesota	11-3
	(A)	Minnesota	31-7
1974	(A)	Minnesota	32-17
	(H)	Green Bay	19-7
1975	(A)	Minnesota	28-17
	(H)	Minnesota	24-3
1976	(A)	Minnesota	17-10 (Milw.)
	(H)	Minnesota	20-9
1977	(H)	Minnesota	19-7
	(A)	Minnesota	13-6
1978	(H)	Minnesota	21-7
	(A)	Tie	10-10 (OT)
1979	(H)	Minnesota	27-21 (OT)
	(A)	Green Bay	19-7 (Milw.)
1980	(A)	Green Bay	16-3
	(H)	Green Bay	25-13
1981	(A)	Minnesota	30-13 (Milw.)
	(H)	Green Bay	35-23
1982	(A)	Green Bay	26-7 (Milw.)
1983	(A)	Minnesota	20-17 (OT)
	(H)	Green Bay	29-21
1984	(A)	Green Bay	45-17 (Milw.)
	(H)	Green Bay	38-14
1985	(A)	Green Bay	20-17 (Milw.)
	(H)	Green Bay	27-17
1986	(H)	Minnesota	42-7
	(A)	Minnesota	32-6
1987	(H)	Green Bay	23-16
	(A)	Green Bay	16-10 (Milw.)
1988	(H)	Green Bay	34-14
	(A)	Green Bay	18-6
1989	(H)	Minnesota	26-14
	(A)	Green Bay	20-19 (Milw.)
1990	(A)	Green Bay	24-10 (Milw.)
	(H)	Minnesota	23-7
1991	(A)	Minnesota	35-21
	(H)	Green Bay	27-7
1992	(A)	Minnesota	23-20 (OT)
	(H)	Minnesota	27-7
1993	(H)	Minnesota	15-13
	(A)	Minnesota	21-17 (Milw.)
1994	(A)	Green Bay	16-10
	(H)	Minnesota	13-10 (OT)
1995	(A)	Green Bay	38-21
	(H)	Minnesota	27-24
1996	(H)	Minnesota	30-21
	(A)	Green Bay	38-10
1997	(A)	Green Bay	38-32
	(H)	Green Bay	27-11
1998	(A)	Minnesota	37-24
	(H)	Minnesota	28-14
1999	(A)	Green Bay	23-20
	(H)	Minnesota	24-20
2000	(A)	Green Bay	26-20 (OT)
	(H)	Green Bay	33-28
2001	(H)	Minnesota	35-13
	(A)	Green Bay	13-24
2002	(H)	Minnesota	31-21
	(A)	Green Bay	26-22
2003	(A)	Minnesota	30-25
	(H)	Green Bay	30-27
2004	(A)	Green Bay	34-31
	(H)	Green Bay	34-31
	(A)	Minnesota	31-17 *
2005	(H)	Minnesota	23-20
	(A)	Minnesota	20-17
2006	(H)	Green Bay	23-17
	(A)	Green Bay	9-7
2007	(H)	Green Bay	23-16
	(A)	Green Bay	34-0
2008	(A)	Green Bay	24-19
	(H)	Minnesota	28-27
2009	(H)	Minnesota	30-23
	(A)	Minnesota	38-26
2010	(A)	Green Bay	28-24
	(H)	Green Bay	31-3
2011	(H)	Green Bay	33-27
	(A)	Green Bay	45-7
2012	(A)	Green Bay	23-14
	(H)	Minnesota	37-34
	(A)	Green Bay	24-10 *
2013	(H)	Green Bay	44-31
	(A)	Tie	26-26 (OT)
2014	(A)	Green Bay	42-10
	(H)	Green Bay	24-21
2015	(H)	Green Bay	30-13
	(A)	Minnesota	20-13
2016	(H)	Minnesota	17-14
	(A)	Green Bay	38-25
2017	(H)	Minnesota	23-10

	(A)	Minnesota	16-0
2018	(A)	Tie	29-29 (OT)
	(H)	Minnesota	24-17
2019	(A)	Green Bay	28-16
	(H)	Green Bay	23-10
2020	(H)	Green Bay	43-34
	(A)	Minnesota	28-22
2021	(H)	Minnesota	34-31
	(A)	Green Bay	37-10
2022	(H)	Minnesota	23-7
	(A)	Green Bay	41-17

HOUSTON

Won 5, Lost 0, Tied 0 Home 2-0, Away 3-0			
2004	(A)	Minnesota	34-28 (OT)
2008	(H)	Minnesota	28-21
2012	(A)	Minnesota	23-6
2016	(H)	Minnesota	31-13
2020	(A)	Minnesota	31-23

INDIANAPOLIS

Won 8, Lost 18, Tied 1 Home 8-6-1, Away 0-12			
1961	(A)	Baltimore	34-13
	(H)	Minnesota	28-20
1962	(H)	Baltimore	34-7
	(A)	Baltimore	42-14
1963	(H)	Baltimore	37-34
	(A)	Baltimore	41-10
1964	(H)	Minnesota	34-24
	(A)	Baltimore	17-14
1965	(A)	Baltimore	35-16
	(H)	Baltimore	41-21
1966	(H)	Baltimore	38-23
	(A)	Baltimore	20-17
1967	(H)	Tie	20-20
1968	(A)	Baltimore	24-9
1968	(A)	Baltimore	24-14 %
1969	(H)	Minnesota	52-14
1971	(H)	Minnesota	10-3
1982	(H)	Minnesota	13-10
1988	(H)	Minnesota	12-3
1997	(H)	Minnesota	39-28
2000	(A)	Indianapolis	31-10
2004	(A)	Indianapolis	31-28
2008	(H)	Indianapolis	18-15
2012	(A)	Indianapolis	23-20
2016	(H)	Indianapolis	34-6
2020	(A)	Indianapolis	28-11
2022	(H)	Minnesota	39-36 OT

% NFL Western Conference Championship Game

JACKSONVILLE

Won 6, Lost 1, Tied 0 Home 4-1, Away 2-0			
1998	(H)	Minnesota	50-10
2001	(H)	Jacksonville	33-3
2004	(H)	Minnesota	27-16
2008	(A)	Minnesota	30-12
2012	(H)	Minnesota	26-23 (OT)
2016	(A)	Minnesota	25-16
2020	(H)	Minnesota	27-24 (OT)

KANSAS CITY

Won 5, Lost 8, Tied 0 Home 4-2, Away 1-5, Neutral 0-1			
1969	(N)	Kansas City	23-7 \$
1970	(H)	Minnesota	27-10
1974	(A)	Minnesota	35-15
1981	(H)	Kansas City	10-6
1990	(A)	Kansas City	24-21
1993	(H)	Minnesota	30-10
1996	(H)	Kansas City	21-6
1999	(H)	Kansas City	31-28
2003	(H)	Minnesota	45-20
2007	(A)	Kansas City	13-10
2011	(A)	Kansas City	22-17
2015	(H)	Minnesota	16-10
2019	(A)	Kansas City	26-23

\$ Super Bowl IV, Jan. 11, 1970

LAS VEGAS

Won 6, Lost 10, Tied 0 Home 4-4, Away 2-5, Neutral 0-1			
1973	(H)	Minnesota	24-16
1976	(N)	Oakland	32-14 \$
1977	(A)	Oakland	35-13
1978	(A)	Oakland	27-20
1981	(H)	Oakland	36-10
1984	(A)	Los Angeles	23-20
1987	(H)	Minnesota	31-20
1990	(H)	Los Angeles	28-24
1993	(A)	Los Angeles	24-7
1996	(A)	Minnesota	16-13 (OT)
1999	(H)	Oakland	22-17
2003	(A)	Oakland	28-18
2007	(H)	Minnesota	29-22
2011	(H)	Oakland	27-21

2015	(A)	Minnesota	30-14
2019	(H)	Minnesota	34-14

\$ Super Bowl XI, Jan. 9, 1977

LOS ANGELES CHARGERS

Won 7, Lost 6, Tied 0 Home 5-3, Away 2-3			
1971	(A)	San Diego	30-14
1975	(H)	Minnesota	28-13
1978	(H)	San Diego	13-7
1981	(A)	Minnesota	33-31
1984	(H)	San Diego	42-13
1985	(H)	Minnesota	21-17
1993	(H)	San Diego	30-17
1999	(H)	Minnesota	35-27
2003	(A)	San Diego	42-28
2007	(H)	Minnesota	35-17
2011	(A)	San Diego	24-17
2015	(H)	Minnesota	31-14
2019	(A)	Minnesota	39-10
2021	(A)	Minnesota	27-20

LOS ANGELES RAMS

Won 27, Lost 18, Tied 2 Home 16-4-2, Away 11-4			
1961	(A)	Los Angeles	31-17
	(H)	Minnesota	42-21
1962	(A)	Minnesota	38-14
	(H)	Tie	24-24
1963	(A)	Los Angeles	27-24
	(H)	Minnesota	21-13
1964	(A)	Los Angeles	22-13
	(H)	Minnesota	34-13
1965	(A)	Minnesota	38-35
	(H)	Minnesota	24-13
1966	(H)	Minnesota	35-7
	(A)	Los Angeles	21-6
1967	(A)	Los Angeles	39-3
1968	(H)	Los Angeles	31-3
1969	(A)	Minnesota	20-13
1969	(H)	Minnesota	23-20 G
1970	(H)	Minnesota	13-3
1972	(A)	Minnesota	45-41
1973	(H)	Minnesota	10-9
1974	(A)	Los Angeles	20-17
1974	(H)	Minnesota	14-10 ***
1976	(H)	Tie	10-10 (OT)
1976	(H)	Minnesota	24-13 ***
1977	(A)	Los Angeles	35-3
1977	(A)	Minnesota	4-7**
1978	(H)	Los Angeles	34-17
1978	(A)	Los Angeles	34-10 **
1979	(A)	Los Angeles	27-21 (OT)
1985	(A)	Los Angeles	13-10
1987	(A)	Minnesota	21-16
1988	(H)	Minnesota	28-17 *
1989	(H)	Minnesota	23-21 (OT)
1991	(H)	Minnesota	20-14
1992	(A)	Minnesota	31-17
1998	(A)	Minnesota	38-31
1999	(A)	St. Louis	49-37 **
2000	(A)	St. Louis	40-29
2003	(A)	St. Louis	48-17
2005	(H)	Minnesota	27-13
2006	(H)	St. Louis	41-21
2009	(A)	Minnesota	38-10
2012			

1979	(A)	New England	27-23
1988	(H)	Minnesota	36-6
1991	(A)	New England	26-23 (OT)
1994	(A)	New England	26-20 (OT)
1997	(H)	Minnesota	23-18
2000	(A)	Minnesota	21-13
2002	(A)	New England	24-17
2006	(H)	New England	31-7
2010	(A)	New England	28-18
2014	(H)	New England	30-7
2018	(A)	New England	24-10
2022	(H)	Minnesota	33-26

NEW ORLEANS

Won 24, Lost 13, Tied 0
Home 14-4, Away 10-9

1968	(A)	New Orleans	20-17
1970	(H)	Minnesota	26-0
1971	(A)	Minnesota	23-10
1972	(H)	Minnesota	37-6
1974	(H)	Minnesota	29-9
1975	(A)	Minnesota	20-7
1976	(A)	Minnesota	40-9
1978	(A)	New Orleans	31-24
1980	(A)	Minnesota	23-20
1981	(H)	Minnesota	20-10
1983	(A)	New Orleans	17-16
1985	(H)	New Orleans	30-23
1986	(H)	Minnesota	33-17
1987	(A)	Minnesota	44-10 *
1988	(H)	Minnesota	45-3
1990	(H)	Minnesota	32-3
1991	(A)	New Orleans	26-0
1993	(H)	New Orleans	17-14
1994	(H)	Minnesota	21-20
1995	(H)	Minnesota	43-24
1998	(H)	Minnesota	31-24
2000	(H)	Minnesota	34-16 **
2001	(A)	New Orleans	28-15
2002	(A)	Minnesota	32-31
2004	(A)	Minnesota	38-31
2005	(H)	Minnesota	33-16
2008	(A)	Minnesota	30-27
2009	(A)	New Orleans	31-28(OT)***
2010	(A)	New Orleans	14-9
2011	(H)	New Orleans	42-20
2014	(A)	New Orleans	20-9
2017	(H)	Minnesota	29-19
	(H)	Minnesota	29-24 **
2018	(H)	New Orleans	30-20
2019	(A)	Minnesota	26-20 (OT)*
2020	(A)	New Orleans	52-33
2022	(A)	Minnesota	28-23#

*NFC Wild Card Game
**NFC Divisional Playoff Game
***NFC Championship Game
Played in London at Tottenham Hotspur Stadium. New Orleans designated home team.

NEW YORK GIANTS

Won 18, Lost 13, Tied 0
Home 9-6, Away 9-7

1964	(A)	Minnesota	30-21
1965	(H)	Minnesota	40-14
1967	(H)	Minnesota	27-24
1969	(A)	New York	24-23
1971	(A)	Minnesota	17-10
1973	(A)	Minnesota	31-7
1976	(H)	Minnesota	24-7
1986	(H)	New York	22-20
1989	(A)	New York	24-14
1990	(A)	New York	23-15
1993	(A)	New York	17-10 *
1994	(A)	Minnesota	27-10
1996	(A)	New York	15-10
1997	(A)	Minnesota	23-22 *
1999	(A)	Minnesota	34-17
2000	(A)	New York	41-0 ***
2001	(H)	Minnesota	28-16
2002	(H)	New York	27-20
2003	(H)	New York	29-17
2004	(H)	New York	34-13
2005	(A)	Minnesota	24-21
2007	(A)	Minnesota	41-17
2008	(H)	Minnesota	20-19
2009	(H)	Minnesota	44-7
2010	(H)	New York	21-3 @
2013	(A)	New York	23-7
2015	(H)	Minnesota	49-17
2016	(H)	Minnesota	24-10
2019	(A)	Minnesota	28-10
2022	(H)	Minnesota	27-24
	(H)	New York	31-24 *

*NFC Wild Card Game
**NFC Championship Game
@at Ford Field in Detroit, MI

NEW YORK JETS

Won 4, Lost 8, Tied 0
Home 3-3, Away 1-5

1970	(A)	New York	20-10
1975	(H)	Minnesota	29-21
1979	(A)	New York	14-7
1982	(H)	New York	42-14
1994	(H)	New York	31-21
1997	(A)	New York	23-21
2002	(A)	New York	20-7
2006	(H)	New York	26-13
2010	(A)	New York	29-20
2014	(H)	Minnesota	30-24 (OT)
2018	(A)	Minnesota	37-17
2022	(H)	Minnesota	27-22

PHILADELPHIA

Won 15, Lost 15, Tied 0
Home 8-4, Away 7-10

1962	(H)	Minnesota	31-21
1963	(A)	Minnesota	34-13
1968	(A)	Minnesota	24-17
1971	(A)	Minnesota	13-0
1973	(H)	Minnesota	28-21
1976	(A)	Minnesota	31-12
1978	(H)	Minnesota	28-27
1980	(A)	Philadelphia	42-7
1980	(A)	Philadelphia	31-16 **
1981	(H)	Minnesota	35-23
1984	(A)	Philadelphia	19-17
1985	(A)	Minnesota	28-23
	(H)	Philadelphia	37-35
1988	(H)	Minnesota	23-21
1989	(A)	Philadelphia	10-9
1990	(A)	Philadelphia	32-24
1992	(A)	Philadelphia	28-17
1997	(H)	Minnesota	28-19
2001	(A)	Philadelphia	48-17
2004	(A)	Philadelphia	27-16
	(A)	Philadelphia	27-14 **
2007	(H)	Philadelphia	23-16
2008	(H)	Philadelphia	26-14 *
2010	(A)	Minnesota	24-14
2013	(H)	Minnesota	48-30
2016	(A)	Philadelphia	21-10
2017	(A)	Philadelphia	38-7 ***
2018	(A)	Minnesota	23-21
2019	(H)	Minnesota	38-20
2022	(A)	Philadelphia	24-7

*NFC Wild Card Playoff Game
**NFC Divisional Playoff Game
***NFC Championship Game

PITTSBURGH

Won 10, Lost 9, Tied 0
Home 5-2, Away 4-6, Neutral 1-1

1962	(A)	Pittsburgh	39-31
1964	(H)	Minnesota	30-10
1967	(A)	Minnesota	41-27
1969	(H)	Minnesota	52-14
1972	(A)	Pittsburgh	23-10
1974	(N)	Pittsburgh	16-6 §
1976	(H)	Minnesota	17-6
1980	(H)	Pittsburgh	23-17
1983	(A)	Minnesota	17-14
1986	(H)	Minnesota	31-7
1989	(A)	Pittsburgh	27-14
1992	(A)	Minnesota	6-3
1995	(A)	Minnesota	44-24
2001	(A)	Pittsburgh	21-16
2005	(H)	Pittsburgh	18-3
2009	(A)	Pittsburgh	27-17
2013	(N)	Minnesota	34-27 #
2017	(A)	Pittsburgh	26-9
2021	(H)	Minnesota	36-28

§ Super Bowl IX, Jan. 12, 1975
Played in London at Wembley Stadium. Minnesota designated home team.

SAN FRANCISCO

Won 23, Lost 25, Tied 1
Home 15-9, Away 8-16-1

1961	(H)	San Francisco	38-24
	(A)	San Francisco	38-28
1962	(A)	San Francisco	21-7
	(H)	San Francisco	35-12
1963	(A)	Minnesota	24-20
	(H)	Minnesota	45-14
1964	(A)	Minnesota	27-22
	(H)	Minnesota	24-7
1965	(A)	Minnesota	42-41
	(H)	San Francisco	45-24
1966	(A)	Tie	20-20
	(H)	Minnesota	28-3
1967	(H)	San Francisco	27-21
1968	(A)	Minnesota	30-20

1969	(H)	Minnesota	10-7
1970	(H)	San Francisco	17-14 **
1971	(H)	San Francisco	13-9
1972	(A)	San Francisco	20-17
1973	(A)	Minnesota	17-13
1975	(H)	Minnesota	27-17
1976	(A)	San Francisco	20-16
1977	(H)	Minnesota	28-27
1979	(H)	Minnesota	28-22
1983	(H)	San Francisco	48-17
1984	(A)	San Francisco	51-7
1985	(H)	Minnesota	28-21
1986	(A)	Minnesota	27-24 (OT)
1987	(A)	Minnesota	36-24 **
1988	(A)	San Francisco	24-21
1988	(A)	San Francisco	34-9 **
1989	(A)	San Francisco	41-13 **
1990	(H)	San Francisco	20-17
1991	(H)	Minnesota	17-14
1992	(H)	San Francisco	20-17
1993	(A)	San Francisco	38-19
1994	(H)	Minnesota	21-14
1995	(A)	San Francisco	37-30
1997	(A)	San Francisco	28-17
1997	(A)	San Francisco	38-22 **
1999	(H)	Minnesota	40-16
2003	(H)	Minnesota	35-7
2006	(A)	San Francisco	9-3
2007	(A)	Minnesota	27-7
2009	(H)	Minnesota	27-24
2012	(H)	Minnesota	24-13
2015	(A)	San Francisco	20-3
2018	(H)	Minnesota	24-16
2019	(A)	San Francisco	27-10 **
2021	(A)	San Francisco	34-26

**NFC Divisional Playoff Game

SEATTLE

Won 6, Lost 13, Tied 0
Home 4-3, Away 2-10

1976	(H)	Minnesota	27-21
1978	(A)	Seattle	29-28
1984	(H)	Seattle	20-12
1987	(A)	Seattle	28-17
1990	(A)	Minnesota	24-21
1996	(A)	Seattle	42-23
2002	(A)	Seattle	48-23
2003	(H)	Minnesota	34-7
2004	(H)	Seattle	27-23
2006	(A)	Minnesota	31-13
2009	(H)	Minnesota	35-9
2012	(A)	Seattle	30-20
2013	(A)	Seattle	41-20
2015	(H)	Seattle	38-7
	(H)	Seattle	10-9 *
2018	(A)	Seattle	21-7
2019	(A)	Seattle	37-30
2020	(A)	Seattle	27-26
2021	(H)	Minnesota	30-17

*NFC Wild Card Game

TAMPA BAY

Won 13, Lost 22, Tied 0
Home 19-9, Away 14-13

1977	(A)	Minnesota	9-3
1978	(H)	Tampa Bay	16-10
	(A)	Minnesota	24-7
1979	(H)	Tampa Bay	12-10
	(A)	Minnesota	23-22
1980	(H)	Minnesota	38-30
	(A)	Minnesota	21-10
1981	(A)	Tampa Bay	21-13
	(H)	Minnesota	25-10
1982	(H)	Minnesota	17-10
1983	(A)	Minnesota	19-16 (OT)
	(H)	Tampa Bay	17-12
1984	(A)	Tampa Bay	35-21
	(H)	Minnesota	27-24
1985	(A)	Minnesota	31-16
	(H)	Minnesota	26-7
1986	(A)	Minnesota	23-10
	(H)	Minnesota	45-13
1987	(A)	Tampa Bay	20-10
	(H)	Minnesota	23-17
1988	(H)	Minnesota	14-13
	(A)	Minnesota	49-20
1989	(H)	Minnesota	17-3
	(A)	Minnesota	24-10
1990	(H)	Tampa Bay	23-20
	(A)	Tampa Bay	26-13
1991	(H)	Minnesota	28-13
	(A)	Minnesota	26-24
1992	(H)	Minnesota	26-20
	(A)	Minnesota	35-7
1993	(H)	Minnesota	15-0
	(A)	Tampa Bay	23-10
1994	(A)	Minnesota	36-13
	(H)	Tampa Bay	20-17 (OT)
1995	(A)	Tampa Bay	20-17 (OT)
	(H)	Minnesota	31-17

1996	(A)	Tampa Bay	24-13
	(H)	Minnesota	21-10
1997	(H)	Tampa Bay	28-14
	(A)	Minnesota	10-6
1998	(H)	Minnesota	31-7
	(A)	Tampa Bay	27-24
1999	(H)	Minnesota	21-14
	(A)	Tampa Bay	24-17
2000	(H)	Minnesota	30-23
	(A)	Tampa Bay	41-13
2001	(H)	Minnesota	20-16
	(A)	Tampa Bay	41-14
2002	(A)	Tampa Bay	38-24
2005	(H)	Tampa Bay	24-13
2008	(A)	Tampa Bay	19-13
2011	(H)	Tampa Bay	24-20
2012	(H)	Tampa Bay	36-17
2014	(A)	Minnesota	19-13 (OT)
2017	(H)	Minnesota	34-17

TENNESSEE

Won 9, Lost 5, Tied 0
Home 7-2, Away 2-3

1974	(H)	Minnesota	51-10
1980	(A)	Houston	20-16
1983	(H)	Minnesota	34-14
1986	(A)	Houston	23-10
1989	(H)	Minnesota	38-7
1992	(H)	Houston	17-13
1995	(H)	Minnesota	23-17 (OT)
1998	(A)	Minnesota	26-16
2001	(H)	Minnesota	42-24
2004	(H)	Minnesota	20-3
2008	(A)	Tennessee	30-17
2012	(H)	Minnesota	30-7
2016	(A)	Minnesota	25-16
2020	(H)	Tennessee	31-30

WASHINGTON

Won 15, Lost 13, Tied 0
Home 7-6, Away 8-7

1968	(H)	Minnesota	27-14
1970	(A)	Minnesota	19-10
1972	(H)	Washington	29-21
1973	(H)	Minnesota	27-20 **
1975	(A)	Washington	31-30
1976	(H)	Minnesota	35-20 **
1980	(A)	Minnesota	39-14
1982	(A)	Washington	21-7*
1984	(H)	Washington	31-17
1986	(A)	Washington	44-38 (OT)
1987	(H)	Washington	27-24 (OT)
1987	(A)	Washington	17-10 ***
1992	(H)	Washington	15-13
1992	(H)	Washington	24-7 *
1993	(A)	Minnesota	14-9
1998	(H)	Minnesota	41-7
2004	(A)	Washington	21-18
2006	(A)	Minnesota	19-16
2007	(H)	Washington	32-21
2010	(A)	Minnesota	17-13
2011	(A)	Minnesota	33-26
2012	(A)	Washington	38-26

VIKINGS ALUMNI PLAYERS MUST BE ON ACTIVE ROSTER FOR ONE GAME TO QUALIFY

A A A

31	Abdullah, Ameer, RB, Nebraska	2018-21	55/54
39	Abdullah, Husain, S, Washington St.	2008-11	75/78
50	Abrams, Bobby, LB, Michigan	1993-94	73
53	Ache, Steve, LB, SW Missouri	1987	59
12	Adams, Rodney, WR, South Florida	2017	12
72	Adams, Scott, G, Georgia	1991-93	96
85	Adams, Tom, WR, Minn.-Duluth	1962	21
7	Adams, Tony, QB, Utah State	1987	59
68	Addickes, John, C, Baylor	1989	68
57	Adibi, Xavier, LB, Virginia Tech	2011	18/84
67	Alderman, Grady, T, Detroit	1961-74	36
63	Alex, Keith, G, Texas A&M	1995	20
90	Alexander, Derrick, DE, Florida St.	1995-98	74
82	Alexander, Derrick, WR, Michigan	2002	92/96
20/24	Alexander, Mackensie, CB, Clemson	2016-18, '21	66
57	Alexander, Rufus, LB, Oklahoma	2008	9
53	Alipate, Tuineau, LB, Washington St.	1995	60
21	Allen, Asher, CB, Georgia	2009-11	3
69	Allen, Jared, DE, Idaho State	2008-13	13
25	Allen, Nate, DB, Texas Southern	1976-79	27
21	Allen, Terry, RB, Clemson	1991-94	76
84	Allison, Aundrea, WR, East Carolina	2007-08	71
7	Andersen, Morten, K, Michigan St.	2004	23/44
66	Anderson, Abdullah, DT, Bucknell	2020	23
46	Anderson, Alfred, RB, Baylor	1984-91	4
1	Anderson, Gary, K, Syracuse	1998-02	47
56	Anderson, Scott, C, Missouri	1974, '76	8
86	Angulo, Richard, TE, Western New Mexico	2003-05	90/73
53	Anno, Sam, LB, USC	1987-88	61
2	Araguz, Leo, P, Stephen F. Austin	2003	62
69	Arubakrr, Hasson, DE, Texas Tech	1984	38
16	Arceneaux, Emmanuel, WR, Alcorn State	2011	36
16	Archer, R.J., QB, William & Mary	2010	80
19	Aromashodu, Devin, WR, Auburn	2011-12	56
39	Arrobbio, Chuck, T, USC	1966	26
73	Asamoah II, Brian, LB, Oklahoma	2022-	8
58	Ashley, Walker Lee, LB, Penn St.	1983-88, '90	50
44/48	Asiata, Matt, RB, Utah	2012-16	67
79	Asper, Mark, T, Oregon	2012	61
45	Athas, Pete, CB, Tennessee	1975	64
33	Avery, John, RB, Mississippi	2003	53
67	Awason, Adrian, DE, North Texas	2011	21
49	Ayanbadejo, Obafemi, FB, San Diego St.	1998-99	75
92	Ayodele, Remi, DT, Oklahoma	2011	42

B B B

60	Baca, Jeff, G, UCLA	2013	4
74	Badger, Brad, G, Stanford	2000-01	43/54
5	Bailey, Dan, K, Oklahoma State	2018-20	84
77/60	Baker, Al, DE, Colorado State	1988	44
91	Baker, Chase, DT, Boise State	2013	54
28	Baker, Rashad, S, Tennessee	2006	6
86	Baker, Robert, WR, Auburn	2003	28
37	Baldwin, Randy, RB, Mississippi	1991	24
96	Ball, Jerry, DT, SMU	1997-99	91
99	Ballard, Christian, DT/DE, Iowa	2011-12	40
85	Ballman, Gary, TE, Michigan St.	1973	30
30	Banks, Antonio, S, Virginia Tech	1998-00	22
23	Banyard, Joe, RB, Texas-El Paso	2013-14	80
34	Bargas, Jake, FB, North Carolina	2020-	31
92	Barker, Roy, DT, No. Carolina	1992-95, '00	86
33	Barnes, Bill, RB, Wake Forest	1965-66	79
27	Barnes, Kalon, CB, Baylor	2022-	33
23	Barnes, Tomur, CB, North Texas	1996	52
42	Barnett, Harlon, S, Michigan St.	1995-96	89
55	Barr, Anthony, LB, UCLA	2014-21	23
19	Baskett, Hank, WR, New Mexico	2010	24
32/38	Bass, Anthony, DB, Bethune-Cookman	1998-99	47
85	Bates, D'Wayne, WR, Northwestern	2002-03	82
63	Battle, Jim, G, Southern Illinois	1963	24
52	Bavaro, David, LB, Syracuse	1992	13
32	Bayless, Rick, RB, Iowa	1989	20
47	Baylor, Tim, S, Morgan State	1979-80	94
27	Beamon, Autry, S, East Texas St.	1975-76	74
87	Beasley, John, TE, California	1967-73	93
64	Beavers, Willie, G, Western Michigan	2016	75
63	Bebout, Nick, T, Wyoming	1980	91
86	Bedsole, Hal, TE, USC	1964-66	81
12	Beebe, Chad, WR, Northern Illinois	2018-21	36/27
81	Bell, Blake, TE, Oklahoma	2017	86/11
33	Bell, Rick, RB, St. John's, (Minn.)	1983	22
12	Bennett, Barry, DE, Concordia	1988	31
78	Bennett, Barry S., P, Quachita Baptist	1974	22
2	Bennett, Darren, P, no college	2004-05	66
23	Bennett, Michael, RB, Wisconsin	2001-05	60
56/50	Berchich, Pete, LB, Notre Dame	1995-00	24/43
61	Berger, Joe, G/C, Michigan Tech	2011-17	53
17	Berger, Mitchell, P, Colorado	1996-01	53
87	Berrian, Bernard, WR, Fresno State	2008-11	23
17	Berry, Bob, QB, Oregon	1965-67, '73-76	23
3	Berry, Jordan, P, Eastern Kentucky	2021	85
50	Berry, Ray, LB, Baylor	1987-92	55
45/87/44	Berton, Sean, TE, North Carolina St.	2003-04	86/16
21	Bess, Rufus, CB, So. Carolina St.	1982-87	17
85	Bethea, Ryan, WR, South Carolina	1988	7

C C C

53	Caesar, Ivan, LB, Boston College	1991	53
23	Caleb, Jamie, RB, Grambling	1961	23
23	Calland, Lee, CB, Louisville	1963-65	23
85	Camarillo, Greg, WR, Stanford	2010-11	85
55	Campbell, John, LB, Minnesota	1963-64	3/27
86/16	Campbell, Kelly, WR, Georgia Tech	2002-04	32/25
17	Cappleman, Bill, QB, Florida St.	1970	17
7	Carlson, Daniel, K, Auburn	2018	7
89	Carlson, John, TE, Notre Dame	2012-13	89

65	Bethel-Thompson, McCleod, QB, Sacramento St.	2012-13	65
40	Biekert, Greg, LB, Colorado	2002-03	40
36	Birk, Matt, C, Harvard	1998-08	36
84	Bishop, Bill, DT, North Texas St.	1961	84
56	Bishop, Desmond, LB, California	2013	56
81	Bishop, Keith, QB, Wheaton	1987	81
80	Blacklock, Ross, DL, TCU	2022-	80
21	Blahak, Joe, CB, Nebraska	1974-75, '77	21
11	Blair, Matt, LB, Iowa State	1974-85	11
86	Blair, Paul, T, Oklahoma State	1990	86
22/37	Bland, Tony, WR, Florida A&M	1996-98	22/37
44	Blanton, Robert, S, Notre Dame	2012-15	44
16	Blue, Greg, S, Georgia	2006	16
48/89	Bobo, Orlando, G, NE Louisiana	1997-98	48/89
87	Boireau, Michael, DE, Miami (FL)	2000	87
32	Bolin, Bookie, G, Mississippi	1968-69	32
23/34	Bollinger, Brooks, QB, Wisconsin	2006-07	23/34
25	Bolston, Conrad, DT, Maryland	2007	25
21	Bomar, Rhett, QB, Sam Houston St.	2010	21
16	Bono, Steve, QB, UCLA	1985-86	16
85	Booker, Lorenzo, RB, Florida State	2010-11	85
36	Boone, Alex, G, Ohio State	2016	36
62	Boone, David, DE, Eastern Michigan	1974	62
50	Boone, Mike, RB, Cincinnati	2018-20	50
6	Booth Jr., Andrew, CB, Clemson	2022-	6
50/54	Booty, John David, QB, USC	2008	50/54
12	Borland, Tuf, LB, Ohio State	2021	12
55	Bouman, Todd, QB, St. Cloud State	1997-02	55
33	Bower, Tashaun, DE, LSU	2017-18, '21	33
89	Bowie, Larry, G, Purdue	1962-68	89
71	Boyd, Brent, G, UCLA	1980-86	71
81	Boyd, Kris, CB, Texas	2019	81
68	Boyd, Malik, CB, Southern	1994	68
92	Boylan, Jim, WR, Washington St.	1963	92
72	Bradbury, Garrett, C, North Carolina St.	2019-	72
26	Bradford, Ronnie, S, Colorado	2002	26
63	Bradford, Sam, QB, Oklahoma	2016-17	63
89	Brady, Jeff, LB, Kentucky	1995-97	89
57	Brailford, Jordan, DE, Oklahoma State	2020	57
92	Bramlett, Don, DT, Carson-Newman	1987	92
52	Brandel, Blake, T, Oregon State	2021-	52
37	Braxton, David, LB, Wake Forest	1989-90	37
91	Breeland, Bashaud, CB, Clemson	2021	91
8	Breitenstein, Bob, T, Tulsa	1967	8
13	Brewer, Jack, S, Minnesota	2002-03	13
99/93	Bridgewater, Teddy, QB, Louisville	2014-17	99/93
76	Brien, Doug, K, California	2002	76
65	Briggs, Greg, S, Texas Southern	1997-98	65
84	Brim, James, WR, Wake Forest	1987	84
59	Brim, Michael, CB, Virginia Union	1989-90	59
2	Brinkley, Jasper, LB, South Carolina	2009-12, '14	2
43	Brister, Bubby, QB, NE Louisiana	2000	43
79	Britt, Charlie, S, Georgia	1964	79
63	Brock, Tramine, CB, Belhaven	2017	63
57	Bromell, Lorenzo, DE, Clemson	2002	57
83	Brothers, Kentrell, LB, Missouri	2016-19	83
20/31	Brown, Bill, RB, Illinois	1962-74	20/31
4/33	Brown, Ivory Lee, RB, Ark.- Pine Bluff	1993	4/33
62	Brown, Larry, WR, Mankato State	1987	62
20	Brown, Mack, RB, Florida	2017	20
87	Brown, Norris, TE, Georgia	1983	87
68	Brown, Pat, T, Central Florida	2010-11	68
50	Brown, Ralph, CB, Nebraska	2004-05	50
63	Brown, Richard, LB, San Diego St.	1994-96	63
1	Brown, Robert, TE, Alcorn A&M	1971	1
95	Brown, Ted, RB, North Carolina St.	1979-86	95
8	Brown, Terry, S, Oklahoma St.	1972-75	8
55	Browner, Joey, S, USC	1983-91	55
14	Bruer, Bob, TE, Mankato State	1980-84	14
33	Bruno, Larry, S, Rice	1980	33
84	Bruno, Dave, P, Moraine Valley	1987	84
73	Bryant, Bobby, CB, South Carolina	1967-80	73
95	Bryant, Tim, LB, So. Mississippi	1987	95
52	Buetow, Bart, T, Minnesota	1976-77	52
87	Bullard, Jonathan, DL, Florida	2022-	87
77	Bundra, Mike, DT, USC	1964	77
12/11	Burleson, Nate, WR, Nevada	2003-05	12/11
71	Burrough, John, DE, Wyoming	1999-00	71
89	Burton, Brandon, CB, Utah	2011-12	89
7	Burton, Derek, T, Oklahoma St.	1987	7
67	Burton, Stephen, WR, West Texas A&M	2011-12	67
15	Butler, Billy, S/RB, Tenn.-Chattanooga	1962-64	15
49	Butler, Duane, S, Illinois State	1997-98	49
58	Byers, Ken, G, Cincinnati	1964-66	58
58	Bykowski, Carter, T, Iowa State	2014	58
71/75	Bynum, Cameron, S, California	2021-	71/75

D D D

84	Dafney, Bernard, G, Tennessee	1992-94	84
50	Dalton, Antico, LB, Virginia Tech	1973	50
63	Dalton, Antico, LB, Hampton	1999	63
69	Daniels, Brian, G, Colorado	2007	69
7	Daniels, LeShun, G, Ohio State	1997	7
3/27	Danmeier, Rick, K, Sioux Falls	1977-83	3/27
32/25	Dantzler, Cameron, CB, Mississippi St.	2020-22	32/25
71	Darden, Tony, CB, Texas Tech	1998	71
82	Darrisaw, Christian, T, Virginia Tech	2021-	82
	Daugherty, Ron, WR, Northeastern	1987	

40	Davidson, Zach, TE, Central Missouri	2021	85	Finch, Steve, WR, Elmhurst	1987	41	Harris, Anthony, S, Virginia	2015-20
34	Davis, Brian, CB, Nebraska	1994	72	Fisk, Jason, DT, Stanford	1995-98	35	Harris, Bill, RB, Colorado	1969-70
16	Davis, Davion, WR, Sam Houston St.	2019	29	Fitzgerald, Jamie, CB, Idaho St.	1987	32	Harris, Darryl, RB, Arizona St.	1988
71	Davis, Doug, T, Kentucky	1966-72	37	Fitzgerald, Mike, CB, Iowa St.	1966-67	99	Harris, James, DE, Temple	1993-95
5	Davis, Greg, K, The Citadel	1997	85	Flatley, Paul, WR, Northwestern	1963-67	52	Harris, Joe, LB, Georgia Tech	1979
63	Davis, Isaac, G, Arkansas	1998	18	Floyd, Michael, WR, Notre Dame	2017	44	Harris, John, S, Arizona St.	1985-86
86	Davis, John, TE, Emporia St.	2000	73/95	Floyd, Sharif, DT, Florida	2013-17	79	Harris, Mike, T, UCLA	2014-16
17/86	Davis, Nick, WR, Wisconsin	2002-03	79	Fonoti, Toni, G, Nebraska	2005	58/99	Harris, Napoleon, LB, Northwestern	2005-06, 08
58/50	Davis, Rod, LB, Southern Miss.	2004-06	62	Footo, Chris, C, USC	1987-91	57	Harris, Paul, LB, USC	1978
40	Davis, Todd, LB, Sacramento State	2020	2	Forbath, Kai, K, UCLA	2016-17	90	Harris, Robert, DE, Southern	1992-94
51	Davis, Wyatt, G, Ohio State	2021	86	Ford, Chase, TE, Miami (Fla.)	2013-15	32	Harris, Steve, RB, Northern Iowa	1987
4	Dawson, Dale, K, E. Kentucky	1987	44	Foreman, Chuck, RB, Miami (Fla.)	1973-79	95/91	Harrison, Martin, DE, Washington	1994-96, 99
86	Dawson, Rhett, WR, Florida State	1973	67	Fowler, Melvin, C, Maryland	2005	48	Harrison, Todd, TE, North Carolina St.	1993
51	Dean, Larry, LB, Valdosta State	2011-13	50	Fowlkes, Dennis, LB, West Virginia	1983-85	78	Hartenstine, Mike, DT, Penn State	1987
24	Dean, Ted, S, Wichita	1964	37	Franklin, Eric, S, Washington State	2007-11	86	Hartwig, Keith, WR, Arizona	1977
72	DeGeare, Chris, G, Wake Forest	2010	40	Frankhauser, Tom, S, Purdue	1962-63	12	Harvin, Percy, WR, Florida	2009-12
55	Del Rio, Jack, LB, USC	1992-95	37	Frank, Donald, CB, Winston-Salem	1995	87	Haslerig, Clint, WR, Michigan	1975
89	Delaney, Jarrod, WR, TCU	1989	12	Freeman, Josh, QB, Kansas State	2013	88	Hasselbeck, Don, TE, Colorado	1984
85	DeLong, Greg, TE, North Carolina	1995-98	22	Freeman, Steve, S, Mississippi	1987	89/19	Hatchette, Matthew, WR, Langston	1997-00
27	Demery, Calvin, WR, Arizona State	1972	12	Frerotto, Gus, QB, Tulsa	2003-04, '08	37	Hawkins, Mike, CB, Oklahoma	2006
86	Denny, Earl, RB, Missouri	1967-68	83	Frisch, David, TE, Colorado State	1996	58	Hawkins, Rip, LB, North Carolina	1961-65
28	Denson, Al, WR, Florida A&M	1971	15	Fruechte, Isaac, WR, Minnesota	2016	44	Hayden, Leo, RB, Ohio State	1971
62	Denton, Bob, DE, Pacific	1961-64	37	Frye, Phil, RB, California Lutheran	1987	32	Hayes, Ray, RB, Cent. Oklahoma	1961
41	DePaola, Andrew, LS, Rutgers	2020-	27	Fuller, Corey, CB, Florida State	1995-98	36	Hayes, Tae, CB, Appalachian State	2020
25	Derby, Dean, DB, Washington	1961-62	29	Fullington, Darrell, S, Miami (Fla.)	1988-90	90	Hazuga, Jeff, DE, Wisconsin-Stout	2001
57	Devine, Kevin, CB, California	1999	63	Fusco, Brandon, G, Slippery Rock	2011-16	6	Heinicke, Taylor, QB, Old Dominion	2015-16
52	Dick, Jim, LB, North Dakota St.	1987	GGG			56	Henderson, E.J., LB, Maryland	2003-11
76	Dickson, Paul, DT, Baylor	1961-70	32	Galbreath, Tony, RB, Missouri	1981-83	50	Henderson, Erin, LB, Maryland	2008-13
14	Diggs, Stefan, WR, Maryland	2015-19	66	Gallagher, Frank, G, North Carolina	1973	80	Henderson, John, WR, Michigan	1968-72
76	Dill, Scott, T, Memphis	1996-97	6	Gallery, Jim, K, Minnesota	1990	30	Henderson, Keith, WR, Georgia	1992
86	Dillon, Brandon, TE, Marian	2019-21	28	Gallishaw, Laroni, CB, Murray St.	2005	24	Henderson, Wymon, CB, UNLV	1987-88
25	Dillon, Terry, CB, Montana	1963	31	Gallman, Wayne, RB, Clemson	2021	87	Hentges, Hale, TE, Alabama	2020
12	Dils, Steve, QB, Stanford	1979-84	90	Galvin, John, LB, Boston College	1989	60	Hernandez, Matt, T, Purdue	1984
44	D'Imperio, Ryan, FB, Rutgers	2011	16	Gannon, Rich, QB, Delaware	1987-92	89	Herndon, Chris, TE, Miami (Fla.)	2021
25	Dishman, Cris, CB, Purdue	2000	2	Garcia, Teddy, K, NE Louisiana	1989	67/64	Herrera, Anthony, G, Tennessee	2004-11
26	Dixon, Ahmad, S, Baylor	2014	54	Garnett, David, LB, Stanford	1993-94, '96	58	Herron, David, LB, Michigan State	2007-08
71	Dixon, David, G, Arizona St.	1994-04	92	Garnett, Winfield, DT, Ohio State	2001	79	Hicks, Artis, G, Memphis	2006-09
13	Doctson, Josh, WR, TCU	2019	44	Gault, Billy, CB, Texas Christian	1961	58	Hicks, Jordan, LB, Texas	2022-
56	Doleman, Chris, DE/LB, Pittsburgh	1985-93; '99	78	Gay, William, DE, USC	1988	43	Hicks, Maurice, RB, North Carolina A&T	2008
84	Donahue, Oscar, WR, San Jose	1962	42	Gedeon, Ben, LB, Michigan	2017-20	58	Hilgenberg, Wally, LB, Iowa	1968-79
46	Dorn, Myles, S, North Carolina	2021-22	3	George, Jeff, QB, Illinois	1999	43	Hill, Gary, S, USC	1965
65	Dorsey, Nat, T, Georgia Tech	2004	55	George, Ron, LB, Stanford	1997	24	Hill, Holton, CB, Texas	2018-20
21	Doss, Mike, S, Ohio State	2007	46/66	Gerak, John, TE/G, Penn St.	1993-96	10	Hill, King, P-QB, Rice	1968
57	Downs, Devante, LB, California	2018-19	32	Gerhart, Toby, RB, Stanford	2010-13	69	Hill, Rashod, T, Southern Mississippi	2016-21
78	Dozier, Dakota, G, Furman	2019-21	56	Gersbach, Carl, LB, West Chester	1971-72	12/13	Hill, Shaun, QB, Maryland	2002-05, '15-16
42	Dozier, D.J., RB, Penn State	1987-91	86	Gillespie, Willie, WR, Tenn.-Chattanooga	1987	89	Hillary, Ira, WR, South Carolina	1990
48	Dozier, Ukeke, CB, Minnesota	2005	42	Gilliam, John, WR, South Carolina St.	1972-75	33	Hillman, Ronnie, RB, San Diego State	2016
90	DuBose, B.J., DT, Louisville	2015	20	Gladney, Jeff, CB, Texas Christian	2020	82	Hilton, Carl, TE, Houston	1986-89
62	Ducasse, Vladimir, G, Massachusetts	2014	55	Glenn, Jason, LB, Texas A&M	2006	85	Hilton, John, TE, Richmond	1970
56	Dugan, Bill, G, Penn State	1984	25	Glenn, Vencie, S, Indiana St.	1992-94	98	Hinkle, George, DT, Arizona	1992
83	Dugan, Jeff, TE, Maryland	2004-10	82	Glover, Andrew, TE, Grambling	1997-99	75/78	Hinton, Chris, T, Northwestern	1994-95
57	Dumler, Doug, C, Nebraska	1976-77	94	Goff, Robert, DT, Auburn	1996	68	Hinton, Kyle, G, Washburn	2020-22
59	Dusabek, Mark, LB, Minnesota	1989-92	73	Goldberg, Adam, G, Wyoming	2004-05	37	Hitchcock, Jimmy, CB, North Carolina	1998-99
45	Dye, Troy, LB, Oregon	2020-	82	Goodridge, Bob, WR, Vanderbilt	1968	18	Hoag, Ryan, WR, Gustavus Adolphus	2004
EEE			68	Goodrum, Charles, G, Florida A&M	1972-78	44	Hoard, Leroy, RB, Michigan	1996-99
64	Early, Michael, G, Norfolk State	2002	87/83	Goodwin, Hunter, TE, Texas A&M	1996-98, '02-03	87	Hockenson, T.J., TE, Iowa	2022-
62	Easton, Nick, C, Harvard	2015-17	41	Gordon, Charles, CB, Kansas	2006-08	50/54	Hodges, Gerald, LB, Penn State	2013-15
39	Echemandu, Adimchinobe, RB, California	2005	31	Gowan, Tay, CB, Central Florida	2022-	13	Holcomb, Kelly, QB, Middle Tenn. St.	2007
1	Edinger, Paul, K, Michigan St.	2005	87	Gray, MarQueis, TE, Minnesota	2014	93	Holland, Darius, DT, Colorado	2002
67	Edison, Cornelius, C, Portland State	2017	31	Graham, Scottie, RB, Ohio St.	1993-96	85	Holland, John, WR, Tennessee St.	1974
27	Edwards, Brad, S, South Carolina	1988-89	73	Graves, Rory, T, Ohio State	1993	15	Hollins, Alexander, WR, Eastern Illinois	2019
59	Edwards, Dixon, LB, Michigan St.	1996-98	87	Gray, MarQueis, TE, Minnesota	2014	89	Hollister, Jacob, TE, Wyoming	2022
36	Edwards, Dovonte, CB, N.C. State	2005-06	23	Gray, Torrian, S, Virginia Tech	1997-98	75	Holloway, Randy, DE, Pittsburgh	1978-84
32	Edwards, Jimmy, RB, NE Louisiana	1979	50	Grecci, Dick, LB, Ohio	1961	51	Holmberg, Rob, LB, Penn State	1999
91	Edwards, Ray, DE, Purdue	2006-10	32	Green, Robert, RB, William & Mary	1997	54	Holmes, Bruce, LB, Minnesota	1993
24	Eilers, Pat, S, Notre Dame	1990-91	25	Greene, Marcellus, CB, Arizona	1984	92/90	Holmes, Jalyn, DT, Ohio State	2018-20
86	Eischied, Mike, P, Upper Iowa	1972-74	52	Greenway, Chad, LB, Iowa	2006-16	30	Holt, Issiac, CB, Alcorn State	1985-89
11	Eley, Clifton, TE, Mississippi St.	1987	97	Griffen, Everson, DE, USC	2010-19, '21	2	Horan, Mike, P, Long Beach St.	1986
65	Elllein, Pat, C, Ohio State	2017-20	23	Griffin, Cedric, CB, Texas	2006-11	51	Hough, Jim, G, Utah State	1978-86
82	Ellerfson, Ben, TE, North Dakota State	2021-22	74	Griffith, Robert, S, San Diego St.	1994-01	55	Houston, Bobby, LB, North Carolina St.	1998
81	Eller, Carl, DE, Minnesota	1964-78	23	Crigsby, Otis, DE, Kentucky	2007-08	99	Hovan, Chris, DT, Boston College	2000-04
8	Elling, Aaron, K, Wyoming	2003-04	27/26	Grim, Bob, WR, Oregon St.	1967-71; '76-77	24	Howard, Bryan, S, Tennessee St.	1982
72	Ellis, Kenrick, DT, Hampton	2015	47	Groce, Ron, RB, Macalester	1976	51/99	Howard, David, LB, Long Beach St.	1985-89
40/85	Ellison, Rhett, FB, USC	2012-16	41	Guggemos, Neal, DB, St. Thomas	1986-87	91	Howard, Willie, DL, Stanford	2001-02
65/73	Elshire, Neil, DE, Oregon	1981-86	98	Guion, Letroy, DT, Florida State	2008-13	92	Howell, Leroy, DT, Appalachian St.	1986
47	Emmanuel, Charles, S, W. Virginia	1997	84	Guliford, Eric, WR, Arizona State	1993-94	82	Howry, Keenan, WR, Oregon	2003-05
39	Epps, Marcus, S, Wyoming	2019	80	Gustafson, Jim, WR, St. Thomas	1985-90	56/72	Huffman, David, G/T, Notre Dame	1979-83; 85-90
6	Epstein, Hayden, K, Michigan	2002	HHH			21	Hughes, Mike, CB, Central Florida	2018-20
21	Evans, Akayleb, CB, Missouri	2022-	72	Haayer, Adam, T, Minnesota	2002, '04	83	Hultz, Don, DE, Southern Miss.	1963
29	Evans, Charles, RB, Clark	1993-98	91/74	Habib, Brian, G, Washington	1988-92	67	Humphrey, Jay, T, Texas	1999
26	Evans, David, CB, Central Arkansas	1986-87	49	Hackbart, Dale, S, Wisconsin	1966-70	99	Hunter, Danielle, DE, LSU	2015-
90	Evans, Fred, DT, Texas St.-San Marcos	2007-13	90	Haines, John, DT, Texas	1984	25/31	Hunter, Will, S, Syracuse	2005-06
31	Everett, Eric, CB Texas Tech	1992	28	Haley, Dick, WR, Pittsburgh	1961	76	Hutchinson, Steve, G, Michigan	2006-11
32	Exum, Antone, S, Virginia Tech	2014-17	55	Hall, Lemanski, LB, Alabama	2000-02	65	Huth, Gerry, G, Wake Forest	1961-63
FFF			23	Hall, Steven, S, Kentucky	1996	III		
51	Farber, Hap, LB, Mississippi	1970	86/28	Hall, Tom, WR, Minnesota	1964-66; 68-69	84	Iglesias, Jaquin, WR, Oklahoma	2010
59	Farwell, Heath, LB, San Diego St.	2005-10	40	Hall, Windlan, S, Arizona St.	1976-77	4	Igwebuike, Donald, K, Clemson	1990
35	Fason, Ciatrick, RB, Florida	2005-06	30	Ham, C.J., FB, Augustana (SD)	2016-	28/43	Iloka, George, S, Boise State	2018, '20
54	Faust, Paul, LB, Minnesota	1967	61	Hamilton, Wes, G, Tulsa	1976-85	86	Ingram, Darryl, TE, California	1989
4	Favre, Brett, QB, Southern Mississippi	2009-10	23	Hammonds, Shelly, CB, Penn St.	1995	67	Ingram, Ed, G, LSU	2022-
94	Fears, Willie, DT, Northwestern St.	1990	25	Hampton, Alonzo, CB, Pittsburgh	1990	22	Irvin, Ken, CB/S, Memphis	2003-05
61	Feasel, Grant, T, Abilene Christian	1984-86	38/20	Hand, Harrison, DB, Temple	2020-21	76	Irwin, Tim, T, Tennessee	1981-93
42	Felton, Jerome, FB, Furman	2012-14	51	Hanks, Ben, LB, Florida	1996	63	Isidora, Danny, G, Miami (Fla.)	2017-18
31	Fenney, Rick, RB, Washington	1987-91	45	Hannon, Tom, S, Michigan St.	1977-84	82	Ismail, Qadry, WR, Syracuse	1993-96
35	Ferguson, Bob, RB, Ohio State	1963	55	Hansen, Don, LB, Illinois	1966-67	37	Israel, Ron, DB, Notre Dame	2003
84	Ferguson, Charley, WR, Tennessee St.	1962	63	Hanson, Mark, G, Mankato St.	1987			
89	Ferguson, Robert, WR, Texas A&M	2007-08	50	Hargrove, Jim, LB, Howard Payne	1967-70			
11	Fiedler, Jay, QB, Dartmouth	1998	8	Harnish, Chandler, QB, Northern Illinois	2014			
32	Fields, Mark, CB, Clemson	2019-	36	Harrell, Sam, RB, E. Carolina	1980-82; '87			

JJ

25 Jackson, Alfred, CB, San Diego St. 1995-96
89 Jackson, Harold, WR, Colorado 1982
76 Jackson, Joe, DT, New Mexico St. 1977
7 Jackson, Tarvaris, QB, Alabama St. 2006-10
25 Jackson, Theo, S, Tennessee 2022-
83 Jacquet, Nate, WR, San Diego St. 2000-01
89/13 James, Cedric, WR, TCU 2002
36 James, Craig, CB, Southern Illinois 2018
47 James, Dick, RB, Oregon 1965
99 James, Erasmus, DE, Wisconsin 2005-07
24 Jefferson, A.J., CB, Fresno State 2012-13
18 Jefferson, Justin, WR, LSU 2020-
52 Jenke, Noel, LB, Minnesota 1971
51 Jenkins, Carlos, LB, Michigan St. 1991-94
28 Jenkins, Izel, CB, North Carolina St. 1993
84 Jenkins, Michael, WR, Ohio State 2011-12
15 Jennings, Greg, WR, Western Michigan 2013-14
57 Jobko, Bill, LB, Ohio State 1963-65
81 Johnson, Bethel, WR, Texas A&M 2006
14 Johnson, Brad, QB, Florida St. 1992-98, '05-06
62 Johnson, Charles, WR, Grand Valley St. 2014-16
65 Johnson, Charlie, NT, Colorado 1982-84
74 Johnson, Charlie, G/T, Oklahoma St. 2011-14
75 Johnson, Chase, T, Wyoming 2007
35 Johnson, Chris, S, San Diego St. 1996
52 Johnson, Dennis, LB, USC 1980-85
4 Johnson, Eddie, P, Idaho State 2003
41 Johnson, Gene, S, Cincinnati 1961
92 Johnson, George, DE, Rutgers 2012-13
53 Johnson, Henry, LB, Georgia Tech 1980-83
94 Johnson, Jaleel, DT, Iowa 2017-20
11 Johnson, Jaymar, WR, Jackson St. 2009-10
89 Johnson, Joe, WR, Notre Dame 1992
22 Johnson, Ken, S, Florida A&M 1989-90
72 Johnson, Lee, P, BYU 2001
81 Johnson, Marcus, T, Mississippi 2005-08
55 Johnson, Olabisi, WR, Colorado State 2019-22
48 Johnson, Orlrick, LB, Florida A&M 1999
97 Johnson, Sammy, RB, North Carolina 1976-78
47 Johnson, Spencer, DT, Auburn 2004-07
90 Johnson, Toby, DT, Georgia 2016
92/96 Johnson, Tom, DT, Southern Miss. 2014-18
25 Johnson, Tyrell, S, Arkansas State 2008-11
51 Johnstone, Lance, DE, Temple 2001-05
61 Jones, Brett, C, Regina (Canada) 2018-20
15 Jones, Chris, WR, Jackson St. 2005
26 Jones, Chris, CB, Nebraska 2020
26 Jones, Clinton, RB, Michigan St. 1967-72
84 Jones, Hassan, WR, Florida St. 1986-92
21 Jones, Henry, S, Illinois 2001
82 Jones, Mike A., WR, Tennessee St. 1983-85
89 Jones, Mike L., TE, Texas A&M 1990-91
91/93 Jones II, Patrick, DE, Pitt 2021-
31 Jones, Rushen, CB, Vanderbilt 2003-04
32 Jones, Shawn, S, Georgia Tech 1993
69 Jones, Wayne, T, Utah 1987
85/43/83/89

Jordan, Andrew, TE, Western Carolina 1994-97; '99-01
Jordan, Jeff, S, Tulsa 1965-67
83 Jordan, Steve, TE, Brown 1982-94
1 Joseph, Greg, K, Florida Atlantic 2021-
33 Joseph, Linval, DT, East Carolina 2014-19
88 Josey, Henry, RB, Missouri 2014
83 Joyce, Don, DE, Tulane 1961

KKK

51 Kaddu, Josh, LB, Oregon 2014
75 Kalil, Matt, T, USC 2012-16
69 Kalis, Todd, G, Arizona State 1988-93
11 Kapp, Joe, QB, California 1967-69
3 Karlis, Rich, K, Cincinnati 1989
29 Kassulke, Karl, DB, Drake 1963-72
48 Katula, Matt, LS, Wisconsin 2011
27 Kearse, Jayron, S, Clemson 2016-19
7 Keenum, Case, QB, Houston 2017
39 Kellar, Mark, RB, No. Illinois 1976-78
25 Kelly, Eric, CB, Kentucky 2001-03
61 Kelly, Lewis, T/G, South Carolina St. 2001-03
54 Kendrick, Eric, LB, UCLA 2015-22
73 Kennedy, Jimmy, DT, Penn State 2008-10
83 Kent, Joey, WR, Tennessee 2000
67 Kerin, Zac, G, Toledo 2015-16
43 Keys, Brady, CB, Colorado St. 1967
80 Kidd, Keith, WR, Arkansas 1987
95 Killings, Cedric, DT, Carson-Newman 2002-03
38 King, Caleb, RB, Georgia 2011
24 King, Phil, RB, Vanderbilt 1965-66
89 Kingsriter, Doug, TE, Minnesota 1973-75
36 Kirby, John, LB, Nebraska 1964-68
35 Kirk, Luther, DB, Illinois State 2020
52 Kirksey, William, LB, Southern Miss. 1990
40/85 Kleinsasser, Jim, TE/FB, No. Dakota 1999-11
64 Kline, Josh, G, Kent State 2019
4/5 Kluwe, Chris, P, UCLA 2005-12
25 Knoff, Kurt, S, Kansas 1979-82
68 Koch, Greg, G, Arkansas 1987
96 Kolodziej, Ross, Wisconsin 2006
26 Kosens, Terry, S, Hofstra 1963

LLL

89 Kramer, Kent, TE, Minnesota 1969-70
9 Kramer, Tommy, QB, Rice 1977-89
22 Krause, Paul, S, Iowa 1968-79
78 Kropog, Troy, G, Tulane 2012
5 Krueger, Todd, QB, Northern Michigan 1987
47 Kwenkeu, William, LB, Temple 2022-
59 Lacey, Bob, C, North Carolina 1964
26 Lacey, Jacob, CB, Oklahoma State 2013
63 Lacina, Corbin, G, Augustana 1999-02
21 Lamson, Chuck, S, Wyoming 1962-63
59 Lamur, Emmanuel, LB, Kansas State 2016-17
58 Langer, Jim, C, South Dakota St. 1980-81
52 Lapham, Bill, C, Iowa 1961
77 Larsen, Gary, DT, Concordia 1965-74
82 Lash, Jim, WR, Northwestern 1973-76
65 Lawson, Steve, G, Kansas 1973-75
51 Leber, Ben, LB, Kansas State 2006-10
80 LeCount, Terry, WR, Florida 1979-83; '87
32 Lee, Amp, RB, Florida State 1994-96
19 Lee, Bob, QB/P, Pacific 1969-72; '75-78
37 Lee, Carl, CB, Marshall 1983-93
59 Leman, J, LB, Illinois 2009
59 Leo, Jim, DE, Cincinnati 1961-62
49 Lester, Darrell, RB, McNeese St. 1964
21 Lewis, Dave, RB, Northern Iowa 1987
84 Lewis, Greg, WR, Illinois 2009-10
17 Lewis, Leo, WR, Missouri 1981-91
67 Lichtensteiger, Kory, C, Bowling Green 2001-03
43 Liddiard, Brody, TE/LS, Colorado 2009
73 Linden, Errol, T, Houston 1962-65
61/62 Lindsay, Everett, OL, Mississippi 1993-98; '01-03
21 Lindsey, Jim, RB, Arkansas 1966-72
48 Line, Zach, FB, SMU 2013-16
76 Lingenfelter, Bob, T, Nebraska 1978
55 Livingston, Cliff, LB, UCLA 1962
13 Livingston, Mike, QB, SMU 1980
26 Liwienski, Chris, T/G, Indiana 1998-05
71 Loadholt, Phil, T, Oklahoma 2009-15
12/18 Locke, Jeff, P, UCLA 2013-16
46 Loeffler, Cullen, LS, Texas 2004-14
72 Long, Jake, T, Michigan 2016
8 Longwell, Ryan, K, California 2006-11
38 Louallen, Fletcher, S, Livingston 1987
75/73 Love, DeMarcus, DT, Arkansas 2011-12
25 Love, Terry, S, Murray State 1987
63 Lowdermilk, Kirk, C, Ohio State 1985-92
25 Lowe, Omare, S, Washington 2004
63 Lowe, Vedarian, T, Illinois 2022-
57 Luce, Derrel, LB, Baylor 1979-80
75 Lurtserma, Bob, DE, Western Michigan 1971-76
27 Lush, Mike, S, East Stroudsburg 1986
48 Lynch, Blake, LB, Baylor 2020-21
35 Lynch, James, FB, Maryland 2003
92 Lynch, James, DT, Baylor 2020-
96 Lyon, Billy, DL, Marshall 2003

MMM

39 Mabin, Dylan, CB, Fordham 2020
71 MacDonald, Mark, G, Boston College 1985-88
46 Mackbee, Earsell, CB, Utah St. 1965-69
69 Malano, Mike, G, San Diego St. 2002
69 Mancz, Greg, C, Toledo 2022
75 Manley, James, DT, Vanderbilt 1996-97
17 Mann, Maurice, WR, Washington 2006
4 Manning, Archie, QB, Mississippi 1983-84
4/14 Mannon, Sean, QB, Oregon State 2019-21
91 Manuskay, Greg, LB, Colgate 1991-93
49 Marinaro, Ed, RB, Cornell 1972-75
70 Marshall, Jim, DE, Ohio State 1961-79
48 Marshall, Larry, S, Maryland 1974
55 Martin, Amos, LB, Louisville 1972-76
89 Martin, Billy, TE, Georgia Tech 1968
79 Martin, Chris, LB, Auburn 1984-88
90 Martin, Doug, DE, Washington 1980-89
20 Martin, Steve, DT, Missouri 2004
20 Mason, Tommy, RB, Tulane 1961-66
51 Mata'afa, Hercules, DT, Washington St. 2019-20
2/25 Mattison, Alexander, RB, Boise State 2019-
66 Maurer, Andy, G, Oregon 1974-75
56 Mauti, Michael, LB, Penn State 2013-14
5 May, Chad, QB, Kansas State 1995
88 May, Marc, TE, Purdue 1987
35 Mayberry, Doug, RB, Utah State 1961-62
23 Mayes, Mike, CB, LSU 1991
53 Mays, Kivuusama, LB, North Carolina 1998-99
73 Mays, Stafford, DT, Washington 1987-88
31/21 McCauley, Marcus, CB, Fresno St. 2007-08
32 McClanahan, Brent, RB, Arizona St. 1973-80
96 McClendon, Skip, DE, Arizona St. 1992
15 McCormick, John, QB/P, Massachusetts 1962
84/80 McCullum, Sam, WR, Montana St. 1974-75; '82-83
74 McCurry, Mike, G, Indiana 1987
58 McDaniel, Ed, LB, Clemson 1992-01
64 McDaniel, Randall, G, Arizona St. 1988-99
47 McDermott, Kevin, LS, UCLA 2015-18
88 McDole, Mardye, WR, Mississippi St. 1981-83
34 McDonald, Ramos, CB, New Mexico 1998-99

39 McElhenny, Hugh, RB, Washington 1961-62
60 McElroy, Reggie, T, West Texas St. 1994
55 McGill, Mike, LB, Notre Dame 1968-70
91 McGill, T.Y., DT, North Carolina St. 2021
37 McGriggs, Lamar, S, West. Illinois 1993-94
86 McKeever, Marlin, TE, USC 1967
58 McKenzie, Tyrone, LB, South Florida 2012
74 McKinnie, Bryant, T, Miami (Fla.) 2002-10
21/31 McKinnon, Jerick, RB, Georgia Southern 2014-17
99 McMahon, Jim, QB, BYU 1993
26 McMillian, Audray, CB, Houston 1989-93
12 McMullen, Billy, WR, Virginia 2006
5 McNabb, Donovan, QB, Syracuse 2011
12 McNeil, Tom, P, Stephen F. Austin 1970
54 McNeill, Fred, LB, UCLA 1974-85
60 McQuaid, Dan, T, UNLV 1988
32 McWatters, Bill, RB, North Texas 1964
87 McWilliams, Johnny, TE, USC 2000
44/26 Meadors, Nate, CB, UCLA 2019-20
53 Meamber, Tim, LB, Washington 1985
18 Mercer, Mike, K, Arizona St. 1961-62
57 Merriweather, Mike, LB, Pacific 1989-92
44 Metellus, Josh, S, Michigan 2020-
56 Meylan, Wayne, LB, Nebraska 1970
98 Micech, Phil, DE, Wisconsin-Platteville 1987
21 Michel, Tom, RB, East Carolina 1964
84 Middleton, Dave, WR, Auburn 1961
75 Millard, Keith, DT, Washington St. 1985-91
55/59 Miller, Corey, LB, South Carolina 1999
87 Miller, Kevin, WR, Louisville 1978-80
5 Miller, Larry, QB, Northern Iowa 1987
35 Miller, Robert, RB, Kansas 1975-80
14 Miller, Romaro, QB, Mississippi 2001
64 Million, Ted, G, Duke 1987
21 Mills, Bryan, CB, North Carolina Central 2021
45 Mills, Garrett, TE, Tulsa 2007-09
45 Mills, John Henry, FB, Wake Forest 1999
21 Mincy, Charles, S, Washington 1995
92 Mitchell, Jayme, DE, Mississippi 2006-10
55 Mitchell, Marvin, LB, Tennessee 2012-13
68 Mitchell, Mel, G, Tennessee St. 1980
87 Mitchell, Myron, WR, Ala.-Birmingham 2021
71 Mitrone, Matt, DT, Purdue 2005
79 Mixon, Kenny, DE, LSU 2002-04
90 Molden, Fred, DT, Jackson State 1987
11 Mond, Kellen, QB, Texas A&M 2021
94 Monty, Pete, LB, Wisconsin 2001
1 Moon, Warren, QB, Washington 1994-96
45 Moore, Leonard, RB, Jackson St. 1987
36 Moore, Manfred, RB, USC 1977
30 Moore, Mewelde, RB, Tulane 2004-07
91 Moore, Zach, DE, Concordia-St. Paul 2015
89 Morgan, David, TE, Texas-San Antonio 2016-19
31 Morgan, Don, S, Nevada-Reno 1999-01
35 Morrell, Kyle, S, BYU 1985-86
40 Morris, Jack, CB, Oregon 1961
68 Morris, Mike, C, NE Missouri St. 1991-99
33 Morrow, Harold, RB, Auburn 1996-02
96 Mosley, C.J., Missouri 2005
79 Moss, Eric, OL, Ohio State 1997
84 Moss, Randy, WR, Marshall 1998-04; '10
24 Mostardi, Rich, S, Kent State 1961
86 Mularkey, Mike, TE, Florida 1983-88
77 Mullaney, Mark, DE, Colorado St. 1975-87
12 Mullins, Nick, QB, Southern Mississippi 2022-
86 Mundt, Johnny, TE, Oregon 2022-
24 Munnervyn, Captain, CB, South Carolina 2014-16
31 Munsey, Nelson, CB, Wyoming 1978
88 Murphy, Fred, TE, Georgia Tech 1961
68 Murphy, Kevin, T, Harvard 2013
19 Murphy, Yo, WR, Idaho 1999
3 Murray, Eddie, K, Tulane 1997
25 Murray, Latavius, RB, Central Florida 2017-18
34 Muse, Nick, TE, South Carolina 2022-
74 Myers, Frank, T, Texas A&M 1978-80

NNN

83 Nailor, Jalen, WR, Michigan State 2022-
51/59 Najarian, Pete, LB, Minnesota 1987
15 Nance, Martin, WR, Miami (OH) 2006
59 Nattiel, Mike, LB, Florida 2003-04
28 Ned, Larry, RB, San Diego State 2003-04
17 Nelson, Ben, WR, Saint Cloud State 2004
1 Nelson, Chuck, K, Washington 1986-88
20 Nelson, Darrin, RB, Stanford 1982-89; 91-92
32 Nelson, David, RB, Heidelberg 1984
56 Nelson, Jim, LB, Penn State 2000-02
38 Nelson, Rhett, CB, Colorado State 2003-04
53 Newbill, Richard, LB, Miami (Fla.) 1990
52 Newman, Keith, LB, North Carolina 2004-05
86 Newman, Pat, WR, Utah State 1990
23 Newman, Terence, CB, Kansas State 2015-17
18 Newsome, Harry, P, Wake Forest 1990-93
96 Newton, Tim, DT, Florida 1985-89
91 Ngakoue, Yannick, DE, Maryland 2020
47 Nickerson, Hardy, LB, California 2020
39 Nickerson, Parry, CB, Tulane 2021
71 Niehaus, Steve, DT, Notre Dame 1979
79 Nix, Roosevelt, DT, Cental State 1994

99	Noga, Al, DE, Hawaii	1988-92	88	Rhymes, Buster, WR, Oklahoma	1985-87	95/92	Smith, Fernando, DE, Jackson St.	1994-97, '00
49	Nord, Keith, S, Saint Cloud State	1979-85	1	Ricardo, Benny, K, San Diego St.	1983	87	Smith, Gordon, TE, Missouri	1961-65
97	Norman, Tony, DE, Iowa State	1987	36	Rice, Allen, RB, Baylor	1984-90	91	Smith, Greg, DT, Kansas	1984
90	Northern, Gabe, DE/LB, LSU	2000	18	Rice, Sidney, WR, South Carolina	2007-10	22	Smith, Harrison, S, Notre Dame	2012-
72	Norton, Storm, T, Toledo	2018	89	Richardson, Greg, WR, Alabama	1987-88	84	Smith, Jr., Irv, TE, Alabama	2019-22
85	Novoselsky, Brent, TE, Pennsylvania	1989-94	5	Richardson, Kyle, P, Arkansas St.	2002	43	Smith, Jim, RB, Elon	1987
26	Nwangwu, Kene, RB, Iowa State	2021-	93/90	Richardson, Sheldon, DT, Missouri	2018, '21	90	Smith, Khreem, DE, Oklahoma State	2006
000			49	Richardson, Tony, FB, Auburn	2006-07	79	Smith, Lyman, DT, Duke	1978
89	Obee, Terry, WR, Oregon	1991	37	Riley, Curtis, S, Fresno State	2020	32	Smith, Onterio, RB, Oregon	2003-04
74	O'Brien, Dave, G, Boston College	1963-64	78	Riley, Steve, T, USC	1974-84	57	Smith, Raonall, LB, Washington State	2002-05
96	O'Neal, Andre, LB, Marshall	2001	98	Robbins, Fred, DT, Wake Forest	2000-03	26/20	Smith, Robert, RB, Ohio State	1993-00
75	O'Neill, Brian, T, Pitt	2018-	17	Robinson, Aldrick, WR, SMU	2018	74	Smith, Robert, DE, Grambling	1985
7	O'Sullivan, J.T., QB, Cal-Davis	2005	51	Robinson, Edmond, LB, Newberry	2015-16	47	Smith, Rod, CB, Notre Dame	1996
95	Odenigbo, Ifeadi, DE, Northwestern	2019-20	95	Robinson, Gerald, DE, Auburn	1986-87	83	Smith, Rodney, WR, Florida State	2013-14
24	Offord, Willie, S, South Carolina	2002-05	21	Robinson, Josh, CB, Central Florida	2012-15	74	Smith, Stacey, DE, Michigan	1968-70
55	Onatolu, Kenny, LB, Nebraska-Omaha	2009-11	18	Robinson, Koren, WR, N.C. State	2005	50	Smith, T.J., DT, Arkansas	2021-
69	Ori, Frank, G, Northern Iowa	1987	87	Robinson, Marcus, WR, So. Carolina	2004-06	5	Smith, Tye, CB, Towson	2021
41	Osborn, Dave, RB, North Dakota	1965-75	96	Robison, Brian, DE, Texas	2007-17	40	Smith, Wayne, CB, Purdue	1987
17	Osborn, K.J., WR, Miami (Fla.)	2020-	60	Rodenhauser, Mark, C, Illinois St.	1989	55	Smith, Za'Darius, OLB, Kentucky	2022
31	Osborne, Clancy, LB, Arizona St.	1961-62	29	Rogers, Chris, CB, Howard	1999	15	Smith-Marsette, Ihmir, WR, Iowa	2021
90	Otomewo, Esezi, DL, Minnesota	2022-	58	Rogers, Nick, LB, Georgia Tech	2002-03	27/21	Smoot, Fred, CB, Mississippi State	2005-06
44	Overbaugh, Jeff, TE, San Diego St.	2017	76	Roller, Dave, DT, Kentucky	1979-80	16	Snead, Norm, QB, Wake Forest	1971
89/49/45	Owens, Richard, TE, Louisville	2004-06	44	Rose, George, CB, Auburn	1964-66	44	Snider, Matt, FB, Richmond	2001
PPP			2/18	Rosenfels, Sage, QB, Iowa St.	2009, '11	69	Solomon, Ariel, G, Colorado	1996
88	Page, Alan, DT, Notre Dame	1967-78	75	Rosenthal, Mike, T, Notre Dame	2003-06	54	Solomon, Jesse, LB, Florida State	1986-89
24	Page, Jarrad, S, UCLA	2011	28	Rosnagle, Ted, S, Portland St.	1985, 87	31	Spencer, Willie, RB, no college	1976
22	Palmer, David, WR/RB, Alabama	1994-00	37	Ross, Derek, CB, Ohio St.	2004	44/45	Stackhouse, Charles, FB, Mississippi	2003
51	Palmer, Mitch, LS, Colorado State	2000	68	Rouse, Curtis, G, Tenn.-Chattanooga	1982-86	34	Starks, Tim, CB, Kent State	1987
27	Parker, Anthony, CB, Arizona State	1992-94	89	Rowe, Ray, TE, San Diego State	1994	82	Steele, Robert, WR, North Alabama	1979
81	Parks, Rickey, WR, Ark.-Pine Bluff	1987	47	Rowland, Justin, CB, Tex. Christian	1961	26	Steeple, Robert, CB, Memphis	2013
95	Parry, David, DT, Stanford	2018	54	Rubke, Karl, LB, USC	1961	52	Stein, Bob, LB, Minnesota	1975
80	Paschal, Doug, RB, North Carolina	1980-81	57	Rudd, Dwayne, LB, Alabama	1997-00	3	Stenerud, Jan, K, Montana St.	1984-85
44	Patterson, Cordarrelle, WR, Tennessee	2013-16	82	Rudolph, Kyle, TE, Notre Dame	2011-20	74	Stensrud, Mike, DT, Iowa State	1986
79	Patton, Jerry, DT, Nebraska	1971	65	Ruether, Mike, C, Texas	1994	73	Stepanek, Joe, DT, Minnesota	1987
95	Paup, Bryce, DE, Northern Iowa	2000	75	Russ, Pat, DT, Purdue	1963	93	Stephen, Shamar, DT, Connecticut	2014-17, '19-20
41	Paymah, Karl, CB, Washington State	2009	27	Russell, Brian, S, San Diego State	2002-04	95	Stephens, Mac, LB, Minnesota	1991
31	Payton, Eddie, RB, Jackson State	1980-82	48	Rutland, Reggie, CB, Georgia Tech	1987-92	73	Steussie, Todd, T, California	1994-00
24	Pearson, Jayvise, S, Washington	1993	SSS			28	Stewart, James, RB, Miami (Fla.)	1995
66	Pentecost, John, G, UCLA	1967	12	Salisbury, Sean, QB, USC	1990-94	95	Stewart, Mark, LB, Washington	1983-84
68	Perreault, Pete, G, Long Beach State	1971	73	Samia, Dru, G, Oklahoma	2019-20	27	Stills, Ken, S, Wisconsin	1990
31	Perry, Jason, S, North Carolina State	2002	72	Sams, Ron, C, Pittsburgh	1984	35	Stocker, Luke, TE, Tennessee	2021
22	Pesonen, Dick, CB, Minnesota-Duluth	1961	89	Sanders, Ken, DE, Howard Payne	1980-81	82	Stonebreaker, Steve, LB/TE, Detroit	1962-63
28	Peterson, Adrian, RB, Oklahoma	2007-16	33	Sanford, Jamarca, S, Mississippi	2009-14	94	Strauthers, Thomas, DE, Jackson St.	1989-91
66	Peterson, Ken, C, Utah	1961	22	Sapp, Benny, CB, Northern Iowa	2008-09, '11	53	Strickland, Fred, LB, Purdue	1993
7	Peterson, Patrick, CB, LSU	2021-22	78	Sapp, Bob, G, Washington	1997-98	77	Stringer, Corey, T, Ohio State	1995-00
28	Phillips, Anthony, CB, Texas A&M-Kingsville	1998	59	Sauer, Craig, LB, Minnesota	2000	55	Studwell, Scott, LB, Illinois	1977-90
30	Phillips, Bobby, RB, Virginia Union	1995	97	Sawyer, Talance, DE, UNLV	1999-03	39	Sullivan, Chandon, CB, Georgia State	2022
97	Phillips, Harrison, DL, Stanford	2022-	4	Saxon, Mike, P, San Diego St.	1994-95	65	Sullivan, John, C, Notre Dame	2008-15
82	Phillips, Jim, WR, Auburn	1965-67	78	Scardina, John, T, Lincoln	1987	26	Sumner, Charlie, CB, William & Mary	1961-62
75/79/91	Phillips, Joe, DT, SMU	1986; '99	89	Schenk, Ed, TE, Central Florida	1987	64	Sunde, Milt, G, Minnesota	1964-74
58	Pierce, Michael, DT, Samford	2021	68	Shlottman, Austin, G/C, TCU	2022	41	Surratt, Chazz, LB, North Carolina	2021
22	Pinner, Artose, RB, Kentucky	2006	68	Schmidt, Roy, G, Long Beach St.	1971	69	Sutherland, Doug, DT, Superior St.	1971-81
63	Ploeger, Kurt, DT, Gustavus Adolphus	1987	54	Schmitz, Bob, LB, Montana	1966	72	Sutton, Archie, T, Illinois	1965-67
86	Poage, Ray, TE, Texas	1963	85	Schnelker, Bob, TE, Bowling Green	1961	94	Sverchek, Paul, DT, Cal-Poly SLO	1984
7	Polti, Randy, S, Stanford	1974	60	Schreiber, Adam, C, Texas	1990-93	52	Swain, Bill, LB, Oregon	1964
29	Ponder, Christian, QB, Florida St.	2011-14	53	Schuh, Jeff, LB, Minnesota	1986	29	Swain, John, CB, Miami	1981-84
52	Porter, Ron, LB, Idaho	1973	76	Schwartz, Geoff, G, Oregon	2012	67	Swilley, Dennis, C, Texas AGM	1977-83; 85-87
24	Powell, Art, WR, San Jose St.	1968	41	Scott, Carey, CB, Kentucky St.	2002	TTT		
83	Powers, John, TE, Notre Dame	1966	98	Scott, Darrion, DE, Ohio St.	2004-07	38	Tahi, Naufahu, FB, BYU	2006-10
27	Prater, Shaun, CB, Iowa	2013-15	50	Scott, Randy, LB, Alabama	1987	55	Talley, Darryl, LB, West Virginia	1996
30	Prentice, Travis, RB, Miami (Ohio)	2001	38	Scott, Todd, S, SW Louisiana	1991-94	20	Tankersley, Cordrea, CB, Clemson	2020
79	Prestel, Jim, DT, Idaho	1961-65	13	Scribner, Bucky, P, Kansas	1987-89	44	Tapeh, Thomas, FB, Minnesota	2008
39	Price, Jabari, CB, North Carolina	2014-16	60	Selesky, Ron, C, North Central	1987	10	Tarkenton, Fran, QB, Georgia	1961-66; '72-78
40	Prior, Anthony, CB, Washington St.	1996-97	34	Sendejo, Andrew, S, Rice	2011-19	33	Tate, Ben, RB, Auburn	2014
28	Provost, Ted, CB, Ohio State	1970	57	Sendlein, Robin, LB, Texas	1981-84	28/83	Tate, Robert, CB/WR, Cincinnati	1997-01
83	Pruitt, MyCole, TE, Southern Illinois	2015-16	81	Senser, Joe, TE, West Chester St.	1979-84	33	Tatman, Pete, RB, Nebraska	1967
66	Pyle, Palmer, G, Michigan St.	1964	29	Serwanga, Wasswa, CB, UCLA	2000-01	66	Tausch, Terry, G, Texas	1982-88
QQQ			45	Sharockman, Ed, CB, Pittsburgh	1962-72	29	Taylor, Chester, RB, Toledo	2006-09
4	Quigley, Ryan, P, Boston College	2017	11	Sharpe, Tajae, WR, Massachusetts	2020	90	Taylor, Eric, DE, Memphis	2005
92	Quinn, Kelly, LB, Michigan St.	1987	42	Sharper, Darren, S, William & Mary	2005-08	89	Taylor, Travis, WR, Florida	2005-06
RRR			14	Shaw, George, QB, Oregon	1961	37	Teal, Willie, CB, LSU	1980-86
64	Rabold, Mike, G, Indiana	1961-62	25	Shaw, Terrance, CB, S.F. Austin	2004	67	Teeter, Mike, DT, Michigan	1991
60	Radovich, Drew, T, USC	2008	73	Shay, Jerry, DT, Purdue	1966-67	46	Tennell, Derek, TE, UCLA	1992-93
9	Ramsey, Patrick, QB, Tulane	2010	20	Shelley, Duke, CB, Kansas State	2022	27	Thibodeaux, Keith, CB, Northwestern St.	1999-01
93	Randle, John, DT, Texas A&I	1990-00	59	Sheppard, Ashley, LB, Clemson	1993-95	19	Thielen, Adam, WR, Minnesota State	2014-22
34	Randolph, Al, CB, Iowa	1973	74	Shepherd, Austin, T, Alabama	2015	35	Thomas, Andre, RB, Mississippi	1987
28	Rashad, Ahmad, WR, Oregon	1976-82	29	Sheppard, Lito, CB, Florida	2010	51	Thomas, Broderick, LB, Nebraska	1995
52	Rasmussen, Randy, G, Minnesota	1987-89	35	Sherels, Marcus, CB, Minnesota	2010-19	54/55	Thomas, Dontrarious, LB, Auburn	2004-08
30/41	Raymond, Mistral, S, South Florida	2011-14	43	Sherman, Will, WR, St. Mary's	1961	97	Thomas, Henry, DT, LSU	1987-94
5	Reagor, Jalen, WR, TCU	2022-	81	Shiancoe, Visanthe, TE, Morgan State	2007-11	42/43	Thomas, Orlando, S, SW Louisiana	1995-01
11	Reaves, John, QB, Florida	1979	77	Shields, Lebron, DE, Tennessee	1961	32	Thomas, Roc, RB, Jacksonville State	2018
22	Redwine, Jarvis, RB, Nebraska	1981-83	82/86	Shuler, Mickey, TE, Penn State	2010-11	94	Thornton, John, DT, Cincinnati	1993
27	Reed, Bob, RB, Pacific	1962-63	3	Siemian, Trevor, QB, Northwestern	2018	87/83	Tice, Mike, TE, Maryland	1992-93; '95
62	Reed, Chris, G/C, Minnesota State	2022-	50	Siemon, Jeff, LB, Stanford	1972-82	74	Tilleman, Mike, DT, Montana	1966
91	Reed, D'Aundre, DE, Arizona	2011-12	69	Simkus, Arnold, DT, Michigan	1967	53	Tingelhoff, Mick, C, Nebraska	1962-78
86	Reed, Jake, WR, Grambling	1991-99; '01	75	Simpson, Howard, T, Auburn	1964	51	Tobey, Dave, LB, Oregon	1966-67
32	Reed, Oscar, RB, Colorado St.	1968-74	81	Simpson, Jerome, WR, Coastal Carolina	2012-14	29	Todman, Jordan, RB, Connecticut	2011
73	Rehder, Tom, G, Notre Dame	1992	57	Sims, William, LB, SW Louisiana	1994	94	Tomlinson, Dalvin, DT, Alabama	2021-22
89	Reichow, Jerry, WR, Iowa	1961-64	78/75	Sirles, Jeremiah, T, BYU	2015-17	95	Tonga, Khyiris, DT, BYU	2022-
71	Reiff, Riley, T, Iowa	2017-20	9	Sisson, Scott, K, Georgia Tech	1996	13	Torretta, Gino, QB, Miami (FL)	1993
56	Reilly, Mike, LB, Iowa	1969	35	Slaton, Mark, S, South Dakota	1987	94	Trattou, Justin, DE, Florida	2013-16
83/89	Reisner, Allen, TE, Iowa	2011-12	1/2	Sloter, Kyle, QB, Northern Colorado	2017-18, '21	11	Treadwell, Laquan, WR, Mississippi	2016-19
67/74	Remmers, Mike, T, Oregon State	2013, '17-18	74	Smiley, Larry, DE, Texas Southern	1973	33	Triplett, Mel, RB, Toledo	1961-62
14	Renfroe, Gilbert, QB, Tennessee St.	1990	71	Smith, Andre, T, Alabama	2016	32	Truelove, Tony, RB, Livingston	1987
19	Rentzel, Lance, WR, Oklahoma	1965-66	59	Smith, Cameron, LB, USC	2019	89	Truitt, Olanda, WR, Mississippi St.	1993
7	Revez, Fuad, K, Tennessee	1990-95	30	Smith, Cedric, RB, Florida	1990	59	Trusnik, Jason, LB, Ohio Northern	2015
82	Reynaud, Darius, WR, West Virginia	2008-09	25	Smith, Daryl, CB, North Alabama	1989	98/95	Tuaoilo, Esera, DT, Oregon St.	1992-96
29	Rhodes, Xavier, CB, Florida State	2013-19	24	Smith, Dwight, S, Akron	2006-07			

38	Tucker, Bob, TE, Bloomsburg St.	1977-80	60	Withrow, Cory, C, Washington State	1999-05
27	Turner, John, S, Miami	1978-83;85;87	78	Witzmann, Bryan, T, South Dakota State	2018
24	Turner, Maurice, RB, Utah St.	1984-85	44	Wofford, James, RB, UNLV	2002
61	Turner, Mike, T, Louisiana St.	1987	73	Wolfley, Craig, G, Syracuse	1990-91
U U U					
95	Udeze, Kenechi, DE, USC	2004-08	33	Womack, Jeff, RB, Memphis St.	1987
74	Udoh, Olisaemeka, T/G, Elon	2019-	52	Wong, Kailee, LB, Stanford	1998-01
53	Ulmer, Artie, LB, Valdosta St.	1997	98	Wonnum, D.J., DE, South Carolina	2020-
V V V					
11/15	VanderKelen, Ron, QB, Wisconsin	1963-67	5	Wood, Mike, P, Missouri State	1978
37	Vanhorse, Sean, CB, Howard	1996	23	Woods, Xavier, S, Louisiana Tech	2021
25	Vargo, Larry, S, Detroit	1964-65	99	Wootton, Corey, DE, Northwestern	2014
69	Vaughn, Ruben, DT, Colorado	1984	23	Word, Barry, RB, Virginia	1993
71	Vella, John, T, USC	1980	95	Worthen, Shawn, DT, TCU	2001
63	Vellone, Jim, G, USC	1966-70	59	Wright, Fearon, LB, Rhode Island	2001
59	Vigil, Nick, LB, Utah State	2021	22	Wright, Felix, S, Drake	1991-92
43	Vilain, Luiji, OLB, Wake Forest	2022-	17	Wright, Jarius, WR, Arkansas	2012-17
83	Voigt, Stu, TE, Wisconsin	1970-80	23	Wright, Jeff, S, Minnesota	1971-78
W W W					
88	Waddy, Bill, WR, Colorado	1984	20	Wright, Kenny, CB, Northwestern St.	1999-01
19	Wade, Bobby, WR, Arizona	2007-08	43	Wright, Nate, CB, San Diego St.	1971-80
31	Wagoner, Dan, S, Kansas	1984	14	Wright, Ryan, P, Tulane	2022-
54	Waiters, Van, LB, Indiana	1992	97	Wynms, Ellis, DT, Mississippi St.	2008
39	Walden, Bobby, P, Georgia	1964-67	3	Wynn, Spergon, QB, SW Texas St.	2001
49	Walker, Adam, RB, Carthage	1987	Y Y Y		
26	Walker, Denard, CB, LSU	2003	91	Yakovonis, Ray, DT, E. Stroudsburg	1980-83
41	Walker, Frank, CB, Tuskegee	2010	66	Yankey, David, G, Stanford	2014
34	Walker, Herschel, RB, Georgia	1989-91	52/66	Yarbrough, Eddie, LB, Wyoming	2019-20, '21
6	Walker, Jay, QB, Howard	1996-97	73	Yary, Ron, T, USC	1968-81
93	Walker, Jimmy, DT, Arkansas	1987	50	Yates, Max, LB, Marshall	2003-04
25	Wallace, Jackie, CB, Arizona	1973-74	34	Young, Albert, RB, Iowa	2009-10
11	Wallace, Mike, WR, Mississippi	2015	34	Young, Jim, RB, Queens Ontario	1965-66
3	Walsh, Blair, K, Georgia	2012-16	34	Young, Rickey, RB, Jackson St.	1978-83
81	Walsh, Chris, WR, Stanford	1994-02	72	Youso, Frank, T, Minnesota	1961-62
82	Walters, Troy, WR, Stanford	2000-01	Z Z Z		
72	Ward, John, G/DT, Oklahoma State	1970-75	51	Zaunbrecher, Godfrey, C, LSU	1971-73
59	Warwick, Lonnie, LB, Tenn. Tech	1965-72	65	Zimmerman, Gary, T, Oregon	1986-92
20	Washington, Dewayne, CB, N.C. State	1994-97	15	Zylstra, Brandon, WR, Concordia (MN)	2018
84	Washington, Gene, WR, Michigan State	1967-72			
80	Washington, Harry, WR, Colorado State	1978			
96	Washington, Keith, DE, UNLV	1995			
96	Watts, Armon, DT, Arkansas	2019-21			
58	Watts, Brandon, LB, Georgia Tech	2014-15			
26	Waynes, Trae, CB, Michigan State				
2015-19					
91	Weatherly, Stephen, DE, Vanderbilt	2016-19, '21			
69/73	Webb, J'Marcus, T, West Texas AGM	2013-14			
14	Webb, Joe, QB/WR, UAB	2010-13			
68	Webster, Kevin, C, Northern Iowa	1987			
32	Welborne, Tripp, S, Michigan	1992			
66	Welch, Thomas, T, Vanderbilt	2010			
15	Wells, Mike, QB, Illinois	1973-74			
72	Wentworth, Austin, C, Fresno State	2014			
40	West, Charlie, S, Texas-El Paso	1968-73			
35	West, Ronnie, WR, Pittsburgh State	1992			
12	Westbrook, Dede, WR, Oklahoma	2021			
92	Westbrooks, David, DE, Howard	1990			
37	Wheeler, Leonard, CB, Troy St.	1997			
82	Whitaker, Danta, TE, Miss. Valley State	1992			
27	Whitaker, Ronyell, CB, Virginia Tech	2006-07			
62	White, Brad, DT, Tennessee	1987			
62	White, Ed, G, California	1969-77			
72	White, James, DT, Oklahoma State	1976-83			
97	White, Jose, DT, Howard	1995			
85	White, Sammy, WR, Grambling	1976-86			
51	Whitley, Benton, LB, Holy Cross	2022-			
65	Whittle, Jason, C, SW Missouri State	2006			
85	Wiggins, Jermaine, TE, Georgia	2004-06			
41	Wilcots, Solomon, S, Colorado	1991			
6	Wile, Matt, P, Michigan	2018			
94	Wiley, Chuck, DE, LSU	2002-04			
79	Willekes, Kenny, DE, Michigan State	2021-22			
82	Williams, A.D., WR, Pacific	1961			
98	Williams, Ben, DE, Minnesota	1998			
29	Williams, Brian, CB, North Carolina State	2002-05			
23	Williams, Jeff, RB, Oklahoma State	1966			
58	Williams, Jimmy, LB, Nebraska	1990-91			
93	Williams, Kevin, DT, Oklahoma St.	2003-13			
20	Williams, Madieu, S, Maryland	2008-10			
21/20	Williams, Moe, RB, Kentucky	1996-00;02-05			
94	Williams, Pat, DT, Texas AGM	2005-10			
25	Williams, Tank, S, Stanford	2006-07			
94	Williams, Tony, DT, Memphis	1997-00			
44	Williams, Walt, CB, New Mexico St.	1981-82			
19/82	Williamson, Troy, WR, So. Carolina	2005-07			
80	Willis, Leonard, WR, Ohio State	1976			
59/54	Wilson, Antonio, LB, TX AGM-Comm.	2000-02			
27	Wilson, Brett, RB, Illinois	1987			
24	Wilson, David, S, California	1992			
50	Wilson, Eric, LB, Cincinnati	2017-20			
24	Wilson, Tom, RB, No College	1963			
11	Wilson, Wade, QB, East Texas St.	1981-91			
45	Wilson, Wayne, RB, Shepherd	1986			
26	Winfield, Antoine, CB, Ohio St.	2004-12			
36	Winfrey, Carl, LB, Wisconsin	1971			
60	Winston, Roy, LB, LSU	1962-76			
29	Wise, Phil, S, Nebraska-Omaha	1977-79			
79	Wisne, Jerry, T, Notre Dame	2001			

VIKINGS ALL-TIME DRAFTS

1961 (Drafted 1st)

1. **TOMMY MASON** (1st overall), RB, Tulane
2. **RIP HAWKINS** (15), LB, North Carolina
3. **FRAN TARKENTON** (29), QB, Georgia
4. **CHUCK LAMSON** (43), DB, Wyoming
5. **ED SHAROCKMAN** (57), DB, Pittsburgh
6. **GERALD BURCH** (71), WR, Georgia
7. **ALLEN FERRIE** (85), WR, Wagner
8. **PAUL LINDQUIST** (99), T, New Hampshire
9. **DAN SHEEHAN** (113), T, Tenn.-Chattanooga
10. **DOUG MAYBERRY** (127), RB, Utah
11. **JERRY MAYS** (141), T, SMU
12. **STEVE STONEBREAKER** (155), LB, Detroit
13. **RAYMOND HAYES** (169), RB, Cent. Oklahoma
14. **KEN PETERSON** (183), T, Utah
15. **MIKE MERCER** (197), K, Arizona State
16. **TED KARPOWICZ** (211), RB, Detroit
17. **WILLIE JONES** (225), RB, Purdue
18. **BOB VOIGHT** (239), T, Los Angeles State
19. **BILL HILL** (253), RB, Presbyterian
20. **MIKE MCFARLAND** (267), QB, Western Illinois

1962 (Drafted 2nd)

1. NO CHOICE, traded to New York for George Shaw.
2. NO CHOICE, traded, along with 11th rounder, to Cleveland for Jim Prestel, Jim Marshall, Dick Grecni, Jamie Caleb, Billy Gault and Paul Dickson.
3. **BILL MILLER** (30), WR, Miami
4. **ROY WINSTON** (45), LB, LSU
5. NO CHOICE, traded to New York for Mel Triplett, Bob Schnelker, and B. Schmidt.
6. **LARRY BOWIE** (73), G, Purdue
7. NO CHOICE, traded to Philadelphia in Jerry Reichow trade.
8. **PAUL WHITE** (101), RB, Buffalo
9. **MARSHALL SHIRK** (114), T, UCLA
10. NO CHOICE, traded to Cleveland for Bob Denton.
11. NO CHOICE, traded to Cleveland along with 2nd rounder in 1962.
12. **GARY FALLON** (157), RB, Syracuse
13. **ROGER VAN CLEEF** (170), T, SW Oklahoma
14. **PAT RUSS** (185), T, Purdue
15. **LARRY GUILFORD** (198), RB, Pacific
16. **JOHN CONTOULIS** (213), T, Connecticut
17. **RON STALEY** (226), WR, Wisconsin
18. **JUNIOR HAWTHORNE** (241), T, Kentucky
19. **TOMMY MINTER** (254), RB, Baylor
20. **TERRY CAGAANEN** (269), RB, Utah State

1963 (Drafted 3rd)

1. **JIM DUNAWAY** (3), DT, Mississippi
2. **BOBBY BELL** (16), LB, Minnesota
3. **RAY POAGE** (31), WR, Texas
4. **PAUL FLATLEY** (44), WR, Northwestern
5. **GARY KALTENBACH** (59), G, Pittsburgh
6. NO CHOICE, traded to Cleveland for T. Franckhauser, F. Cox, C. Ferguson and E. Linden.
7. NO CHOICE, traded to New York for Jim Leo.
8. **JIM O'MAHOONEY** (100), LB, Miami
9. **BOB HOOVER** (115), RB, Florida
10. **TERRY KOSENS** (128), RB, Hofstra
11. **JOHN CAMPBELL** (143), LB, Minnesota
12. **JOHN SKLOPAN** (156), RB, Southern Miss.
13. **DAVE O'BRIEN** (171), G, Boston College
14. **RALPH FERRISI** (184), RB, So. Conn. St.
15. **JOHN MURIO** (199), WR, Whitworth
16. **REX MIRICH** (212), T, Arizona. St.-Flagstaff
17. **TOM MUNSEY** (227), RB, Concordia
18. **TOM MCINTYRE** (240), T, St. John's
19. **FRANK HORVATH** (255), RB, Youngstown
20. **MAILON KENT** (268), QB, Auburn

1964 (Drafted 6th)

1. **CARL ELLER** (6), DE, Minnesota
2. **HAL BEDSOLE** (19), TE, USC
3. **GEORGE ROSE** (34), DB, Auburn
4. (A) NO CHOICE, traded to Chicago for Bill Brown.
4. (B) **TOM KEATING** (53), T, Michigan, from N.Y. Giants as part of Hugh McElhenny trade.
5. **JOHN KIRBY** (62), LB, Nebraska
6. **BOB LACEY** (75), WR, North Carolina
7. **WES BRYANT** (90), T, Arkansas
8. **BILL McWATTERS** (103), RB, North Texas St.
9. **DARRELL LESTER** (118), RB, McNeese
10. NO CHOICE, traded to L.A. Rams for Tom Wilson.
11. **H.O. ESTES** (146), G, East Central Okla.
12. **WALTER SANDS** (159), WR, Texas

13. **RUSS VOLLMEYER** (174), DB, Memphis St.
14. **TOM MICHEL** (187), RB, East Carolina
15. **MONTE KIFFIN** (202), T, Nebraska
16. **CARLTON OATES** (215), DE, Florida A&M
17. **JERRY McCLURG** (230), DE, Colorado
18. **CARL ROBINSON** (243), DT, Prairie View
19. **DICK SCHOTT** (258), DE, Louisville
20. **MILT SUNDE** (271), G, Minnesota

1965 (Drafted 8th)

1. **JACK SNOW** (8), WR, Notre Dame
2. (A) **ARCHIE SUTTON** (15), T, Illinois, from N.Y. Giants as part of the Hugh McElhenny trade.
2. (B) **LANCE RENTZEL** (23), RB, Oklahoma
3. NO CHOICE, traded to Pittsburgh for Bob Ferguson.
4. (A) **JIM WHALEN** (51), WR, Boston Coll.
4. (B) **JIM HARRIS** (55), DT, Utah State, from Cleveland for Mike Bundra.
5. NO CHOICE, traded to Detroit for Tom Hall and Bruce Zellmer.
6. **JIM GRISHAM** (79), RB, Oklahoma
7. NO CHOICE, traded to Detroit for Mike Bundra and Larry Vargo.
8. (A) **JOHN HANKINSON** (100), QB, Minnesota, from San Francisco for Roy Williams.
8. (B) **JEFF JORDAN** (107), DB, Tulsa
9. **FRANK McCLENDON** (120), DT, Alabama
10. **JERRY SCHWEIGER** (135), T, Superior St.
11. **JOHN THOMAS** (148), WR, USC
12. **MIKE TILLEMAN** (163), DT, Montana
13. **DAVE OSBORN** (176), RB, North Dakota
14. **MAX LEETZOW** (191), DE, Idaho
15. **PHIL MORGAN** (204), RB, East Tenn.
16. **PAUL LABINSKI** (219), DT, St. John's
17. **VERAN SMITH** (232), LB, Utah State
18. **RICHARD KOTITE** (247), WR, Wagner
19. **ELLIS JOHNSON** (260), RB, SE Louisiana
20. **COSMO IACAVAZZI** (275), RB, Princeton

1966 (Drafted 7th)

1. **JERRY SHAY** (7), DT, Purdue
2. **JIM LINDSEY** (27), RB, Arkansas
3. **DON HANSEN** (42), LB, Illinois
4. **RON ACKS** (57), DB, Illinois
5. (A) **DOUG DAVIS** (72), T, Kentucky
5. (B) **BOB HALL** (76), DB, Brown, from Chicago for Palmer Pyle.
6. (A) **WIBER AYLOR** (83), T, S.W. Texas St., from N.Y. Giants for Bill Swain.
6. (B) NO CHOICE, traded to Detroit for Mike Bundra and Larry Vargo.
7. **BOB MEERS** (106), WR, Massachusetts
8. NO CHOICE, traded to Baltimore for the rights to Larry Kramer.
9. **RON GREEN** (134), WR, North Dakota
10. NO CHOICE, traded to Detroit for Gary Lowe.
11. **STAN QUINTANA** (162), DB, New Mexico
12. **BOB PETRELLA** (181), DB, Tennessee
13. **LARRY MARTIN** (195), T, San Diego St.
14. **HOWARD TWILLEY** (209), WR, Tulsa
15. **HUGH WRIGHT** (223), RB, Adams State
16. **JIM WILLIAMS** (237), DB, Arkansas
17. **MONROE BEARD** (256), WR, Virginia Union
18. **DALE GRECO** (270), T, Illinois
19. **JESSE STOKES** (284), DB, Corpus Christi
20. NO CHOICE, traded to Philadelphia for Billy Ray Barnes.

1967 (Drafted Alternately 8th and 7th)

1. (A) **CLINTON JONES** (2), RB, Michigan State, from NY Giants as part of the Tarkenton trade.
1. (B) **GENE WASHINGTON** (8), WR, Michigan State
1. (C) **ALAN PAGE** (15), DT, Notre Dame. Choice from L.A. Rams for Hal Bedsole, Tommy Mason and 2nd round draft choice in 1967.
2. **BOB GRIM** (28), WR, Oregon State. Choice from N.Y. Giants.
2. NO CHOICE, traded to LA Rams.
3. **EARL DENNY** (61), RB, Missouri
4. **ALVIN COLEMAN** (87), DB, Tenn. A&I
5. **KEN LAST** (115), WR, Minnesota
6. NO CHOICE, traded to Pittsburgh for Phil King.
7. **BOBBY BRYANT** (167), DB, South Carolina
8. NO CHOICE, traded to Pittsburgh for Dave Tobey.
8. **JOHN BEASLEY** (197), TE, California, Choice from Washington.
9. **BILL MORRIS** (219), G, Holy Cross
10. **PETE TATMAN** (244), RB, Nebraska
11. **BOB TRYGSTAD** (271), DT, Washington St.
12. **FRED CREMER** (296), DT, St. John's
13. **CHARLES HARDT** (323), DB, Tulsa
14. **JIM HARGROVE** (348), LB, Howard Payne
15. **JAMES SHEA** (375), DB, E. New Mexico
16. **GENE BEARD** (400), DB, Virginia Union
17. **DICK WAGONER** (427), DB, Bowling Green

1968 (Drafted 6th)

1. (A) **RON YARY** (1), T, USC, Choice from N.Y. Giants as part of Tarkenton trade.
1. (B) NO CHOICE, traded to New Orleans from Gary Cuozzo.
2. **CHARLIE WEST** (33), DB, Texas-El Paso
3. (A) NO CHOICE, traded to Pittsburgh for Brady Keys.
3. (B) **MIKE MCGILL** (76), LB, Notre Dame. Choice from Dallas for Lance Rentzel.
4. **MIKE FREEMAN** (89), DB, Fresno State
5. NO CHOICE, traded to Washington for Bob Breitenstein.
6. **BOB GOODRIDGE** (144), WR, Vanderbilt
7. (A) **OSCAR REED** (167), RB, Colorado State, Choice from Atlanta for Ron VanderKelen.
7. (B) **LENNY SNOW** (171), RB, Georgia Tech
8. **HANK URBANOWICZ** (198), DT, Miami
9. **MIKE DONOHUE** (225), TE, San Francisco
10. **TOM SAKAL** (250), DB, Minnesota
11. **BILL HAAS** (279), WR, Omaha
12. **HOWIE SMALL** (308), C, Rhode Island
13. **DICK WHERRY** (333), WR, Northern St.
14. **DON EVANS** (360), T, Arkansas AM&N
15. **JIM HAYNIE** (387), QB, West Chester St.
16. **LARRY KUCHARICH** (414), DB, Boston Coll.
17. (A) **BOB LEE** (441), QB, Pacific
17. (B) **BILL HULL** (445), G, Tennessee Tech, Choice from Detroit.

1969 (Drafted 17th)

1. NO CHOICE, traded to New Orleans from Gary Cuozzo.
2. (A) **ED WHITE** (39), G, California. Choice from N.Y. Giants as a part of Tarkenton trade.
2. (B) **VOLLY MURPHY** (43), WR, UTEP
3. NO CHOICE, traded to Philadelphia for Phil King.
4. **MIKE McCAFFREY** (95), LB, California
5. (A) **JIM BARNES** (106), G, Arkansas. Choice from Atlanta for Ron VanderKelen.
5. (B) **MIKE O'SHEA** (112), WR, Utah State. Choice from Pittsburgh for Bobby Walden.
5. (C) **CORNY DAVIS** (121), RB, Kansas St.
6. **MARION BATES** (148), DB, Tex. Southern
7. NO CHOICE, traded to Washington along with Marlin McKeever for Paul Krause.
8. **HARRISON WOOD** (199), WR, Washington
9. **TOM FINK** (225), G, Minnesota
10. **TOM McCAULEY** (253), WR, Wisconsin
11. **BRIAN DOWLING** (277), QB, Yale
12. **NOEL JENKE** (303), LB, Minnesota
13. **JIM MOYLAN** (329), DT, Texas Tech
14. **TOMMY HEAD** (355), C, S.W. Texas St.
15. **EUGENE MOSLEY** (381), TE, Jackson St.
16. NO CHOICE, traded to Detroit for 17th choice in 1968.
17. **WENDELL HOUSLEY** (433), DB, Texas A&M

1970 (Drafted 25th)

1. **JOHN WARD** (25), T, Oklahoma State
2. **BILL CAPPLEMAN** (51), QB, Florida St.
3. **CHUCK BURGOON** (77), LB, North Park
4. NO CHOICE, traded to New Orleans for Kent Kramer.
5. **GREG JONES** (129), RB, UCLA
6. NO CHOICE, traded to Pittsburgh for Tony Jeter.
7. **HAP FARBBER** (181), LB, Mississippi
8. **MIKE CARRROLL** (206), G, Missouri
9. **GEORGE MORROW** (233), DE, Mississippi
10. **STU VOIGT** (260), TE, Wisconsin
11. **GODFREY ZAUNBRECHER** (286), C, LSU
12. **JAMES HOLLAND** (311), DB, Jackson St.
13. **ROBERT PEARCE** (337), DB, S.F. Austin
14. **TOM SPINKS** (363), WR, Louisiana Tech
15. **BENNIE FRANCIS** (388), DE, Chadron
16. **BRUCE CERONE** (417), WR, Emporia St.
17. **BRIAN HEALY** (441), DB, Michigan

1971 (Drafted 24th)

1. **LEO HAYDEN** (24), RB, Ohio State
2. NO CHOICE, traded to Philadelphia as part of Norm Snead trade.
3. **EDDIE HACKETT** (76), WR, Alcorn A&M
4. **VINCE CLEMENTS** (102), RB, Connecticut
5. NO CHOICE, Choice traded to Pittsburgh for Kent Nix.
6. NO CHOICE, traded to Philadelphia for Norm Snead.
7. **GENE MACK** (180), LB, Texas-El Paso
8. **JOHN FARLEY** (208), DE, J.C. Smith
9. **TIM SULLIVAN** (232), RB, Iowa
10. **CHRIS MORRIS** (258), G, Indiana
11. **MIKE WALKER** (284), LB, Tulane
12. **REGGIE HOLMES** (310), DB, Stout State
13. **BENNY FRY** (336), C, Houston
14. **JIM GALLAGHER** (362), LB, Yale
15. **JEFF WRIGHT** (388), DB, Minnesota

- GREG EDMONDS (413), WR, Penn State
- KEN DUNCAN (439), P, Tulsa

1972 (Drafted 24th)

- (A) **JEFF SIEMON** (10), LB, Stanford. Choice from New England for Joe Kapp.
- (B) NO CHOICE, traded to NY Giants as a part of Tarkenton trade.
- (A) **ED MARINARO** (50), RB, Cornell
- (A) **BART BUETOW** (59), T, Minnesota, Choice from Green Bay for the rights to Z. Bratkowski.
- (B) NO CHOICE, traded to Philadelphia as part of the Norm Snead trade.
- NO CHOICE, traded to Denver for Al Denson.
- NO CHOICE, traded to LA Rams for Ted Provost.
- AMOS MARTIN** (154), LB, Louisville
- BILL SLATER** (181), DE, Western Michigan
- CALVIN DEMERY** (206), WR, Arizona AGM
- CHARLES GOODRUM** (232), G, Florida AGM
- WILLIE ALDRIDGE** (258), RB, South Carolina St.
- WILLIE MCKELTON** (284), DB, Southern
- BOB BANAUUGH** (310), DB, Montana St.
- FRANKLIN ROBERTS** (336), RB, Alcorn AGM
- MARV OWENS** (361), RB, San Diego St.
- MIKE SIVERT** (388), G, East Tennessee St.
- NEIL GRAFF** (414), QB, Wisconsin
- DICK SCHMALZ** (440), WR, Auburn

1973 (Drafted Alternately 12th, 13th, 14th)

- CHUCK FOREMAN** (12), RB, Miami
- (A) **JACKIE WALLACE** (34), DB, Arizona, Choice from St. Louis in John Gilliam for Gary Cuozzo trade.
- (B) NO CHOICE, Traded to NY Giants as a part of Tarkenton trade.
- JIM LASH** (65), WR, Northwestern
- (A) **MIKE WELLS** (80), QB, Illinois, Choice from Philadelphia in Bill Cappelman trade.
- (B) NO CHOICE, traded to Kansas City for Mike Eischeid.
- BRENT McCLANAHAN** (118), RB, Arizona St.
- (A) **DOUG KINGSRITER** (139), TE, Minnesota, Choice from New Orleans along with 1974 4th choice for Bob Brown.
- (B) **FRED ABBOTT** (143), LB, Florida
- JOSH BROWN** (168), RB, S.W. Texas St.
- CRAIG DARLING** (196), T, Iowa
- LARRY DIBBLES** (221), DE, New Mexico
- (A) **RANDY LEE** (236), P, Tulane, Choice from Philadelphia for Bill Cody.
- (B) **DAVE MASON** (246), DB, Nebraska
- GEARY MURDOCK** (274), T, Iowa State
- ALAN SPENCER** (299), WR, Pittsburg St.
- RON JUST** (324), G, Minot State
- EDDIE BISHOP** (352), DB, Southern
- TONY CHANDLER** (377), RB, Missouri Valley
- LARRY SMILEY** (402), DE, Texas Southern
- DAVE WINFIELD** (429), TE, Minnesota

1974 (Drafted 25th)

- (A) **FRED McNEILL** (17), LB, UCLA, Choice from Atlanta along with Bob Berry for Bob Lee and Lonnie Warwick.
- (B) **STEVE RILEY** (25), T, USC
- (A) **JOHN HOLLAND** (29), WR, Tennessee State. Choice from San Diego along with 3rd choice for C. Jones and C. Gersbach.
- (B) **MATT BLAIR** (51), LB, Iowa State
- (A) **STEVE CRAIG** (64), TE, Northwestern. Choice from San Diego.
- (B) **SCOTT ANDERSON** (77), C, Missouri
- (A) **MIKE TOWNSEND** (86), DB, Notre Dame, Choice from New Orleans as part of Bob Brown trade.
- (B) NO CHOICE, traded to Cincinnati for Steve Lawson.
- (A) **JAMES FERGUSON** (120), DB, Stanford, Choice from Denver along with Rod Sherman for Gene Washington.
- (B) NO CHOICE. Choice from Los Angeles for Charles Stukes. Choice traded to Philadelphia for Ron Porter.
- (C) Choice traded to Baltimore for Charles Stukes in 1973.
- MARK KELLAR** (155), RB, No. Illinois
- FRED TABRON** (181), RB, S.W. Missouri
- BERL SIMMONS** (207), K, TCU
- SAM McCULLUM** (232), WR, Montana St.
- BARRY REED** (259), RB, Peru State
- DAVID BOONE** (285), DE, E. Michigan
- RANDY POLTL** (311), DB, Stanford
- GARY KELLER** (337), DT, Utah
- ALAN DIXON** (363), RB, Harding
- KURT WACHTLER** (389), DT, St. John's
- JOHN GOEBEL** (415), RB, St. Thomas
- EARL GARRETT** (441), DB, Boston State

1975 (Drafted 25th)

- MARK MULLANEY** (25), DE, Colorado St.
- ART RILEY** (52), DT, USC
- NO CHOICE, traded to New Orleans for Andy Maurer
- (A) **HAROLD HENSON** (89), RB, Ohio St. Choice from Detroit for Charlie West.
- (B) **BRUCE ADAMS** (103), WR, Kansas
- ROBERT MILLER** (129), RB, Kansas
- BUBBA BROUSSARD** (155), LB, Houston
- HENRY GREENE** (181), RB, Southern

- JOE HOLLIMON** (207), DB, Arkansas St.
- JOHN PASSANANTI** (233), G, W. Illinois
- NEIL CLABO** (258), P, Tennessee
- IKE SPENCER** (285), RB, Utah
- AUTRY BEAMON** (311), DT, East Texas St.
- MIKE HURD** (336), WR, Michigan State
- MIKE STRICKLAND** (363), RB, E. Michigan
- OLLIE BAKKEN** (388), LB, Minnesota
- TOM GOEDJEN** (414), K, Iowa State
- ADOLPH BELLIZEARE** (441), RB, Penn St.

1976 (Drafted Alternately 25th and 26th)

- JAMES WHITE** (25), DT, Oklahoma State
- SAMMY WHITE** (54), WR, Grambling
- WES HAMILTON** (85), G, Tulsa
- LEONARD WILLIS** (118), WR, Ohio State
- (A) **STEVE WAGNER** (133), DB, Wisconsin. Choice from Atlanta for Oscar Reed.
- (B) **KEITH BARNETTE** (150), RB, Boston Coll.
- TERRY EGERDAHL** (180), WR/DB, Minnesota-Duluth.
- LARRY BRUNE** (206), DB, Rice
- NO CHOICE, traded to New England along with 6th choice in 1977 for Doug Dumler.
- ISAAC HAGINS** (262), WR/RS, Southern
- BILL SALMON** (289), QB, Northern Iowa
- STEVE KRACHER** (318), RB, Montana St.
- ROBERT SPARKS** (345), DB, San Francisco St.
- GARY PAULSON** (372), DE, Colorado St.
- JEFF STAPLETON** (401), T, Purdue
- RON GROCE** (428), RB, Macalester
- RANDY HICKEL** (457), DB, Montana St.
- DICK LUKOWSKI** (484), DT, West Virginia

1977 (Drafted 27th)

- TOMMY KRAMER** (27), QB, Rice
- DENNIS SWILLEY** (55), G, Texas AGM
- TOM HANNON** (83), S, Michigan State
- NO CHOICE, traded to Seattle along with Bob Lurtsema for Ahmad Rashad.
- KEN MOORE** (138), TE, Northern Illinois
- NO CHOICE, traded to New England for Doug Dumler.
- NO CHOICE, traded to Cincinnati for Orlando Nelson.
- CLINT STROZIER** (222), S, USC
- SCOTT STUDDWELL** (250), LB, Illinois
- DAN BEAVER** (278), K, Illinois
- KEITH HERTWIG** (306), WR, Arizona
- JIM KELLEHER** (335), RB, Colorado

1978 (Drafted Alternately 21st, 20th, 24th, 23rd, 22nd)

- RANDY HOLLOWAY** (21), DE, Pittsburgh
- JOHN TURNER** (48), CB, Miami
- WHIP WALTON** (75), LB, San Diego State
- JIM HOUGH** (100), C, Utah State
- NO CHOICE, traded to the NY Giants for Bob Tucker.
- NO CHOICE, traded to San Francisco for Nate Allen.
- NO CHOICE, traded to Philadelphia for Bill Bradley.
- MIKE WOOD** (204), K, S.E. Missouri. Choice from Seattle for Amos Martin and Autry Beamon.
- NO CHOICE, traded to NY Jets for Phil Wise in 1977.
- MIKE DEUTSCH** (240), P, Colorado St.
- HUGHIE SHAW** (272), RB, Texas A&M
- RON HARRIS** (299), RB, Colorado St.
- JEFF MORROW** (326), T, Minnesota

1979 (Drafted Alternately 16th and 17th)

- TED BROWN** (16), RB, North Carolina State
- DAVE HUFFMAN** (43), C, Notre Dame
- Forfeited
- STEVE DILS** (97), QB, Stanford
- JERRY METER** (129), LB, Michigan
- JOE SENSER** (152), TE, West Chester St.
- BOB WINKEL** (181), DT, Kentucky
- NO CHOICE, traded to Baltimore for Frank Myers.
- BILLY DIGGS** (236), WR, Winston-Salem
- NO CHOICE, traded to NY Jets for Phil Wise.
- BRIAN NELSON** (291), WR, Texas Tech
- DAVID STEPHENS** (317), LB, Kentucky

1980 (Drafted Alternately 9th, 10th, 11th)

- DOUG MARTIN** (9), DT, Washington
- (A) **WILLIE TEAL** (30), CB, LSU, Choice from San Francisco for 2nd and 3rd choice in 1980.
- (B) NO CHOICE, traded to San Francisco for 2nd rounder in 1980.
- (A) NO CHOICE, traded to San Francisco for 2nd rounder in 1980.
- (B) **BRENT BOYD** (68), G/C, UCLA, Choice from New Orleans in Steve Riley trade.
- DENNIS JOHNSON** (92), LB, USC
- (A) **DOUG PASCHAL** (121), RB, North Carolina
- (B) **PAUL JONES** (122), RB, California, from New Orleans in Steve Riley trade.
- RAY YAKAVONIS** (148), DE, East Stroudsburg St.
- HENRY JOHNSON** (174), LB, Georgia Tech
- NO CHOICE, traded along with Carl Eller to Seattle for Steve Niehaus.
- DENNIS MOSLEY** (232), RB/WR, Iowa
- KEN BROWN** (258), WR/RS, Nebraska

- SAM HARRELL** (288), RB, East Carolina
- THOMAS LANE** (315), S, Florida AGM

1981 (Drafted Alternately 18th, 17th, 16th)

- NO CHOICE, traded to Baltimore for two 2nd and a 5th round choice in 1981.
- (A) **MARDYE McDOLE** (39), WR, Mississippi, Choice from Baltimore for 1st choice in 1981.
- (B) **ROBIN SENDLEIN** (45), LB, Texas
- (C) **JARVIS REDWINE** (52), RB, Nebraska. Choice from Baltimore.
- NO CHOICE, to New Orleans in Steve Riley trade.
- TIM IRWIN** (74), T, Tennessee, Choice from New England for Chuck Foreman.
- JOHN SWAIN** (101), DB, Miami (Fla.)
- WENDELL RAY** (123), DE, Missouri. Choice from Baltimore.
- NO CHOICE, traded to New Orleans in Steve Riley trade.
- NO CHOICE, traded to Miami for Jim Langer.
- DON SHAVER** (184), RB, Kutztown St.
- WADE WILSON** (210), QB/P, East Texas St.
- NO CHOICE, traded to Seattle for Nick Bebout.
- JAMES MURPHY** (266), WR, Utah State
- WILLIAM STEPHANOS** (293), T, Boston Coll.
- BRIAN WILLIAMS** (320), TE, Southern

1982 (Drafted Alternately 7th, 11th, 10th, 9th, 8th, 7th)

- DARRIN NELSON** (7), RB, Stanford
- TERRY TAUSCH** (39), T, Texas
- NO CHOICE, traded to New Orleans for Tony Galbreath.
- JIM FAHNHORST** (92), LB, Minnesota
- NO CHOICE, traded to Miami for Langer.
- GREG STORR** (147), LB, Boston College
- STEVE JORDAN** (179), TE, Brown
- KIRK HARMON** (206), LB, Pacific
- BRYAN HANNON** (233), S, Tennessee St.
- GERALD LUCEAR** (260), WR, Temple
- CURTIS ROUSE** (286), G, Chattanooga
- HOBSON MILNER** (318), RB, Cincinnati

1983 (Drafted Alternately 19th, 18th, 17th, 16th, 15th)

- JOEY BROWNER** (19), DB, USC
- NO CHOICE, traded to Philadelphia for Charlie Johnson.
- WALKER LEE ASHLEY** (73), LB, Penn St.
- MARK RUSH** (100), RB, Miami (Fla.)
- MARK STEWART** (127), LB, Washington
- MIKE JONES** (159), WR, Tennessee St.
- CARL LEE** (186), DB, Marshall
- NORRIS BROWN** (213), TE, Georgia
- ROD ACHTER** (239), WR, Toledo
- (A) **MELVIN BROWN** (255), DB, Mississippi, Choice from L.A. Rams for Ron Yary.
- (B) **WALTER TATE** (266), C, Tennessee St.
- BRIAN BUTCHER** (298), G, Clemson
- MAURICE TURNER** (325), RB, Utah St.

1984 (Drafted Alternately 13th, 12th, 11th, 15th, 14th)

- KEITH MILLARD** (13), DE, Washington St.
- NO CHOICE, traded to Houston for Archie Manning.
- ALFRED ANDERSON** (67), RB, Baylor
- NO CHOICE, traded to Houston for Dave Casper.
- NO CHOICE, traded to LA Raiders for 5th, 7th, and 11th choices in 1984.
- ALLEN RICE** (140), RB, Baylor, Choice from L.A. Rams.
- DWIGHT COLLINS** (154), WR, Pittsburgh
- (A) **JOHN HAINES** (180), DT, Texas
- (B) **LOYD LEWIS** (196), G, Texas A & I, Choice from L.A. Raiders.
- PAUL SVERCHECK** (208), DT, Cal Poly-SLO
- KEITH KIDD** (235), WR, Arkansas
- JAMES SPENCER** (268), LB, Oklahoma St.
- (A) **EDGAR PICKETT** (295), LB, Clemson
- (B) **LAWRENCE THOMPSON** (308), WR, Miami (Fla.), Choice from LA Raiders.
- MIKE A. JONES** (321), RB, No. Carolina A&T

1985 (Drafted Alternately 2nd, 3rd)

- (A) NO CHOICE, traded to Atlanta for 1st and 3rd choice in 1985.
- (B) **CHRIS DOLEMAN** (4), LB, Pittsburgh. Choice from Atlanta.
- ISSIAC HOLT** (30), CB, Alcorn St.
- (A) **KIRK LOWDERMILK** (59), C, Ohio St.
- (B) **TIM MEAMBER** (60), LB, Washington. Choice from Atlanta.
- (C) **TIM LONG** (66), T, Memphis State, Choice from San Diego for John Turner.
- (A) **GEORGE "Buster" RHYMES** (85), WR, Oklahoma
- (B) **KYLE MORRELL** (106), S, BYU, Choice from LA Rams for Steve Dils.
- MARK MacDONALD** (115), G, Boston College
- (A) **STEVE BONO** (142), QB, UCLA
- (B) **TIM NEWTON** (164), NT, Florida. Choice from L.A. Raiders for Brad Van Pelt.
- NO CHOICE, traded to Green Bay for Jan Stenerud.
- NIKITA BLAIR** (198), LB, Texas El Paso
- JAIME COVINGTON** (227), RB, Syracuse
- JUAN JOHNSON** (254), WR, Langston

- TIM WILLIAMS (283), DB, North Carolina A&T
- BYRON JONES (310), DT, Tulsa

1986 (Drafted Alternately 9th, 8th, 7th, 11th, 10th)

- (A) GERALD ROBINSON (14), DE, Auburn. Choice from San Diego.
- (B) NO CHOICE, traded to San Diego for San Diego's 1st and 3rd choice in 1986.
- (A) NO CHOICE, traded to N.Y. Giants for Gary Zimmerman.
- (B) NO CHOICE, traded to Miami for Anthony Carter.
- (C) Choice from L.A. Raiders for Brad Van Pelt trade to NY Giants for Gary Zimmerman.
- NO CHOICE, traded to San Diego.
- JOE PHILLIPS (93), DT, SMU
- HASSAN JONES (120), WR, Florida St.
- THOMAS ROOKS (147), RB, Illinois
- CARL HILTON (179), TE, Houston
- GARY SCHIPPANG (206), T, West Chester St.
- MIKE SLATON (232), DB, South Dakota
- JOE CORMIER (259), TE/WR, USC
- JOHN ARMSTRONG (286), WR, Richmond
- JESSE SOLOMON (318), LB, Florida St.

1987 (Drafted 16th)

- (A) D.J. DOZIER (14), RB, Penn State. Choice from Miami for 1st and 5th choices in 1987.
- (B) NO CHOICE, traded to Miami.
- RAY BERRY (44), LB, Baylor
- HENRY THOMAS (72), NT, LSU
- REGGIE RUTLAND (100), S, Georgia Tech
- NO CHOICE, traded to Miami.
- GREG RICHARDSON (156), WR/KR, Alabama
- NO CHOICE, traded to Seattle for John Harris.
- RICK FENNEY (211), RB, Washington
- LEONARD JONES (239), S, Texas Tech
- ROBERT RILEY (267), T Indiana
- BRENT PEASE (295), QB, Montana
- KEITH WILLIAMS (323), DT, Florida

1988 (Drafted Alternately 19th, 15th, 16th, 17th, 18th)

- RANDALL McDANIEL (19), G, Arizona St.
- (A) NO CHOICE, to Denver for Denver's 2nd, 4th, and 6th choices in 1988.
- (B) BRAD EDWARDS (54), S, South Carolina, Choice from Denver.
- AL NOGA (71), DT, Hawaii
- (A) NO CHOICE, to New England along with 11th choice in Rich Gannon trade.
- (B) TODD KALIS (108), G, Arizona State. Choice from Denver.
- DARRELL FULLINGTON (124), S, Miami
- (A) NO CHOICE, traded to Miami for Greg Koch.
- (B) DERRICK WHITE (164), CB, Oklahoma. Choice from Denver.
- BRAD BECKMAN (183), TE, Nebraska-Omaha
- JOE CAIN (210), LB, Oregon Tech
- PAUL MCGOWAN (237), LB, Florida State
- BRIAN HABIB (264), DT, Washington
- NORMAN FLOYD (296), S, South Carolina. Choice from New England for 9th rounder in 1989.
- NO CHOICE, traded to New England in Rich Gannon trade.
- NO CHOICE, traded to NY Giants.

1989 (Drafted 24th)

- NO CHOICE, traded to Pittsburgh for Mike Merriweather.
- DAVID BRAXTON (52), LB, Wake Forest
- JOHN HUNTER (80), T, BYU
- DARRYL INGRAM (108), TE, California
- Exercised in 1988 Supplemental Draft for Ryan Bethae, WR, South Carolina.
- JEFF MICKEL (163), T, E. Washington
- BENJI ROLAND (191), NT, Auburn
- ALEX STEWART (219), DE, Cal. State-Fullerton
- NO CHOICE, traded to New England for 11th choice in 1988.
- NO CHOICE, traded to Miami for Greg Koch.
- BRAD BAXTER (303), RB, Alabama State
- (A) SHAWN WOODSON (331), LB, James Madison
- (B) EVERETT ROSS (335), WR/KR, Ohio State, Choice from LA Raiders for 11th choice in 1990.

1990 (Drafted Alternately 23rd, 22nd, 21st)

- NO CHOICE, traded to Dallas in Herschel Walker trade.
- NO CHOICE, traded to Dallas in Herschel Walker trade.
- (A) MIKE JONES (54), TE, Texas A&M, Choice from Dallas in Herschel Walker trade.
- (B) MARION HOBBY (74), DE, Tennessee
- ALONZO HAMPTON (104), CB, Pittsburgh
- (A) REGGIE THORNTON (116), WR, Bowling Green, Choice from San Diego through Dallas in Herschel Walker trade.
- (B) CEDRIC SMITH (131), RB Florida
- NO CHOICE, traded to Dallas in Herschel Walker trade.
- JOHN LEVELIS (188), LB, C.W. Post
- CRAIG SCHLICHTING (214), DE, Wyoming
- TERRY ALLEN (241), RB, Clemson
- (A) PAT NEWMAN (249), WR, Utah St., Choice from Dallas in Herschel Walker trade.

- (B) DONALD SMITH (271), CB, Liberty
- NO CHOICE, traded to LA Raiders for 12th choice in 1989.
- RON GOETZ (324), LB, Minnesota

1991 (Drafted Alternately 12th, 11th, 10th, 9th, 8th, 7th)

- NO CHOICE, traded to Dallas in Herschel Walker trade.
- NO CHOICE, traded to Dallas in Herschel Walker trade.
- (A) CARLOS JENKINS (65), LB, Michigan St.
- (B) JAKE REED (68), WR, Grambling, Choice from Dallas in Herschel Walker trade.
- RANDY BALDWIN (92), RB, Mississippi
- CHRIS THOME (119), C/G, Minnesota
- NO CHOICE, traded to L.A. Raiders.
- TODD SCOTT (163), S, SW Louisiana, Choice from LA Raiders.
- (A) SCOTT REAGAN (179), DT, Humboldt
- (B) TRIPP WELBORNE (180), S, Michigan. Choice from LA Raiders.
- REGGIE JOHNSON (206), DE, Arizona
- GERALD HUDSON (232), RB, Oklahoma State
- BRADY PIERCE (259), T, Wisconsin
- IVAN CAESAR (286), LB, Boston College
- DARREN HUGHES (313), WR, Carson-Newman

1992 (Drafted Alternately 13th, 12th, 15th, 14th)

- NO CHOICE, to Dallas in Herschel Walker trade.
- ROBERT HARRIS (39), DE, Southern. Choice from Seattle in Keith Millard trade.
- NO CHOICE, to Dallas in Herschel Walker trade.
- NO CHOICE, to Dallas in Herschel Walker trade.
- ROY BARKER (98), DT, North Carolina
- ED McDANIEL (125), LB, Clemson
- MIKE GADDIS (152), RB, Oklahoma
- DAVID WILSON (183), S, California
- LUKE FISHER (210), TE, East Carolina
- (A) BRAD JOHNSON (227), QB, Florida St., Choice from Tampa Bay in Jimmy Williams trade.
- (B) RONNIE WEST (237), WR, Pittsburgh St
- BRAD CULPEPPER (264), DT, Florida
- CHARLES EVANS (295), RB, Clark
- JOE RANDOLPH (322), WR, Elon

1993 (Drafted Alternately 21st, 24th, 23rd, 22nd, 21st, 20th)

- ROBERT SMITH (21), RB, Ohio St.
- QADRY ISMAIL (52), WR, Syracuse
- (A) JOHN GERAK (57), G, Penn St., Choice from Seattle in Keith Millard trade.
- (B) GILBERT BROWN (79), DT, Kansas
- ASHLEY SHEPPARD (106), LB, Clemson
- EVERETT LINDSAY (133), T, Mississippi
- NO CHOICE, traded to Washington for George Hinkle and Joe Johnson.
- GINO TORRETTA (192), QB, Miami
- NO CHOICE, traded to San Francisco for Keith Henderson.

1994 (Drafted Alternately 19th, 18th, 17th, 16th, 20th)

- (A) DEWAYNE WASHINGTON (18), CB, North Carolina St. Choice from Denver in Gary Zimmerman trade.
- (B) TODD STEUSSIE (19), T, California
- (A) DAVID PALMER (40), WR/RB, Alabama. Choice from Atlanta in Chris Doleman trade.
- (B) NO CHOICE. Compensation choice to Atlanta in Chris Doleman trade.
- (C) NO CHOICE. To LA Raiders for 2nd and 4th choices in 1994.
- (D) FERNANDO SMITH (55), DE, Jackson St. Choice from L.A. Raiders in exchange of draft picks.
- NO CHOICE. To Pittsburgh in Adrian Cooper trade.
- (A) NO CHOICE. To Houston in W. Moon trade.
- (B) MIKE WELLS (125), DT, Iowa. Choice from LA Raiders in exchange of draft picks.
- (A) SHELLY HAMMONDS (134), CB, Penn State. Choice from Washington in Rich Gannon trade.
- (B) NO CHOICE. To Kansas City in Barry Word trade.
- (A) ANDREW JORDAN (179), TE, Western Carolina. Choice from Denver in Gary Zimmerman trade.
- (B) NO CHOICE. To Pittsburgh in Adrian Cooper trade.
- PETE BERCICH (211), LB, Notre Dame

1995 (Drafted Alternately 24th, 23rd, 25th)

- (A) DERRICK ALEXANDER (11), DE, Florida State. Choice from Denver through Atlanta in Chris Doleman trade.
- (B) KOREY STRINGER (24), T, Ohio State
- (A) ORLANDO THOMAS (42), S, SW Louisiana. Choice from Denver in Gary Zimmerman trade.
- (B) COREY FULLER (55), CB, Florida State
- NO CHOICE. To Houston in Warren Moon trade.
- (A) CHAD MAY (121), QB, Kansas St. Choice from Denver for 4th and 6th choices in 1995.
- (B) NO CHOICE, traded to Denver.
- JAMES STEWART (157), RB, Miami
- (A) NO CHOICE, traded to Denver.
- (B) JOHN SOLOMON (196), LB, Sam Houston State. Choice from NY Giants in Vencie Glenn trade.
- (A) JOSE WHITE (232), DT, Howard
- (B) JASON FISK (243), DT, Stanford. Compensatory Selection.

1996 (Drafted Alternately 16th, 15th, 14th, 17th)

- DUANE CLEMONS (16), LB, California
- JAMES MANLEY (45), DT, Vanderbilt
- MOE WILLIAMS (75), RB, Kentucky
- (A) HUNTER GOODWIN (97), TE, Texas A&M. Choice from Arizona in exchange of draft picks.
- (B) NO CHOICE. Traded to Arizona in exchange of draft picks.
- (A) SEAN BOYD (137), S, North Carolina. Choice from NY Giants in Vencie Glenn trade.
- (B) NO CHOICE. Traded to Arizona in exchange of draft picks.
- NO CHOICE. To NY Giants in Vencie Glenn trade.
- JON MERRILL (223), OL, Duke.

1997 (Drafted Alternately 20th, 19th, 18th, 17th, 21st)

- DWAYNE RUDD (20), LB, Alabama
- TORRIAN GRAY (49), S, Virginia Tech
- STALIN COLINET (78), DE, Boston College
- ANTONIO BANKS (113), CB, Virginia Tech
- TONY WILLIAMS (151), DT, Memphis
- ROBERT TATE (183), WR, Cincinnati
- (A) ARTIE ULMER (220), LB, Valdosta St.
- (B) MATTHEW HATCHETTE (235), WR, Langston. Compensatory Selection.

1998 (Drafted Alternately 21st, 20th, 19th, 18th, 21st)

- RANDY MOSS (21), WR, Marshall
- KAILIE WONG (51), LB, Stanford
- RAMOS McDONALD (80), DB, New Mexico
- KIVUUSAMA MAVS (110), LB, North Carolina
- KERRY COOKS (144), SS, Iowa
- MATT BIRK (173), OT, Harvard
- (A) CHESTER BURNETT (208), LB, Arizona
- (B) TONY DARDEN (225), CB, Texas Tech. Compensatory Selection.

1999 (Drafted 29th)

- (A) DAUNTE CULPEPPER (11), QB, Central Florida. Choice from Washington in Brad Johnson trade.
- (B) DIMITRIUS UNDERWOOD (29), DE, Michigan St.
- (A) JIM KLEINSASSER (44), TE, North Dakota. Choice from Pittsburgh in exchange of draft picks.
- (B) NO CHOICE. Traded to Pittsburgh in exchange of draft picks.
- (A) NO CHOICE. Traded to Pittsburgh in exchange of draft picks.
- (B) NO CHOICE. Traded to New England for Jimmy Hitchcock in 1998.
- (A) KENNY WRIGHT (120), DB, Northwestern St. Choice from Miami for Hunter Goodwin.
- (B) JAY HUMPHREY (125), T, Texas
- (A) NO CHOICE. Traded to Pittsburgh.
- (B) CHRIS JONES (169), LB, Clemson. Compensatory Selection.
- (A) TALANCE SAWYER (185), DL, UNLV. Choice from Tampa Bay through Baltimore for Everett Lindsay.
- (B) ANTICO DALTON (199), LB, Hampton
- NOEL SCARLETT (236), DL, Langston

2000 (Drafted 26th)

- CHRIS HOVAN (26), DT, Boston College
- (A) FRED ROBBINS (55), DT, Wake Forest. Choice from Washington in Brad Johnson trade.
- (B) MICHAEL BOIREAU (56), DE, Miami (Fla.)
- DOUG CHAPMAN (88), RB, Marshall
- (A) ANTONIO WILSON (106), LB, Texas A&M-Commerce. Choice from Baltimore for Everett Lindsay.
- (B) TYRONE CARTER (118), DB, Minnesota
- (A) NO CHOICE. To Washington in Brad Johnson trade.
- (B) TROY WALTERS (165), WR, Stanford
- NO CHOICE. Traded to Baltimore for Everett Lindsay.
- (A) NO CHOICE. Traded to Cleveland with Stalin Colinet for Jerry Ball in 1999. Compensatory Selection.
- (B) MIKE MALANO (240), C, San Diego St. Compensatory Selection.
- (C) GILES COLE (244), TE, Texas A&M-Kingsville. Compensatory Selection.
- (D) LEWIS KELLY (248), OL, South Carolina St. Compensatory Selection.

2001 (Drafted 27th)

- MICHAEL BENNETT (27), RB, Wisconsin
- WILLIE HOWARD (57), DT, Stanford
- (A) ERIC KELLY (69), CB, Kentucky. Choice from New England in exchange of draft picks.
- (B) NO CHOICE. Traded to New England in exchange of draft picks.
- (A) NO CHOICE. Traded to New England in exchange of draft picks.
- (B) SHAWN WORTHEN (130), DT, TCU.
- (C) CEDRIC JAMES (131), WR, TCU.
- PATRICK CHUKWURAH (157), LB, Wyoming

- 6. **CAREY SCOTT** (189), CB, Kentucky State
- 7. **BRIAN CRAWFORD** (225), T, Western Oregon

2002 (Drafted 7th)

- 1. **BRYANT MCKINNIE** (7), T, Miami (Fla.)
- 2. **RAONALL SMITH** (38), LB, Washington St.
- 3. **WILLIE OFFORD** (70), DB, South Carolina
- 4. **(A) BRIAN WILLIAMS** (105), DB, North Carolina State
- 4. (B) ED TA'AMU (132), G, Utah
- 5. NO CHOICE. Traded to Cleveland for Travis Prentice and Sperguson Wynn.
- 6. **NICK ROGERS** (177), LB, Georgia Tech
- 7. **CHAD BEASLEY** (218), DT, Virginia Tech

2003 (Drafted 7th)

- 1. **KEVIN WILLIAMS** (9), DT, Oklahoma State
- 2. **E.J. HENDERSON** (40), LB, Maryland
- 3. **NATE BURLESON** (71), WR, Nevada-Reno
- 4. **ONTERRIO SMITH** (105), RB, Oregon
- 5. NO CHOICE. Traded to Cleveland for Everett Lindsay and Stalin Colinet.
- 6. **(A) EDDIE JOHNSON** (180), P, Idaho State
- 6. **(B) MICHAEL NATTIEL** (190), LB, Florida. Choice from New Orleans for Todd Bouman.
- 7. **KEENAN HOWRY** (221), WR, Oregon

2004 (Drafted 19th)

- 1. (A) NO CHOICE. Traded to Miami in exchange of draft picks.
- 1. **(B) KENECHI UDEZE** (20), DE, USC. Choice from Miami in exchange of draft picks.
- 2. **(A) DONTARRIOUS THOMAS** (48), LB, Auburn. Choice from New Orleans.
- 2. (B) NO CHOICE. Traded to New Orleans for 2a
- 3. (A) NO CHOICE. To Baltimore for 2a.
- 3. **DARRION SCOTT** (88), DE, Ohio State. Choice obtained from Baltimore.
- 4. **(A) NAT DORSEY** (115), T, Georgia Tech
- 4. **(B) MEWELDE MOORE** (119), RB, Tulane. Choice obtained from Miami in exchange of draft picks.
- 5. **ROD DAVIS** (155), LB, Southern Mississippi. Choice obtained from Baltimore.
- 6. **DEANDRE EILAND** (184), DB, South Carolina
- 7. **JEFF DUGAN** (220), TE, Maryland

2005 (Drafted 18th)

- 1. **(A) TROY WILLIAMSON** (7), WR, South Carolina. Choice from Oakland in Randy Moss trade.
- 1. **(B) ERASMUS JAMES** (18), DE, Wisconsin
- 2. **MARCUS JOHNSON** (49), G, Mississippi
- 3. **DUSTIN FOX** (80), S, Ohio State
- 4. **(A) CIATRICK FASON** (112), RB, Florida. Choice from Washington in exchange of picks.
- 4. (B) NO CHOICE. To Washington for 4a.
- 5. NO CHOICE. Traded to Washington in exchange of draft picks.
- 6. **C.J. MOSLEY** (191), DT, Missouri
- 7. **(A) ADRIAN WARD** (219), CB, Texas-El Paso. Choice from Oakland in Randy Moss trade.
- 7. (B) NO CHOICE. To NY Jets in Sam Cowart trade.

2006 (Drafted 17th)

- 1. **CHAD GREENWAY** (17), LB, Iowa
- 2. **(A) CEDRIC GRIFFIN** (48), CB, Texas
- 2. **(B) RYAN COOK** (51), C, New Mexico. Choice from Miami in Daunte Culpepper trade.
- 3. **(C) TARVARIS JACKSON** (64), QB, Alabama State. Choice from Pittsburgh in exchange of picks.
- 3. (A) NO CHOICE. Compensatory selection traded to Pittsburgh in exchange of picks.
- 3. (B) NO CHOICE. Traded to Pittsburgh in exchange of picks.
- 4. (A) Traded to Philadelphia for 4b and G Artis Hicks.
- 4. **(B) RAY EDWARDS** (127), DE, Purdue. Choice from Philadelphia in exchange of draft picks.
- 5. **GREG BLUE** (149), S, Georgia
- 6. NO CHOICE. Traded to Philadelphia for Artis Hicks.
- 7. NO CHOICE. Traded to San Diego for G Toniu Fonoti.

2007 (Drafted 7th)

- 1. **ADRIAN PETERSON** (7), RB, Oklahoma
- 2. (A) NO CHOICE. Pick to Atlanta for 2b and Denver Broncos 4c.
- 2. **(B) SIDNEY RICE** (44), WR, South Carolina. Choice from Atlanta in exchange of draft picks.
- 3. **MARCUS MCCAULEY** (72), CB, Fresno State.
- 4. **(A) BRIAN ROBISON** (102), DE, Texas. Choice from Tampa Bay in exchange of draft picks.
- 4. (B) NO CHOICE. Traded to Tampa Bay for 4a.
- 4. (C) NO CHOICE. Pick from Denver traded back to Denver for 3 choices in 2008.
- 5. **AUNDRAE ALLISON** (146), WR, East Carolina.
- 6. **(A) RUFUS ALEXANDER** (176), LB, Oklahoma. Choice from Denver in exchange of draft picks.
- 6. (B) NO CHOICE. Traded to Tampa Bay for 4a.

- 7. (A) TYLER THIGPEN (217), QB, Coastal Carolina.
- 7. (B) CHANDLER WILLIAMS (233), WR, Florida International. Choice from Denver in exchange of picks.

2008 (Drafted 17th)

- 1. NO CHOICE. Traded to Kansas City for DE Jared Allen.
- 2. **(A) TYRELL JOHNSON** (43), S, Arkansas State. Choice from Carolina in exchange of draft picks.
- 2. (B) NO CHOICE. Traded to Philadelphia for 2a, 5c.
- 3. (A) NO CHOICE. Traded to Kansas City for DE Jared Allen.
- 3. (B) NO CHOICE. Traded to Kansas City for DE Jared Allen.
- 4. NO CHOICE. Traded to Philadelphia in exchange of draft picks.
- 5. **(A) JOHN DAVID BOOTY** (137), QB, USC. Choice from Green Bay in exchange of draft picks.
- 5. (B) NO CHOICE. Traded to Green Bay for 5a.
- 5. **(C) LETROY GUION** (152), DT, Florida State. Choice from Philadelphia in exchange of draft picks.
- 6. (A) NO CHOICE. Traded to Kansas City for Jared Allen and 6b.
- 6. **(B) JOHN SULLIVAN** (187), C, Notre Dame. Choice from Kansas City in exchange of draft picks.
- 6. **(C) JAYMAR JOHNSON** (193), WR, Jackson State. Choice from Jacksonville in Troy Williamson trade.
- 7. (A) Pick from St. Louis traded to Green Bay in exchange of draft picks.
- 7. (B) NO CHOICE. Traded to N.Y. Jets in Brooks Bollinger trade.

2009 (Drafted 22nd)

- 1. **PERCY HARVIN** (22), WR, Florida.
- 2. **PHIL LOADHOLT** (54), T, Oklahoma.
- 3. **ASHER ALLEN** (86), CB, Georgia.
- 4. NO CHOICE. Traded to Houston for QB Sage Rosenfels.
- 5. **(A) JASPER BRINKLEY** (150), LB, South Carolina. Choice from Washington.
- 5. (B) NO CHOICE. Traded to Washington for 5a.
- 6. NO CHOICE. Pick from Washington traded to Philadelphia for Kelly Holcomb.
- 7. (A) Choice from Washington for Erasmus James traded back for 5a.
- 7. **(B) JAMARCA SANFORD** (231), S, Mississippi.

2010 (Drafted 30th)

- 1. NO CHOICE. Traded to Detroit in exchange of draft picks.
- 2. **(A) CHRIS COOK** (34), CB, Virginia. Choice from Detroit in exchange of picks.
- 2. **(B) TOBY GERHART** (51), RB, Stanford. Choice from Houston in exchange of picks.
- 3. NO CHOICE. Traded to Houston for 2B.
- 4. **(A) EVERSON GRIFFEN** (100), DE, USC. Choice from Detroit in exchange of picks.
- 4. (B) NO CHOICE. Traded to Detroit in exchange of draft picks.
- 5. **(A) CHRIS DeGEARE** (161), T, Wake Forest. Compensatory Selection.
- 5. (B) **NATE TRIPLETT** (167), LB, Minnesota.
- 6. **JOE WEBB** (199), QB, UAB.
- 7. **(A) MICKY SHULER** (214), TE, Penn State. Choice from Cleveland through Detroit trade for draft picks.
- 7. **(B) RYAN D'IMPERIO** (237), LB, Rutgers.

2011 (Drafted Alternately 12th, 11th, 9th, 8th, 7th, 13th)

- 1. **CHRISTIAN PONDER** (12), QB, Florida State
- 2. **KYLE RUDOLPH** (43), TE, Notre Dame
- 3. NO CHOICE. Traded to New England for Randy Moss.
- 4. **CHRISTIAN BALLARD** (106), DT, Iowa
- 5. **(A) BRANDON BURTON** (139), CB, Utah
- 5. (B) NO CHOICE. Traded to Cleveland for 6a and 6b.
- 6. **(A) DeMARCUS LOVE** (168), OT, Arkansas. Choice from Cleveland in exchange of picks.
- 6. **(B) MISTRAL RAYMOND** (170), S, South Florida. Choice from Cleveland in exchange of picks.
- 6. **(C) BRANDON FUSCO** (172), C, Slippery Rock
- 6. (D) **ROSS HOMAN** (200), LB, Ohio State. Compensatory Selection.
- 7. **(A) D'AUNDRE REED** (215), DE, Arizona.
- 7. **(B) STEPHEN BURTON** (236), WR, West Texas A&M. Compensatory Selection.

2012 (Drafted 3rd)

- 1. NO CHOICE. Traded to Cleveland in exchange of draft picks.
- 1. **(B) MATT KALIL** (4), T, USC. Choice from Cleveland for 1A.
- 1. **(C) HARRISON SMITH** (29), S, Notre Dame. Choice from Baltimore for 2 and 4A.
- 2. NO CHOICE. Traded to Baltimore for 1C.
- 3. **JOSH ROBINSON** (66), CB, Central Florida
- 4. NO CHOICE. Traded to Baltimore for 1C.
- 4. (B) **JARIUS WRIGHT** (118), WR, Arkansas. Choice from Cleveland for 1A.
- 4. **(C) RHETT ELLISON** (128), TE, USC. Compensatory Selection.

- 4. (D) **GREG CHILDS** (134), WR, Arkansas. Compensatory Selection.
- 5. NO CHOICE. Traded to Detroit for 7C and 4th in '13
- 5. **(B) ROBERT BLANTON** (139), DB, Notre Dame. Choice from Cleveland for 1A.
- 6. (A) NO CHOICE. Traded to Washington for D. McNabb
- 6. **(B) BLAIR WALSH** (175), K, Georgia. Choice from Cleveland in the Jayme Mitchell trade.
- 7. **(A) AUDIE COLE** (210), LB, North Carolina St.
- 7. (B) NO CHOICE. Traded to Tennessee for 7th in '13. Choice from Cleveland for 1A.
- 7. (C) **TREVOR GUYTON** (219), DL, California. Choice from Detroit for 5A.
- 7. (D) NO CHOICE. Traded to Detroit for 5A and 4th in '13. Choice from New England for Randy Moss.

2013 (Drafted 23rd)

- 1. **(A) SHARRIF FLOYD** (23), DT, Florida.
- 1. **(B) XAVIER RHODES** (25), CB, Florida State. Choice from Seattle for Percy Harvin.
- 1. **(C) CORDARRELLE PATTERSON** (29), WR, Tennessee. Choice from New England for 2, 3, 4a, 7c.
- 2. NO CHOICE. Traded to New England for 1C.
- 3. NO CHOICE. Traded to New England for 1C.
- 4. (A) NO CHOICE. Traded to New England for 1C.
- 4. **(B) GERALD HODGES** (120), LB, Penn State.
- 5. **JEFF LOCKE** (155), P, UCLA.
- 6. (A) NO CHOICE. Traded to Tampa Bay for 6B, 7D
- 6. **(B) JEFF BACA** (196), G, UCLA. Choice from Tampa Bay for 6A.
- 7. **(A) MICHAEL MAUTI** (213), LB, Penn State.
- 7. (B) **TRAVIS BOND** (214), G, North Carolina. Choice from Seattle for Percy Harvin.
- 7. (C) NO CHOICE. Traded to New England for 1C. Choice from Tennessee for 7B in 2012.
- 7. (D) **EVERETT DAWKINS** (229), DT, Florida State.

2014 (Drafted 8th)

- 1. (A) NO CHOICE. Traded to Cleveland for 1B and 5A.
- 1. **(B) ANTHONY BARR** (9), LB, UCLA. Choice from Cleveland for 1A.
- 1. **(C) TEDDY BRIDGEWATER** (32), QB, Louisville. Choice from Seattle for 2 and 4.
- 2. NO CHOICE. Traded to Seattle for 1C.
- 3. **(A) SCOTT CRICHTON** (72), DE, Oregon State.
- 3. **(B) JERICK MCKINNON** (96), RB, Georgia Southern. Choice from Seattle for Percy Harvin.
- 4. NO CHOICE. Traded to Seattle for 1C.
- 5. **(A) DAVID YANKEY** (145), G, Stanford. Choice from Cleveland for 1A.
- 5. (B) NO CHOICE. Traded to Carolina for 5C and 7C.
- 5. (C) NO CHOICE. Traded to Atlanta for 6A and 7A.
- 6. **(A) ANTONE EXUM** (182), S, Virginia Tech. Choice from Atlanta for 5C.
- 6. (B) **KENDALL JAMES** (184), CB, Maine.
- 7. **(A) SHAMAR STEPHEN** (220), DT, Connecticut. Choice from Atlanta for 5C.
- 7. **(B) BRANDON WATTS** (223), LB, Georgia Tech.
- 7. **(C) JABARI PRICE** (225), CB, North Carolina. Choice from Carolina for 5B.

2015 (Drafted alternately 11th, 13th, 12th)

- 1. **TRAE WAYNES** (11), CB, Michigan State.
- 2. **ERIC KENDRICKS** (45), LB, UCLA.
- 3. (A) NO CHOICE. Traded to Kansas City for 3b and 6c.
- 3. (B) NO CHOICE. Traded to Detroit for 3c and 5b.
- 3. **(C) DANIELLE HUNTER** (88), DE, LSU. Choice from Detroit for 3b.
- 4. **T.J. CLEMMINGS** (110), T, Pittsburgh.
- 5. (A) NO CHOICE. Traded to Atlanta for 5c and 6a. Choice from Buffalo via Tampa Bay for Matt Cassel.
- 5. **(B) MYCOLE PRUITT** (143), TE, Southern Illinois. Choice from Detroit for 3b.
- 5. **(C) STEFON DIGGS** (146), WR, Maryland. Choice from Atlanta for 5a.
- 5. (D) NO CHOICE. Traded to Miami for Mike Wallace and 7b.
- 6. (A) **TYRUS THOMPSON** (185), T, Oklahoma. Choice from Atlanta for 5a.
- 6. (B) NO CHOICE. Traded to Buffalo for 5a and Matt Cassel.
- 6. **(C) B.J. DuBOSE** (193), DE, Louisville. Choice from Kansas City for 3a.
- 7. **(A) AUSTIN SHEPHERD** (228), T, Alabama.
- 7. **(B) EDMOND ROBINSON** (232), LB, Newberry. Choice from Miami for Mike Wallace.

2016 (Drafted 23rd)

- 1. **LAQUON TREADWELL** (23), WR, Mississippi.
- 2. **MACKENSIE ALEXANDER** (54), CB, Clemson.
- 3. NO CHOICE. Traded to Miami for 6b, 3rd and 4th (Conditional) in 2017.
- 4. **WILLIE BEAVERS** (121), T, Western Michigan.
- 5. **KENTRELL BROTHERS** (160), LB, Missouri (160).
- 6. (A) **MORTIZ BÖHRINGER** (180), WR, No College. Choice from San Francisco for Gerald Hodges.
- 6. (B) NO CHOICE. Traded to Miami for 6d (196) and 7a (227). Choice from Miami for 3rd.
- 6. **(C) DAVID MORGAN** (188), TE, Texas-San Antonio. Choice from Philadelphia for 6d and 7b.
- 6. (D) NO CHOICE. Traded to Philadelphia for 6c (196). Choice from Miami for 6b.
- 7. **(A) STEPHEN WEATHERLY** (227), LB, Vanderbilt. Choice from Miami for 6b.
- 7. (B) NO CHOICE. Traded to Philadelphia for 6c.
- 7. **(C) JAYRON KEARSE** (244), S, Clemson.

2017 (Drafted 14th/15th)

- NO CHOICE. Traded to Philadelphia for QB Sam Bradford in 2016.
- (A) **DALVIN COOK** (41), RB, Florida State. Choice from Cincinnati for 2b and 4c.
- (B) NO CHOICE. Traded to Cincinnati for 2a.
- (A) **PAT ELFLEIN** (70), C, Ohio State. Choice from NY Jets for 3b and 5a.
- (B) NO CHOICE. Traded to NY Jets for 3a.
- (C) NO CHOICE. Traded to Kansas City for 3d, 4d, and 7e. Choice from Miami for 3rd in 2016.
- (D) NO CHOICE. Traded to San Francisco for 4a. Choice from Kansas City for 4c.
- (A) **JALEEL JOHNSON** (109), DT, Iowa. Choice from San Francisco for 3d.
- (B) **BEN GEDEON** (120), LB, Michigan.
- (C) NO CHOICE. Traded to Cincinnati for 2a.
- (D) NO CHOICE. Traded to Philadelphia for 4e and 7c. Choice from Kansas City for 3c.
- (E) NO CHOICE. Traded to Kansas City for 5b and 5c. Choice from Philadelphia for 4c.
- (A) NO CHOICE. Traded to NY Jets for 3a.
- (B) **RODNEY ADAMS** (170), WR, South Florida. Choice from Kansas City for 4e.
- (C) **DANNY ISIDORA** (180), G, Miami. Choice from Kansas City for 4e.
- (A) NO CHOICE. Traded to Washington for 6b and 7a.
- (B) **BUCKY HODGES** (201), TE, Virginia Tech. Choice from Washington for 6a.
- (A) **STACY COLEY** (219), WR, Miami. Choice from San Francisco for 4d.
- (B) **IFEADI ODENIGBO** (220), DE, Northwestern. Choice from Washington for 6a.
- (C) NO CHOICE. Traded to Washington for 6b and 7b. Choice from Philadelphia for 4d.
- (D) ELIJAH LEE (232), LB, Kansas State.
- (E) **JACK TOCHO** (245), CB, North Carolina State. Choice from Kansas City for 3c.

2018 (Drafted 30th)

- MIKE HUGHES** (30), CB, Central Florida.
- BRIAN O'NEILL** (52), T, Pittsburgh.
- NO CHOICE. Traded to Tampa Bay for 4a.
- JALYN HOLMES** (102), DE, Ohio State. Choice from Tampa Bay for 3.
- (A) **TYLER CONKLIN** (157), TE, Central Michigan. Choice from NY Jets for 6a.
- (B) **DANIEL CARLSON** (167), K, Auburn. Choice from NY Jets.
- (A) NO CHOICE. Traded to NY Jets.
- (B) **COLBY GOSSETT** (213), G, Appalachian State.
- (C) **ADE ARUNA** (218), DE, Tulane.
- (A) **DEVANTE DOWNS** (225), LB, California. Choice from NY Jets.
- (B) NO CHOICE. Traded to Seattle.

2019 (Drafted 18th)

- GARRETT BRADBURY** (18), C, North Carolina St.
- IRV SMITH, JR.** (50), TE, Alabama.
- (A) NO CHOICE. Traded to Detroit for 3b.
- (B) **ALEXANDER MATTISON** (102), RB, Boise State. Choice from Baltimore.
- (A) **DRU SAMIA** (114), G, Oklahoma. Choice from Seattle.
- (B) NO CHOICE.
- (C) NO CHOICE. Traded to Seattle for 4a and 6d.
- (A) NO CHOICE. Traded to Denver.
- (B) **CAMERON SMITH** (162), LB, USC. Choice from New England.
- (A) **ARMON WATTS** (190), DT, Arkansas.
- (B) **MARCUS EPPS** (191), DB, Wyoming. Choice from Baltimore.
- (C) **OLISAEMEKA UDOH** (193), T, Elon. Choice from Baltimore.
- (A) **KRIS BOYD** (217), CB, Texas. Choice from NY Jets.
- (B) NO CHOICE. Traded to NY Giants.
- (C) **DILLON MITCHELL** (239), WR, Oregon. Choice from New England.
- (D) **OLABISI JOHNSON** (247), WR, Colorado St.
- (E) **AUSTIN CUTTING** (250), LS, Air Force.

2020 (Drafted 25th)

- (A) **JUSTIN JEFFERSON** (22), WR, LSU. Choice from Buffalo for Stefon Diggs.
- (B) **JEFF GLADNEY** (31), CB, TCU. Choice from San Francisco in exchange of picks.
- EZRA CLEVELAND** (58), T, Boise State.
- CAMERON DANTZLER** (89), CB, Mississippi St.
- (A) **D.J. WONNUM** (117), DE, South Carolina. Choice from San Francisco in exchange of picks.
- (B) **JAMES LYNCH** (130), DE, Baylor. Choice from New Orleans.
- (C) **TROY DYE** (132), LB, Oregon.
- (A) **HARRISON HAND** (169), CB, Temple. Choice from New Orleans.
- (B) **K.J. OSBORN** (176), WR, Miami. Choice from San Francisco.
- (A) **BLAKE BRANDEL** (203), T, Oregon State. Choice from New Orleans.
- (B) **JOSH METTELUS** (205), S, Michigan.
- (A) **KENNY WILLEKES** (225), DE, Michigan State. Choice from NY Jets through Baltimore.
- (B) **NATE STANLEY** (244), QB, Iowa. Choice from Green Bay through Cleveland and New Orleans.
- (C) **BRIAN COLE II** (249), S, Mississippi St.
- (D) **KYLE HINTON** (253), G, Washburn.

2021 (Drafted 14th)

- NO CHOICE (14), Traded to NY Jets for 1, 3a, 3d and 4d.
- CHRISTIAN DARRISAW** (23), T, Virginia Tech. Choice from NY Jets in exchange of picks.
- NO CHOICE. Traded to Jacksonville for Yannick Ngakoue.
- (A) **KELLEN MOND** (66), QB, Texas A&M. Choice from NY Jets in

exchange of picks.

- (B) **CHAZZ SURRATT** (78), LB, North Carolina. Choice from San Francisco in exchange of picks.
- (C) **WYATT DAVIS** (86), G, Ohio State. Choice from NY Jets in exchange of picks.
- (D) **PATRICK JONES II** (90), DE, Pittsburgh. Choice from Baltimore for Yannick Ngakoue.
- (A) **KENE Nwangwu** (119), RB, Iowa State.
- (B) **CAMRYN BYNUM** (125), S, California. Choice from Chicago.
- (C) **JANARIUS ROBINSON** (134), DE, Florida State. Choice from Buffalo.
- (D) NO CHOICE. Traded to Las Vegas in exchange of picks.
- (A) **IHMIR SMITH-MARSETTE** (157), WR, Iowa.
- (B) **ZACH DAVIDSON** (168), TE, Central Missouri. Choice from Pittsburgh through Baltimore for Yannick Ngakoue.
- (A) **JAYLEN TWYMAN** (199), DT, Pittsburgh.
- (B) NO CHOICE. Traded to Arizona for Mason Cole.
- Choice forfeited.

2022 (Drafted 12th)

- (A) NO CHOICE (12). Traded to Detroit for #32, #34 and #66.
- (B) **LEWIS CINE** (32), S, Georgia. Choice from Detroit in exchange of picks.
- (A) No Choice (34). Traded to Green Bay for picks #53 and #59.
- (B) **ANDREW BOOTH, JR.** (42), CB, CLEMSON. Choice from Indianapolis in exchange for picks #53, #77 and 192.
- (C) NO CHOICE (46). Traded to Detroit in exchange for picks #32, #34 and #66.
- (D) NO CHOICE (53). Traded to Indianapolis in exchange of picks.
- (A) **ED INGRAM**, (59), G, LSU. Choice from Green Bay in exchange for pick #34.
- (B) **BRIAN ASAMOAH** (66), LB, Oklahoma. Choice from Detroit in exchange for picks #12 and #46.
- (A) NO CHOICE (77). Traded to Indianapolis in exchange of picks.
- (B) NO CHOICE (117). Traded to NY Jets in exchange for TE Chris Herndon on 9/1/21.
- (C) **AKAYLEB EVANS** (118), CB, Missouri. Choice from Cleveland in exchange for #156 and 2023 4th Round pick.
- (D) NO CHOICE (122). Traded to Las Vegas in exchange of picks.
- (E) NO CHOICE (126). Traded to Las Vegas in exchange of picks.
- (A) NO CHOICE (156). Traded to Cleveland in exchange of picks.
- (B) NO CHOICE (157). Traded to Jacksonville for DE Yannick Ngakoue.
- (C) **ESEZI OTOMEWO** (165), DE, Minnesota. Choice from Las Vegas in exchange of picks.
- (D) **TY CHANDLER** (169), RB, NORTH CAROLINA. Choice from Las Vegas in exchange of picks.
- (A) **VEDERIAN LOWE** (184), T, Illinois. Choice from NY Jets in trade for TE Chris Herndon.
- (B) **JALEN NAILOR** (191), WR, MICHIGAN STATE. Choice from Kansas City in Mike Hughes trade.
- (C) NO CHOICE. Traded to Indianapolis in exchange of picks.
- (A) **NICK MUSE** (227), TE, SOUTH CAROLINA. Choice from Las Vegas in exchange of picks.
- (B) NO CHOICE (233). Traded to Kansas City in exchange of picks.
- (C) NO CHOICE (250). Traded to Las Vegas in exchange of picks.

2023 (Drafted 23rd)

- JORDAN ADDISON** (23), WR, USC.
- No Choice (45). Traded to Detroit for TE T.J. Hockenson.
- (A) NO CHOICE (87). Traded to San Francisco in exchange of picks.
- (B) **MEKHI BLACKMON** (102), CB, USC. Choice from San Francisco for #87.
- (A) NO CHOICE (119). Traded to Kansas City in exchange of picks.
- (B) NO CHOICE (126). Traded to Cleveland in 2022 exchange of picks.
- (C) **JAY WARD** (134), S, LSU. Choice from Kansas City for #119.
- (A) **JAUQUELIN ROY** (141), DT, LSU. Choice from Indianapolis via Las Vegas for #158.
- (B) NO CHOICE (158). Traded to Indianapolis in exchange of picks.
- (C) **JAREN HALL** (164), QB, BYU. Choice from San Francisco for #87.
- (A) NO CHOICE (201). Traded to Houston for Ross Blacklock.
- (B) NO CHOICE (211). Traded to Indianapolis in exchange of picks.
- (A) NO CHOICE (219). Traded to Philadelphia for Jalen Reagor.
- (B) **DeWAYNE McBRIDE** (158), RB, UAB. Choice from San Francisco via Denver for #87.
- (C) NO CHOICE (241). Traded to Denver in exchange of draft picks.



PRO FOOTBALL HALL OF FAME ENSHRINEES



STEVE HUTCHINSON

Guard...6' 4" 313 lbs...Michigan...12 seasons: Seattle Seahawks (2001-05), Minnesota Vikings (2006-11), Tennessee Titans (2012)... Played in 169 regular season games and 8 playoff contests (177 total), starting them all, including 89 regular season and 3 playoffs with the Vikings...Blocked for a 1,000-yard rusher in 11 of 12 seasons...Blocked for NFL's leading rusher twice- Shaun Alexander in 2005 and Peterson in 2008...Blocked for a 100+ rusher in 72 games and a 200+ rusher 3 times, including Peterson setting the NFL record with 296 yards vs. San Diego in 2007... Named to the NFL's Team of the Decade for the 2000s...Earned 1st-Team Associated Press All-Pro 5 times (2003, '05, '07, '08, '09) and 2nd-Team twice (2004, '06) and went to 7 consecutive Pro Bowls (2003-09)... Named to All-Rookie team in 2001...Drafted in 2001, #17 overall, by Seattle...Born November 1, 1977 in Ft. Lauderdale, FL...The 2020 Hall of Fame induction ceremony was postponed until 8/7/21...Other modern era induction class members: Steve Atwater, Isaac Bruce, Edgerrin James, Troy Polamalu.



RANDY MOSS

Wide Receiver...6' 4" 198 lbs...Marshall...14 seasons: Minnesota Vikings (1998-04, '10), Oakland Raiders (2005-06), New England Patriots (2007-10), Tennessee Titans (2010), San Francisco 49ers (2012)...Played in 213 career games with 193 starts, 113 and 108 of those with the Vikings...Ranks 2nd in NFL history with 156 TD catches, 4th with 15,292 yards receiving and 15th with 982 catches...Holds NFL record with 23 TD catches in 2007...Went to 6 Pro Bowls (1998, '99, '00, '02, '03) and earned 4 All-Pro honors (1998, '00, '03, '07)...Named to the NFL's Team of the Decade for the 2000s...NFL AP Offensive Rookie of the Year in 1998 and set NFL record for TD catches by a rookie with 17...Ranks 2nd in NFL history with 10 career 1,000-yard seasons and 3rd with 64 career 100-yard games...Threw 2 career TD passes, scored a punt return TD and had 4 career 2-pt. conversions...Drafted in 1998, #21 overall, by Vikings...Inducted into Pro Football Hall of Fame on August 4, 2018...Born February 13, 1977 in Rand, WV...Presented by Thaddeus Moss...Other induction class members: Bobby Beathard, Robert Brazile, Brian Dawkins, Jerry Kramer, Ray Lewis, Terrell Owens, Brian Urlacher.



MICK TINGELHOFF

Center...6' 2" 237 lbs...Nebraska...17 seasons: Minnesota Vikings (1962-1978)... Played in and started 240 consecutive games, never missing a start in his 17 seasons...Named All-Pro 7 consecutive years...Played in 6 straight Pro Bowls...Named to the 1,000-Yard Club in 1969, honoring the NFL's top blocker...Started at center in four Super Bowls (IV, VIII, IX, XI)...Signed with the Vikings as a rookie free agent in 1962, taking over starting duties at C in the 2nd preseason game until his retirement following the 1978 season...Born May 22, 1940 in Lexington, NE...Died September 11, 2021...Inducted in Vikings Ring of Honor November 25, 2001... Inducted into the Pro Football Hall of Fame on August 8, 2015...Presented by Fran Tarkenton...Other induction class members: Jerome Bettis, Tim Brown, Charles Haley, Bill Polian, Junior Seau, Will Shields and Ron Wolf.



CRIS CARTER

Wide Receiver...6' 3" 210 lbs...Ohio State...16 seasons: Philadelphia Eagles (1987-89), Minnesota Vikings (1990-2001), Miami Dolphins (2002)...Played 234 career games, including 188 games and 177 starts as a Viking...At his retirement in 2002, ranked 2nd in NFL history with 1,101 receptions and 130 TDs...Ended career with 13,899 yards...In 8 consecutive Pro Bowls, 1993-2000...Named 1990s All-Decade...Played on only 2 teams with losing records...Holds Vikings records with 1,004 receptions, 110 TD catches and 12,383 yards...NFL's Walter Payton Man of the Year in 1999 and Byron Whizzer White Award winner from the NFLPA...Named to 50 Greatest Vikings team in 2010...Inducted into Vikings Ring of Honor on September, 14, 2003...Acquired by Vikings off waivers from Philadelphia in 1990...Born November 25, 1965 in Troy, OH...Inducted to Hall of Fame August 3, 2013...Presented by his son, Duron Carter...Other induction class members: Larry Allen, Curley Culp, Jonathan Ogden, Bill Parcells, Dave Robinson, Warren Sapp.



CHRIS DOLEMAN

Defensive End...6' 5" 262 lbs...Pittsburgh...15 seasons: Minnesota Vikings (1985-93, '99), Atlanta Falcons (1994-95), San Francisco (1996-98)...Selected to 8 career Pro Bowls, 6 with Minnesota (1987-90, '92-93) and 1 each with Atlanta ('95) and San Francisco ('97)...Named 1st or 2nd-Team All-Pro 5 times...Named to NFL Team of the Decade for the 1990s...Ranks 5th in NFL history with 150.5 sacks...Played on 4 #1-ranked defenses in the NFL- Minnesota (1988, '89, '93) and San Francisco ('97)...Started all 17 playoff games he was in...Led NFL in 1989 with 21.0 sacks, 2nd in Vikings history...Selected with #4 choice in 1985 NFL Draft...Had 3 losing seasons in his 15-year career...Inducted into Vikings Ring of Honor in 2011...Inducted into the Pro Football Hall of Fame on August 4, 2012...Born October 16, 1961...Died January 28, 2020...Presented by his son, Evan Doleman...Other induction class members: Jack Butler, Demontii Dawson, Cortez Kennedy, Curtis Martin and Willie Roaf.



JOHN RANDLE

Defensive Tackle...6' 1" 283 lbs...Texas A&I...14 seasons: Minnesota Vikings (1990-2000), Seattle Seahawks (2001-03)...Started 6-straight Pro Bowls for the NFC (1993-98) and went to the Pro Bowl with the Seahawks in 2001...Named to All-Decade team for 1990s...Led or tied for the team lead 9 times in his 11 Vikings seasons and had 10+ sacks in 8 straight seasons from 1993-2000... Started 150 of the 176 games he played for the Vikings...Leads all DTs in NFL history with 137.5 career sacks...His 114.0 sacks ranks 3rd in Vikings history and most by DT...Signed with Vikings as an undrafted rookie free agent in 1990...Inducted into College Football Hall of Fame for his Texas A&I career...Born December 12, 1967, in Hearne, TX...Inducted into the Vikings Ring of Honor on November 30, 2008...Inducted into the Pro Football Hall of Fame on August 7, 2010...Presented by John Teerlinck...Other induction class members: Russ Grimm, Rickey Jackson, Dick LeBeau, Floyd Little, Jerry Rice and Emmitt Smith.



RANDALL MCDANIEL

Guard...6' 3" 287 lbs...Arizona State...14 seasons: Minnesota Vikings (1988-99), Tampa Bay Buccaneers (2000-01)...Started 12 consecutive Pro Bowls (1989-2000), setting an NFL record...Started 202 consecutive games in his career...Blocked for five 1,000-yard rushers in his career and four 3,000-yard passers...Earned spot on Pro Football Hall of Fame's Team of the Decade for the 1990s... His 190 games played as a Viking is tied for 7th in team history with offensive tackle Grady Alderman...Selected with the 19th overall pick in the 1988 NFL Draft...Born December 19, 1964, in Phoenix, AZ...Inducted into the Vikings Ring of Honor on December 17, 2006...Inducted August 8, 2009...Presented by O.K. Fulton...Other induction class members: Bob Hayes, Bruce Smith, Derrick Thomas, Ralph Wilson Jr. and Rod Woodson.



GARY ZIMMERMAN

Tackle...6' 6" 294 lbs...Oregon...14 seasons: LA Express (1984-85), Minnesota Vikings (1986-92), Denver Broncos (1993-97)...Played and started 108 games for the Vikings...Played in 184 career NFL games...Named All-Pro 8 times, including 3 with Minnesota in 1988, '89 and '92...Selected to 7 Pro Bowls, including 1987-89, '92 with the Vikings...Originally selected in the 1st round of the 1984 Supplemental Draft by NY Giants and in 1984 USFL Draft by LA Express where he spent 1984 and '85 seasons...Vikings acquired his rights via trade with NY Giants in 1986...Helped Vikings to 1987 NFC Championship game...Traded to Denver in 1993 preseason...Won Super Bowl XXXII with Denver...Named to NFL All-Decade teams for 1980s and 1990s...Born December 13, 1961, in Fullerton, CA...Inducted August 2, 2008...Presented by Pat Bowlen...Other induction class members: Fred Dean, Darrell Green, Art Monk, Emmitt Thomas, Andre Tippett.



CARL ELLER

Defensive End...6' 5" 250 lbs...Minnesota...16 seasons: Minnesota Vikings (1964-1978), Seattle Seahawks (1979)...Played in 209 and started 201 games as a Viking, joining Jim Marshall and Mick Tingelhoff as the only players in team history to start 200+ games...Played in 225 career NFL games...Named All-Pro 5 times, including 4 straight from 1968-71...Played in 6 Pro Bowls, 1968-71, 73-74... Started at left defensive end in four Super Bowls (IV, VIII, IX, XI)...Vikings won the NFC Central in 10 of his final 11 seasons with the team...Vikings career record holder with 130.0 sacks...Had 1+ sacks in team-record 94 career games and is the only Viking to post 15+ sacks in a season multiple times...Selected with the 6th overall pick in the NFL Draft in 1964...Born January 25, 1942, in Winston-Salem, NC...Inducted August 8, 2004...Presented by Regis Eller ...Other induction class members: Bob Brown, John Elway, Barry Sanders.



RON YARY

Tackle...6' 5" 255 lbs...Southern California...15 seasons: Minnesota Vikings (1968-1981), Los Angeles Rams (1982)...Drafted by Minnesota with the 1st overall pick in 1968...Took over the Vikings right tackle spot midway through the 1969 season and was a fixture there for the rest of his career...Was named All-Pro 6 consecutive times...Was All-NFC 8 straight seasons...Played in 7 Pro Bowls...Started at right tackle in Super Bowls IV, VII, IX, XI...Missed only 2 games in his career with injuries due to a broken ankle in 1980 but came back to play with the injury for the rest of the season...His blend of size, speed and strength was unique at the time and ushered in a new era of offensive line play...Born July 16, 1946, in Chicago, IL...Inducted into the Hall of Fame August 4, 2001...Presented by John Michels...Other induction class members: Nick Buoniconti, Marv Levy, Mike Munchak, Jackie Slater, Lynn Swann, Jack Youngblood.



PAUL KRAUSE

Safety...6' 3" 200 lbs...Iowa...16 seasons: Washington Redskins (1964-1967) and Minnesota Vikings (1968-1979)...Second-round pick by Washington Redskins, 1964...Led NFL in interceptions with 12 as a rookie and was named 1st-team All Pro...In his 1st season as a Viking he intercepted passes in 6 consecutive games...Still the all-time NFL leader in interceptions with 81...Also ranks 3rd all-time with 1,185 career yards on interception returns...His 10 interceptions in 1975 remains a club record...Played in 8 Pro Bowls...Started at safety in 4 Super Bowls (IV, VIII, IX, XI)...Voted All-NFL 4 times and All-NFC 5 times...Born February 19, 1942, in Flint, MI...Inducted into the Pro Football Hall of Fame August 1, 1998...Presented by Jerry Burns...Other induction class members: Tommy McDonald, Anthony Munoz, Mike Singletary, Dwight Stephenson.



JIM FINKS

Administrator...Tulsa...22 seasons: Minnesota Vikings (1964-1973), Chicago Bears (1974-1982), New Orleans Saints (1986-1993)... Served as Vikings general manager and vice president...Hired Bud Grant in 1967 from the CFL...Finks helped the Vikings win 5 NFC Central Division crowns...Vikings appeared in Super Bowls IV and VIII under Finks' guidance...Developed Vikings, Bears and Saints, all teams with losing records, into winners...1973 NFL Executive of the Year...Long-time member of the NFL competition committee...Played DB/QB for the Pittsburgh Steelers (1949-1955)...Born August 31, 1927, in St. Louis, MO...Died May 8, 1994...Inducted posthumously into the Hall of Fame July 29, 1995...Represented by his son, Jim Finks, Jr....Presented by Edward W. McCaskey... Other induction class members: Henry Jordan, Steve Largent, Lee Roy Selmon, Kellen Winslow.



BUD GRANT

Head Coach...Minnesota...18 seasons: Minnesota Vikings (1967-1983, 1985)...NFL regular season coaching record 158-96-5...Had 10-12 mark in postseason play...Led Vikings to 11 NFC/NFL divisional championships, claiming titles in 1968-71, 1973-78, 1980... Led team to 1969 NFL title...National Football Conference Champions 1973, 1974, 1976...His Vikings teams played in Super Bowls IV, VIII, IX, XI...First person to be elected to both the Pro Football Hall of Fame and the Canadian Football League Hall of Fame (May 13, 1983)...In 28 seasons as a head coach, won a total of 290 football games...1969 NFL Coach of the Year...Came to the Vikings after a 10-year tenure (102-56-2) with the Winnipeg Blue Bombers in the Canadian Football League...Led Blue Bombers to 6 Western Conference championships...Grant brought the Bombers to 6 Grey Cups, winning the CFL Championship 4 times 1958, 1959, 1961 and 1962...Played 6 years of professional football, 2 with Philadelphia Eagles (1951-52) and 4 with the Winnipeg Blue Bombers (1953-1956)...Holds pro football record for most interceptions in a game with 5 vs. Saskatchewan (10/28/53)...Played 2 seasons with the NBA's Minneapolis Lakers (1949-1951) and won the 1949-50 NBA Championship with a 51-17 record...At an unveiling ceremony on December 1, 2014, the Vikings and the city of Minneapolis honored former Grant with a street named in his honor outside of U.S. Bank Stadium...Born May 20, 1927, in Superior, WI... Died March 11, 2023...Inducted into the Pro Football Hall of Fame July 30, 1994...Presented by Sid Hartman...Other induction class members: Tony Dorsett, Jimmy Johnson, Leroy Kelly, Jackie Smith, Randy White.



ALAN PAGE

Defensive Tackle...6' 4" 225 lbs...Notre Dame... 15 seasons: Minnesota Vikings (1967-1978), Chicago Bears (1978-1981)...Consensus All-America, 1966...First-round pick, 1967...Played in 236 straight games, including 4 Super Bowls (IV, VIII, IX, XI)...Named NFL Most Valuable Player 1971...Four-time NFC Defensive Player of the Year...All NFL/NFC 9 years...Played in 9 Pro Bowls...Career marks: 23 opponent fumble recoveries...Blocked 28 kicks...Recorded 148.5 sacks...Retired justice on the Minnesota Supreme Court...Remains active in the Twin Cities community through the Page Education Foundation...Born August 7, 1945, in Canton, OH...Inducted into the Hall of Fame July 30, 1988...Presented by Minneapolis public schools principal Willarene Beasley...Other HOF induction class members: Fred Biletnikoff, Mike Ditka, Jack Ham.



FRAN TARKENTON

Quarterback...6' 0" 185 lbs...Georgia...18 seasons: Minnesota Vikings (1961-66, 1972-78) New York Giants (1967-1971)...Third-round pick, 1961...An instant star with 4 TD passes coming off the bench to beat the Bears 37-13 in the 1st game in franchise history vs. Chicago (9/17/61)...Dealt to New York Giants in 1967 and back to the Vikings in 1972 in stunning trades...At retirement, led lifetime NFL passers in attempts (6,467), completions (3,686), passing yards (47,003), TD passes (342)...1975 NFL Most Valuable Player...Rushed for 3,674 yards, 32 touchdowns...Led Vikings to 3 Super Bowls (VIII, IX, XI)...A 4-time All-NFL selection...Played in 9 Pro Bowls...Born February 3, 1940, in Richmond, VA...Inducted into Hall of Fame August 2, 1986...Presented by Max Winter...Other induction class members: Paul Hornung, Ken Houston, Willie Lanier, Doak Walker.

OTHERS WHO PLAYED OR COACHED FOR THE VIKINGS IN THE PRO FOOTBALL HALL OF FAME

Player, Position	Inducted HOF
Hugh McElhenny, Halfback, 1961-62	1970
Norm Van Brocklin, Head Coach, 1961-66	1971
Jim Langer, Center, 1980-81	1987
Dave Casper, Tight End, 1983	2002
Jan Stenerud, Kicker, 1984-85	1991
Tony Dungy, Defensive Coordinator, 1992-95	2016
Warren Moon, Quarterback, 1994-96	2006
Emmitt Thomas, Defensive Coordinator, 2000-2001	2008
Morten Andersen, Kicker, 2004	2017
Brett Favre, Quarterback, 2009-10	2016
Mike Singletary, LB Coach, Special Assistant to the Head Coach, 2011-13	1998

MINNESOTA VIKINGS RING OF HONOR

The Ring of Honor recognizes Vikings legends for their contributions to the success of the team on and off the field. Members of the Ring of Honor forever live in Vikings lore.



FRAN TARKENTON

Quarterback...6' 0" 185 lbs...Georgia...18 seasons: Minnesota Vikings (1961-66, 1972-78) New York Giants (1967-1971)...Third-round pick, 1961...An instant star with 4 TD passes coming off the bench to beat the Bears 37-13 in the 1st game in franchise history vs. Chicago (9/17/61)...Dealt to New York Giants in 1967 and back to the Vikings in 1972 in stunning trades...At retirement, led lifetime NFL passers in attempts (6,467), completions (3,686), passing yards (47,003), TD passes (342)...1975 NFL Most Valuable Player...Rushed for 3,674 yards, 32 touchdowns...Led Vikings to 3 Super Bowls (VIII, IX, XI)...A 4-time All-NFL selection...Played in 9 Pro Bowls...Member of 50 Greatest Vikings team named in 2010...Born February 3, 1940, in Richmond, VA...Inducted into the Vikings Ring of Honor on September 9, 1998.



ALAN PAGE

Defensive Tackle...6' 4" 225 lbs...Notre Dame...15 seasons: Minnesota Vikings (1967-1978), Chicago Bears (1978-1981)...First-round pick, 1967, 15th player selected...Played in 236 straight games, including 4 Super Bowls (IV, VIII, IX, XI)...Named NFL Most Valuable Player by Associated Press in 1971, the 1st defensive player to ever win the award...A 4-time NFC Defensive Player of the Year...All NFL/NFC 9 years...Played in nine Pro Bowls...Career marks: 23 opponent fumble recoveries...Blocked 28 kicks...Recorded 148.5 sacks...Leads all Vikings defensive linemen with 1,120 career tackles...Member of 50 Greatest Vikings team named in 2010...Retired in 2013 from the Minnesota Supreme Court...Active in the Twin Cities community through the Page Education Foundation...Born August 7, 1945, in Canton, OH...Inducted into the Vikings Ring of Honor on September 20, 1998.



JIM FINKS

Administrator...Tulsa...22 seasons: Minnesota Vikings (1964-1973), Chicago Bears (1974-1982), New Orleans Saints (1986-1993)...Served as Vikings general manager and vice-president...Hired Bud Grant in 1967 from the CFL...Finks helped the Vikings win 5 NFC Central Division crowns...Vikings appeared in Super Bowls IV and VIII under Finks guidance...Developed Vikings, Bears and Saints, all teams with losing records, into winners...1973 NFL Executive of the Year...Long time member of the NFL competition committee...Played DB/QB for the Pittsburgh Steelers (1949-1955)...Born August 31, 1927, in St. Louis, MO...Died May 8, 1994...inducted Vikings Ring of Honor on October 18, 1998.



BUD GRANT

Head Coach...Minnesota...18 seasons: Minnesota Vikings (1967-1983, 1985)...NFL regular season coaching record 158-96-5...Had 10-12 mark in post-season play...Led Vikings to 11 divisional championships in 1968-71, 1973-78, 1980...Led team to 1969 NFL Title...National Football Conference Champions 1973, 1974, 1976...His Vikings teams played in Super Bowls IV, VIII, IX, XI...First person to be elected to both the Pro Football Hall of Fame and the Canadian Football League Hall of Fame (May 13, 1983)...In 28 seasons as a head coach, won a total of 290 football games...1969 NFL Coach of the Year...Came to the Vikings after 10-year tenure (102-56-2) with the Winnipeg Blue Bombers of the CFL... At an unveiling ceremony on December 1, 2014, the Vikings and the city of Minneapolis honored him by naming a street Bud Grant Way near U.S. Bank Stadium... Played 2 seasons for NBA's Minneapolis Lakers...Born May 20, 1927, in Superior, WI... Died March 11, 2023... Inducted into the Vikings Ring of Honor on November 8, 1998.



PAUL KRAUSE

Safety...6' 3" 200 lbs...Iowa...16 seasons: Washington Redskins (1964-1967) and Minnesota Vikings (1968-1979)...Second-round pick Redskins, 1964...Led NFL in interceptions with 12 as a rookie and was named 1st-team All Pro...In his 1st season as a Viking he intercepted passes in 6 consecutive games...Still the all-time career NFL leader in interceptions with 81... Also ranks 3rd all-time with 1,185 career yards on interception returns...His 10 interceptions in 1975 remains a club record...Played in 8 Pro Bowls...Started at safety in 4 Super Bowls (IV, VIII, IX, XI)...Voted All-NFL 4 times and All-NFC 5 times... Member of 50 Greatest Vikings team named in 2010...Born February 19, 1942, in Flint, MI...Inducted into the Vikings Ring of Honor on November 15, 1998.



FRED ZAMBERLETTI

Athletic Trainer...Iowa...43 seasons: Minnesota Vikings (1961-2003)...The first athletic trainer the Vikings had and continued working with the team as a consultant and team historian until his passing in 2018...Had never missed a Vikings pre-season, regular season, post-season or all-star game until 12/24/11 at Washington, 1,049 consecutive games...Attended his 1,000th Vikings game at Pittsburgh (10/25/09)...Did not miss a day of work in 43 seasons as the trainer with the team...Has won numerous awards in his field, including being named the Professional Athletic Trainer of the Year in 1986 and in 1996 the Vikings staff was honored as the NFL Athletic Training Staff of the Year...Athletic Training Room at TCO Performance Center named in his honor...Born May 28, 1932 in Melcher, IA...Died September 2, 2018...Inducted into the Vikings Ring of Honor on December 20, 1998.

**JIM MARSHALL**

Defensive End...6' 4" 248 lbs...Ohio State...20 seasons: Cleveland Browns (1960) and Minnesota Vikings (1961-1979)...Held NFL record for many years until broken by Brett Favre with 282 consecutive games played and started, 270 of those coming with the Vikings...Ranks 2nd in Vikings history with 127 sacks...Played in 2 Pro Bowls, following the 1968 and '69 seasons...Led or tied for team lead in sacks in each of the Vikings first 6 seasons (1961-66)...Holds NFL and Vikings record with 29 career fumble recoveries...Ranks 8th in Vikings history with 988 career tackles, ranking behind only Alan Page among defensive linemen...Joined fellow Carl Eller, Gary Larsen and Page to form the vaunted Purple People Eaters, one of the top defensive units of their era...Started at DE in 4 Super Bowls (IV, VIII, IX, XI)...Originally a 4th-round draft pick by Cleveland in 1960...Played for Saskatchewan of CFL in 1959... Member of 50 Greatest Vikings team named in 2010...Born December 30, 1937 in Danville, KY...Inducted into the Vikings Ring of Honor on November 28, 1999.

**RON YARY**

Tackle...6' 5" 255 lbs...Southern California...15 seasons: Minnesota Vikings (1968-1981), Los Angeles Rams (1982)...Drafted by Minnesota with the 1st overall pick in 1968...The first OL to be drafted #1 overall in League history...Took over the Vikings RT spot midway through the 1969 season and was a fixture there for the rest of his career...Was named All-Pro 6 consecutive times...Was All-NFC 8 straight seasons...Played in 7 Pro Bowls...Started in Super Bowls IV, VII, IX, XI...Missed only 2 games in his career with injuries due to a broken ankle in 1980... His blend of size, speed and strength was unique when he entered the League and ushered in a new era of offensive line play...Inducted to Pro Football Hall of Fame in 2001...Member of 50 Greatest Vikings team named in 2010...Born July 16, 1946, in Chicago, IL...Inducted into the Vikings Ring of Honor September 9, 2001.

**KOREY STRINGER**

Tackle...6' 5" 335 lbs...Ohio State...6 seasons: Minnesota Vikings (1995-2000)...Drafted by Minnesota with the 24th pick of the 1995 Draft... Took over the Vikings RT spot in the 2nd game of his rookie year and never relinquished the spot...Started 91 of the 93 games he played in the NFL and all 9 playoff games...Selected to the Pro Bowl following the 2000 season...Named a 2nd-Team All-Pro by College and Pro Football Newsweekly following the 1998 season...Named to the All-Rookie team team by College and Pro Football Newsweekly and Football News after starting 15 of 16 games as a rookie..Born May 8, 1974, in Warren, OH...Died August 1, 2001...Inducted into the Vikings Ring of Honor November 19, 2001.

**MICK TINGELHOFF**

Center...6' 2" 237 lbs...Nebraska...17 seasons: Minnesota Vikings (1962-1978)... Played in and started 240 consecutive games, never missing a start in his 17 seasons...Named All-Pro 7 consecutive years...Played in 6 straight Pro Bowls...Named to the 1,000-Yard Club in 1969, honoring the NFL's top blocker...Started at center in four Super Bowls (IV, VIII, IX, XI)...Signed with the Vikings as a rookie free agent in 1962, taking over starting duties at C in the 2nd preseason game and never relinquishing them until his retirement following the 1978 season... Inducted into the Pro Football Hall of Fame on August 8, 2015... Member of 50 Greatest Vikings team named in 2010...Born May 22, 1940 in Lexington, NE... Died September 11, 2021...Inducted into the Vikings Ring of Honor November 25, 2001.

**CARL ELLER**

Defensive End...6' 5" 250 lbs...Minnesota...16 seasons: Minnesota Vikings (1964-1978), Seattle Seahawks (1979)...Played in 209 and started 201 games as a Viking, joining Jim Marshall and Mick Tingelhoff as the only players in team history to start 200+ games...Played in 225 career NFL games...Named All-Pro 5 times, including 4 straight from 1968-71...Played in 6 Pro Bowls, 1968-71, 73-74...Started at LDE in four Super Bowls (IV, VIII, IX, XI)...Vikings won the NFC Central in 10 of his final 11 seasons with the team...Vikings career record holder with 130.0 sacks...Had 1+ sack in Vikings-record 94 career games is the only Viking to post 15+ sacks in a season multiple times...Selected with the 6th overall pick in the NFL Draft in 1964...Inducted to Pro Football Hall of Fame in 2004...Member of 50 Greatest Vikings team named in 2010... Born January 25, 1942 in Winston-Salem, NC...Inducted into the Vikings Ring of Honor November 10, 2002.

**CRIS CARTER**

Wide Receiver...6' 3" 210 lbs...Ohio State...16 seasons: Philadelphia Eagles (1987-1989), Minnesota Vikings (1990-01), Miami Dolphins (2002)...Played in 188 and started 177 games as a Viking, a record among Vikings WRs...Played in 234 career NFL games...Named All-Pro 4 times...Played in 8 straight Pro Bowls, 1993-00...Caught a pass in Vikings-record 111 straight games...Holds Vikings records for catches (1,004), receiving TDs (110) and receiving yards (12,383)...Ranks 2nd in Vikings history with 40 career 100-yard receiving games...Named to NFL's Team of the Decade for the 1990s...Recipient of the Byron "Whizzer" White Award by the NFLPA and the NFL Walter Payton Man of the Year Award in 1999...Claimed by Vikings off waivers from Philadelphia in 1990...Inducted to Pro Football Hall of Fame in 2013...Member of 50 Greatest Vikings team named in 2010...Selected by Philadelphia in 4th round of 1987 supplemental draft...Born November 25, 1965 in Troy, OH...Inducted into the Vikings Ring of Honor September 14, 2003.

**BILL BROWN**

Running Back...5' 11" 230 lbs...Illinois...14 seasons: Chicago Bears (1961), Minnesota Vikings (1962-74)...Ranks 2nd in Vikings history in rushing attempts with 1,627...Tied with Chuck Foreman for 2nd in team history with 52 career rushing TDs...Ranks 4th in Vikings history with 5,757 career rushing yards...Ranks 4th in team history for career combined net yards with 9,237...Selected to 4 Pro Bowls, 1964, '65, '67, '68...Played in Super Bowl IV, VIII and IX...Final game of career was Super Bowl IX vs. Pittsburgh...Led Vikings in rushing 4 times, 1964-66, '68...Led team in receiving in 1964...Played in 180 career games with 111 games started as a Viking, most by a RB in team history...Drafted in 2nd-round by Chicago in 1961...Obtained by Vikings via trade in 1962...Son-in-law is former NFL MVP Rich Gannon...During playing career, spent a 6-week tour visiting troops in Vietnam...Member of 50 Greatest Vikings team named in 2010...Born June 29, 1938 in Mendota, IL... Died November 4, 2018...Inducted into the Vikings Ring of Honor September 26, 2004.

**JERRY BURNS**

Head Coach/Offensive Coordinator...Michigan...24 seasons: Minnesota Vikings (1968-85 Offensive Coordinator, 1986-91 Head Coach)...NFL regular season coaching record 52-43...Had 3-3 mark in postseason play...Served as Vikings' Offensive Coordinator for 18 seasons (1968-85)...Led Vikings to NFC Championship in 1987, earning upset wins over New Orleans and San Francisco along the way...First coach in Vikings history to have a winning record in his 1st season (9-7 in '86)...As offensive coordinator, helped Vikings to 4 Super Bowl appearances and 11 Central Division titles...Was part of 15 playoff teams during his 24 seasons with Minnesota...Coached in Super Bowl I and II with Green Bay as their defensive backs coach (1966-67)...Head coach at University of Iowa from 1961-65...Played QB for Michigan on 1950 Rose Bowl team...Born January 27, 1927, in Detroit, MI...Died May 12, 2021...Inducted into the Vikings Ring of Honor on November 6, 2005.

**RANDALL MCDANIEL**

Guard...6' 3" 287 lbs...Arizona State...14 seasons: Minnesota Vikings (1988-99), Tampa Bay Buccaneers (2000-01)...Started 12 consecutive Pro Bowls (1989-2000), setting an NFL record...Started 202 consecutive games in his career...Blocked for five 1,000-yard rushers in his career and four 3,000-yard passers...Earned spot on Pro Football Hall of Fame's Team of the Decade for the 1990s...His 190 games played as a Viking is tied for 7th in team history with offensive tackle Grady Alderman...Inducted to Pro Football Hall of Fame in 2009...Selected with the 19th overall pick in the 1988 NFL Draft Member of 50 Greatest Vikings team named in 2010...Born December 19, 1964, in Phoenix, AZ...Inducted into the Vikings Ring of Honor on December 17, 2006.

**CHUCK FOREMAN**

Running Back...6' 2" 210 lbs...Miami (Fla.)...8 seasons: Minnesota Vikings (1973-79), New England Patriots (1980)...Named to 5 straight Pro Bowls (1973-77)...Team's 4th-leading all-time rusher with 5,879 yards and tied for 2nd in team history with 52 rushing TDs...Named NFC Rookie of the Year in 1973...Integral part in the Vikings' appearance in 3 Super Bowls...Posted 17 career 100-yard games...Selected with the 12th overall pick in the 1973 NFL Draft... Member of 50 Greatest Vikings team named in 2010...Born October 26, 1950, in Frederick, MD...Inducted into the Vikings Ring of Honor on September 30, 2007.

**JOHN RANDLE**

Defensive Tackle...6' 1" 283 lbs...Texas A&I...14 seasons: Minnesota Vikings (1990-2000), Seattle Seahawks (2001-03)...Inducted into the Pro Football Hall of Fame on August 7, 2010...Started 6-straight Pro Bowls for the NFC (1993-98) and went to the Pro Bowl with the Seahawks in 2001...Named to NFL Team of the Decade for the 1990s...Led or tied for the team lead 9 times in his 11 Vikings seasons and had 10+ sacks in 8 straight seasons from 1993-2000...Started 150 of the 176 games he played for the Vikings...His 114.0 sacks ranks 3rd in Vikings history and most by DT...Signed as an undrafted free agent in 1990...Inducted into College Football Hall of Fame for his Texas A&I career... Member of 50 Greatest Vikings team named in 2010...Born December 12, 1967, in Hearne, TX...Inducted into the Vikings Ring of Honor on November 30, 2008.

**SCOTT STUDWELL**

Linebacker...6' 2" 230 lbs...Illinois...42 seasons: Minnesota Vikings player (1977-1990), staff/personnel (1991-2019)...Spent 28 seasons as a member of the Vikings scouting department, serving as the Director of College Scouting beginning in 2002...Member of the Vikings' 25th and 40th Anniversary All-Time Teams and 50 Greatest Vikings team named in 2010...Holds team records for career tackles (1,981), season tackles (230 in 1981) and tackles in a game (24 vs. Detroit in 1985)...Has 2nd-most tackles with one organization in NFL history (Ray Lewis)...Participated in 202 games and 12 playoff games...Pro Bowler in 1987 and '88...Ed Block Courage Award winner in 1987...Drafted in the 9th round from Illinois in 1977...Named to Illinois' All-Century Team in 1990...Born August 27, 1954, in Evansville, IN...Inducted into the Vikings Ring of Honor on November 29, 2009.

**CHRIS DOLEMAN**

Defensive End...6' 5" 262 lbs...Illinois...15 seasons: Minnesota Vikings (1985-93, '99), Atlanta Falcons (1994-95), San Francisco 49ers (1996-98)...Ranks 4th in NFL history with 150.5 career sacks...Selected to 8 Pro Bowls, 6 with the Vikings (1987-90, '92-93) and 1 each with Atlanta and San Francisco...Named to NFL's Team of the Decade for 1990s...Led NFL with 21.0 sacks in 1989, tied for the 4th-most in NFL history in a single season and 2nd in Vikings history...Originally selected with #4 overall pick in 1985 Draft by Vikings...Played and started 17 career playoff games...Member of 50 Greatest Vikings team named in 2010...Born October 16, 1961, in Indianapolis, IN...Died January 28, 2020...Inducted into the Vikings Ring of Honor on November 14, 2011.

**MATT BLAIR**

Linebacker...6' 5" 232 lbs...Iowa State...12 seasons: Minnesota Vikings (1974-85)...Played in 160 career games (130 starts) for the Vikings and still ranks 2nd in team history with 1,452 career tackles... Was a part of Vikings playoff teams in six of his opening seven seasons with the team and played on the Vikings Super Bowl IX and XI teams...Named to 6 straight Pro Bowls from 1977-82 and was selected All-Pro in 1982...Holds the Vikings record with 20 blocked kicks, notching 2 blocks in a single game 3 times...His 23.0 sacks and 16 INTs also rank as the most by a Vikings LB...Only Scott Studwell and Roy Winston played more games as at LB...Originally a 2nd round draft pick (#51) in 1974...Member of 50 Greatest Vikings team...Born September 20, 1950 in Hilo, Hawaii...Died October 22, 2020...Inducted into Vikings Ring of Honor on October 25, 2012.

**JOEY BROWNER**

Safety...6' 2" 221 lbs...Southern California...10 seasons: Minnesota Vikings (1983-91), Tampa Bay Buccaneers (1992)...Played in 138 games as a Viking, the 2nd-most by a DB...His 37 career INTs are 4th in team history...Posted 1,098 career combined defensive and special teams stops (987 defensive, 111 special teams)...His 9.5 career sacks are the most by a Vikings DB, his 18 career forced fumbles leads all Vikings DBs, his total tackles are 5th by a Viking and #1 by a Vikings DB...Went to 6 straight Pro Bowls from 1985-90...3-time AP All-Pro honoree...Named to the NFL's Team of the Decade for the 1980s...Member of the 50 Greatest Vikings team...Named to All-Metrodome Team in 2013...Led the team in tackles in 1986 and '87 and was a key element to the Vikings ranking #1 in NFL total defense in 1988 and '89...Drafted in 1983, the 1st Vikings DB to be drafted in the 1st round... Born May 15, 1960 in Warren, Ohio...Inducted in the Vikings Ring of Honor on October 27, 2013.



RANDY MOSS

Wide Receiver...6' 4" 198 lbs...Marshall...14 seasons: Minnesota Vikings (1998-04, '10), Oakland Raiders (2005-06), New England Patriots (2007-10), Tennessee Titans (2010), San Francisco 49ers (2012)...Played in 213 career games with 193 starts, 113 and 108 of those with the Vikings...Ranks 2nd in NFL history with 156 TD catches and 3rd with 15,292 yards receiving and ranks 2nd in Vikings history for receptions (587), yards (9,316) and receiving TDs with 92...Holds NFL record with 23 TD catches in 2007...Went to 6 Pro Bowls, including 5 with the Vikings (1998, '99, '00, '02, '03) and earned 3 of his 4 career All-Pro honors as a Viking (1998, '00, '03)...NFL's Team of the Decade for the 2000s...Member of the 50 Greatest Vikings team...NFL Rookie of the Year in 1998 and set NFL record for TD catches by a rookie with 17...Tied Vikings season record with 17 TDs twice...Holds Vikings record with 41 career 100-yard receiving games and ranks 2nd in NFL history with 64...Ranks 2nd in NFL history with 10 career 1,000-yard seasons and ranks 2nd in Vikings history with 6...Drafted in 1998, was the 21st selection of the 1st round...Born February 13, 1977 in Rand, West Virginia...Inducted in the Ring of Honor on September 11, 2017...Inducted to Pro Football Hall of Fame in 2018.



AHMAD RASHAD

Wide Receiver...6' 2" 200 lbs...Oregon...10 seasons: St. Louis Cardinals (1972-73), Buffalo Bills (1974-75) Minnesota Vikings (1976-82)...Played in 98 games with 95 starts as a Viking...The 1st Vikings WR to notch back-to-back 1,000-yard seasons in 1979-80...Went to 4 straight Pro Bowls as a Viking from 1978-81 and was Pro Bowl MVP in 1978...Holds Vikings record with 4 receiving TDs in a game, set vs. San Francisco (9/2/79)...Led Vikings in receiving in 1977, '79 and '80, leading the NFC in 1977 and '79...Tied with Randy Moss for 2nd in Vikings history with 6 seasons of 50+ receptions, trailing only Cris Carter's 11...As a Viking, caught 400 passes for 5,489 yards and 34 TDs...Hauled in 46-yard Hail Mary pass from Tommy Kramer to beat the Cleveland Browns as time expired at Met Stadium (12/14/80) and secure a Vikings playoff berth...Member of the 50 Greatest Vikings team...Drafted in 1972, was the 4th selection of the 1st round...Born November 19, 1949 in Portland...Inducted in the Vikings Ring of Honor on October 1, 2017.



DENNIS GREEN

Head Coach...Iowa...13 seasons: Minnesota Vikings (1992-2001), Arizona Cardinals (2004-06)...Coached 171 regular season and playoff games with the Vikings, going 101-70, including 97-62 mark in regular season play, the 2nd-most wins in franchise history behind Bud Grant...Earned 8 playoff berths in 10 seasons and suffered 1 losing season...Won the NFC Central title 4 times- 1992, '94, '98 and '00...Advanced to NFC Championship Game in 1998 and 2000...Named Coach of the Year in 1998 by Sports Illustrated and Maxwell Club and in 1992 by Washington Touchdown Club...Pioneered the "Community Tuesday" concept to get players involved in charitable endeavors on their day off during the season, a concept that spread across the NFL and has been adopted league-wide...Served as head coach at Northwestern (1981-85) and Stanford (1989-91)...Native of Harrisburg, PA...Born February 17, 1949...Died July 21, 2016...Inducted into Vikings Ring of Honor September 23, 2018.



STEVE JORDAN

Tight End...Brown...13 seasons: Minnesota Vikings (1982-94)...Played in 176 games for the Vikings with 149 starts...Originally selected in the 7th round (#179 overall) of the 1982 Draft out of Ivy League school Brown...Ranks 3rd in Vikings history with 498 catches, trailing only Hall of Famers Cris Carter and Randy Moss...Holds Vikings records for TEs in catches (498) and receiving yards (6,307)...Caught 28 TD passes...Was selected to 6 consecutive Pro Bowls (1986-91), the only offensive players in team history with more Pro Bowls are Randall McDaniel (11), Cris Carter (8), Ron Yary (7) and Adrian Peterson (7)...In his final 9 seasons, Jordan went to 6 Pro Bowls, made 6 playoff appearances, won 3 NFC Central titles, went to the 1987 NFC Championship game and suffered 1 losing season...At the time of his retirement, only Ozzie Newsome and Kellen Winslow had caught more passes as an NFL TE than Jordan's 498...Born January 10, 1961 in Phoenix...Inducted into Vikings Ring of Honor October 24, 2019.



KEVIN WILLIAMS

Defensive Tackle...Oklahoma State...13 seasons: Minnesota Vikings (2003-13), Seattle Seahawks (2014), New Orleans Saints (2015)...Played in and started 171 regular season games for the Vikings, the 3rd-most starts by a Vikings defensive lineman behind Jim Marshall (270) and Carl Eller (201)...Originally selected in the #9 overall in the 2003 Draft...Named to All-Rookie team...Associated Press 1st-Team All-Pro 5 times (2004, '06, '07, '08, '09)...Named to NFL's Team of the Decade for 2000s...Was selected to 6 Pro Bowls (2004, '06, '07, '08, '09, '10), tied for the 2nd-most Pro Bowls by a Vikings DT with John Randle, both trailing only Alan Page's 9...Has 60.0 career sacks with the Vikings, the 3rd-most by a Vikings DT and tied for 9th overall in team history...Tied for Vikings record with 4 defensive TDs and the most by a lineman (2 INT, 2 FR)...Key part of Vikings ranking #1 in the NFL in rushing defense in 3 straight seasons (2006-08)...Native of Fordyce, AR...Born August 16, 1980...Inducted into Vikings Ring of Honor October 3, 2021.



JARED ALLEN

Defensive End...Idaho State...12 seasons: Kansas City Chiefs (2004-07), Minnesota Vikings (2008-13), Chicago Bears (2014-15), Carolina Panthers (2015)...Played and started 96 regular season games for the Vikings...Acquired by Vikings in trade with Kansas City in 2008...Associated Press 1st-Team All-Pro 4 times (2007, '08, '09, '11)...Was selected to 5 Pro Bowls (2007, '08, '09, '11, '12)...Holds Vikings record for sacks in a season with 22.0 in 2011, tied for the 3rd-most in NFL history...Holds the Vikings record and is tied for the NFL mark with 4 career safeties...Tied with Jim Marshall for Vikings record of 8 consecutive games with a full sack and is 2nd in team history with 4.5 sacks in a game vs. Green Bay in 2009...Native of Los Gatos, CA...Born April 3, 1982.

HONORS & AWARDS

PLAYERS OF THE MONTH / WEEK

NFC PLAYERS OF THE WEEK

1984	Jan Stenerud, K@ Detroit, 9/23 (Off)	5/5 FGs, 2/2 PAT, 17 pts
1985	Rufus Bess, CBvs. San Francisco, 9/8 (Def)	10 tackles, 3 FF, FR, INT
1986	Tommy Kramer, QBvs. Green Bay, 9/28 (Off)	16-of-25, 241 yds, 6 TD
	Gerald Robinson, DE vs. Chicago, 10/19 (Def)	6 tackles, 2.5 sacks
	Wade Wilson, QBvs. New Orleans, 10/20 (Off)	24-of-39, 361 yds, 3 TD
1987	Wade Wilson, QB@ LA Rams, 9/20 (Off)	17-of-38, 285 yds, 3 TD
	Chris Doleman, DEvs. LA Raiders, 11/8 (Def)	3 tackles, 2 sacks, 2 FF, PD
1988	Wade Wilson, QB@ Tampa Bay, 10/23 (Off)	22-of-30, 335 yds, 3 TD
	Carl Lee, CBvs. New Orleans, 12/4 (co-Def)	3 tackles, INT (TD), 5 PD
	Jesse Solomon, LBvs. New Orleans, 12/4 (co-Def)	5 tackles, sack, INT (TD), PD
1989	Keith Millard, DTvs. Detroit, 10/8 (Def)	7 tackles, 3 sacks, INT, PD
	Mike Merriweather, LB@ Detroit, 10/22 (Def)	6 tackles, 2 sacks, INT, FF, FR
	Rich Karlis, Kvs. LA Rams, 11/5 (Off)	7/7 FGs, 21 pts
	Chris Doleman, DEvs. Atlanta, 12/10 (Def)	5 tackles, 4 sacks, 2 FF, PD
	Chris Doleman, DEvs. Cincinnati, 12/25 (Def)	5 tackles, 3.5 sacks, FR
1990	Al Noga, DEvs. Green Bay, 12/2 (Def)	3 tackles, sack, FF, FR (TD)
1991	Anthony Carter, WRvs. San Francisco, 9/15 (Off)	3 rec, 71 yds, TD, 46t lg
	Chris Doleman, DEvs. Phoenix, 10/13 (Def)	8 tackles, 2 sacks, 2 FF, FR
	Terry Allen, RBvs. Tampa Bay, 11/3 (Off)	14 att, 127 yds, 2 TD, 55t lg
1992	Chris Doleman, DE@ Green Bay, 9/6 (Def)	7 tackles, 2 sacks, 3 FF, FR
	Rich Gannon, QB@ Cincinnati, 9/27 (Off)	25-of-32, 318 yds, 4 TD
	Jack Del Rio, LB@ Chicago, 11/2 (Def)	7 tackles, 2 INT (83t), 2 PD, FF
	Mike Merriweather, LB@ Tampa Bay, 11/8 (Def)	12 tackles
	Audray McMillian, CBvs. Cleveland, 11/22 (Def)	5 tackles, 3 INT (25t), 3 PD
	Vencie Glenn, Svs. Green Bay, 12/27 (Def)	2 tackles, 3 INT, 3 PD
1993	John Randle, DT@ Chicago, 10/25 (Def)	7 tackles, 3.5 sacks
1994	Warren Moon, QBvs. Miami, 9/25 (Off)	26-of-37, 326 yds, 3 TD, 44 lg
	Fuad Reveiz, K@ Tampa Bay, 10/30 (ST)	5/5 FG, 3/3 PAT, 48 lg, 18 pts
	Warren Moon, QBvs. New Orleans, 11/6 (Off)	33-of-57, 420 yds, 3 TD, 59 lg
	Cris Carter, WRvs. Chicago, 12/1 (Off)	9 rec, 124 yds, 2TD (65t in OT)
	Jack Del Rio, LB@ Buffalo, 12/10 (Def)	5 tackles, sack, INT
	John Randle, DTvs. San Francisco, 12/26 (Def)	2 tackles, 2 sacks, FF, FR
1995	Fuad Reveiz, Kvs. Detroit, 9/10 (ST)	2/2 FG, 2/2 PAT, 8 pts
	Orlando Thomas, S@ Pittsburgh, 9/24 (Def)	8 tackles, 2 INT (45t), 2 PD
	Jeff Brady, LBvs. Green Bay, 11/5 (Def)	6 tackles, sack, INT, 2 PD
1996	Jeff Brady, LBvs. Detroit, 9/1 (Def)	4 tackles, 2 INT, 3 PD
	Brad Johnson, QB@ Atlanta, 9/8 (Off)	15-of-26, 275 yds, 2 TD, 71 lg
	John Randle, DTvs. Green Bay, 9/22 (Def)	3 tackles, 2 sacks, 2 FF
	Brad Johnson, QBvs. Arizona, 12/1 (Off)	19-of-26, 238 yds, 4 TD
	Fernando Smith, DE@ Detroit, 12/8 (Def)	3 tackles, 2 sacks
1997	Eddie Murray, K@ Arizona, 10/5 (ST)	2/2 FG, 2/2 PAT, 49 lg, 10 pts
1998	Gary Anderson, Kvs. Detroit, 9/20 (ST)	5/5 FG, 2/2 PAT, 42 lg, 17 pts
	Randall Cunningham, QB@ Chicago, 9/27 (Off)	16-of-25, 275 yds, 4 TD, 67t lg
	Randall Cunningham, QB@ Green Bay, 10/5 (Off)	20-of-32, 442 yds, 4 TD, 56t lg
	Robert Smith, RB@ Detroit, 10/25 (Off)	19 att, 134 yds, TD, 57t lg
	Mitch Berger, Pvs. Cincinnati, 11/15 (ST)	4 punts, 55.8 avg, 2 in20, 66 lg, 4 KO TB
	Mitch Berger, Pvs. Green Bay, 11/22 (ST)	3 punts, 54.3 avg, 1 in20, 56 lg, 5 KO TB
	Randy Moss, WRvs. Green Bay, 11/22 (Off)	8 rec, 153 yds, TD, 49t lg
	Randy Moss, WR@ Dallas, 11/26 (Off)	3 rec, 163 yds, 3 TD, 56t lg
	Randall Cunningham, QBvs. Chicago, 12/6 (Off)	21-of-31, 349 yds, 4 TD, 64 lg
	Gary Anderson, K@ Baltimore, 12/13 (ST)	6/6 FG, 2/2 PAT, 46 lg, 20 pts

1999	John Randle, DTvs. Tampa Bay, 10/3 (Def)	4 tackles, 2 sacks, FF, FR, PD
	Jeff George, QBvs. San Fran., 10/24 (Off)	15-of-28, 250 yds, 3 TD, 80t lg
	Cris Carter, WR@ Denver, 10/31 (Off)	8 rec, 144 yds, 2 TD, 37t lg
	Randy Moss, WR@ Chicago, 11/14 (Off)	12 rec, 204 yds, 44 lg
	Cris Carter, WRvs. San Diego, 11/28 (Off)	11 rec, 136 yds, 2 TD, 34t lg
	Mitch Berger, Pvs. Green Bay, 12/20 (ST)	6 punts, 46.8 avg, 2 in20, 57 lg, 2 TB
	Moe Williams, RB@ NY Giants, 12/26 (ST)	1 KR, 85 yds, 85t lg
	John Randle, DTvs. Detroit, 1/2/00 (Def)	3 tackles, 2 sacks, FF
2000	Daunte Culpepper, QBvs. Tampa Bay, 10/9 (Off)	15-of-19, 231 yds, 2TD, 7 att, 35 yds, TD
	Gary Anderson, Kvs. Buffalo, 10/22 (ST)	3/3 FG, 2/2 PAT, 38 lg, 11 pts
	Daunte Culpepper, QBvs. Carolina, 11/19 (Off)	22-of-29, 357 yds, 3TD, 53t lg
	Mitch Berger, Pvs. Detroit, 11/30 (ST)	5 punts, 49.2 avg, 60 lg, 1 in20, 1 KO TB
2001	Randy Moss, WRvs. NY Giants, 11/19 (Off)	10 rec, 171 yds, 3 TD, 57t lg
	Todd Bouman, QBvs. Tennessee, 12/9 (Off)	21-of-31, 348 yds, 4 TD, 73t lg, 131.5 PR
2002	Michael Bennett, RBvs. Green Bay, 11/17 (Off)	20 att, 130 yds, 62 lg
	Daunte Culpepper, QB@ New Orleans, 12/15 (Off)	26-of-36, 312 yds, 2 TD, 7att, 73 yds, 2 TD, 2pt. run
	Gary Anderson, Kvs. Miami, 12/21 (ST)	2/2 FG, 2/2 PAT, 53 lg, 8 pts
2003	Corey Chavous, S@ Green Bay, 9/7 (Def)	7 tackles, 2 INT, 2 PD
	Lance Johnstone, DEvs. Denver, 10/19 (Def)	3 tackles, 1.5 sacks, INT (TD), 2 PD
2004	Brian Williams, CBvs. Detroit, 11/23 (Def)	4 tackles, 3 INT (1 TD), 3 PD
	Daunte Culpepper, QBvs. Dallas, 9/12 (Off)	17-of-23, 242 yds, 5 TD, 63t lg, 147.1 PR
	Daunte Culpepper, QBvs. Chicago, 9/26 (Off)	19-of-30, 360 yds, 2 TD, 63 lg, 127.1 PR; 5 att, 13 yds, 1 TD
	Daunte Culpepper, QB@ New Orleans, 10/17 (Off)	26-of-37, 425 yds, 5 TD, 46 lg, 125.6 PR
	Kevin Williams, DTvs. Jacksonville, 11/28 (Def)	6 tackles, 1 sack, FR (TD)
	Daunte Culpepper, QB@ Detroit, 12/19 (Off)	25-of-35, 404 yds, 3 TD, 82t lg, 126.4 PR
2005	Daunte Culpepper, QBvs. Green Bay, 10/23 (Off)	23-of-31, 280 yds, 2 TD, 29 lg, 123.1 PR
	Darren Sharper, S@ N.Y. Giants, 11/13 (Def)	4 tackles, 3 INT, 5 PD, 1 TD
2006	Ryan Longwell, Kvs. Carolina, 9/17 (ST)	16-yard TDpass, 3/4 FG, 10 pts
	Cedric Griffin, CB@ Detroit, 12/10 (Def)	3 tackles, FF, FR, INT, PD
2007	Adrian Peterson, RB@ Chicago, 10/14 (Off)	20 att., 224 yds, 3 TD, 73t long
	Adrian Peterson, RBvs. San Diego, 11/4 (Off)	30 att., 296 yds, 3 TD, 64t long
	Dwight Smith, S@ N.Y. Giants, 11/25 (Def)	6 tackles, 2 INT (1 TD), 2 PD
	Aundrae Allison, WRvs. Detroit, 12/2 (ST)	3 KR, 144 yds, 104t long, 1 TD
2008	Antoine Winfield, CBat New Orleans, 10/6 (Def)	8 tackles, 4 TFL, 1 sack, 1FF, 1 FR, returned blocked FG for TD
	Adrian Peterson, RBvs. Green Bay, 11/9 (Off)	30 att., 192 yds, 1 TD, 29t long
	Jared Allen, DEvs. Chicago, 11/30 (Def)	9 tackles, 2.5 sacks, 2 QB hurries
	Tarvaris Jackson, QBat Arizona, 12/14 (Off)	11-of-17, 163 yds, 4 TD, 0 INT, 135.5 rating
	Ryan Longwell, Kvs. NY Giants, 12/28 (ST)	2-for-2 FG, 50-yd game-winner, 2-2 PAT
2009	Chad Greenway, LBat Detroit, 9/20 (Def)	4 tackles, 2 INT, 1 FR
	Percy Harvin, WR/KRvs. San Francisco, 9/27 (ST)	4 KOR, 180 yards, 101-yard TD
	Brett Favre, QBvs. Green Bay, 10/5 (Off)	24-of-31, 271 yards, 3 TD, 0 INT, 135.3 rating
	Brett Favre, QBat Green Bay, 11/1 (Off)	17-of-28, 244 yards, 4 TD, 0 INT, 128.6 rating
	Sidney Rice, WRvs. Detroit, 11/15 (Off)	7 rec., 201 yards, 28.7 avg., 56 lng
	Brett Favre, QBvs. N.Y. Giants, 1/3/10 (Off)	25-of-31, 316 yards, 4 TD, 0 INT, 148.7 rating

HONORS & AWARDS

2010	Adrian Peterson, RBvs. Detroit, 9/26 (Off)	23 att., 160 yards, 2 TD, 80t Ing
	Percy Harvin, WR/KRvs. Dallas, 10/17 (ST)	3 ret., 134 yards, 1 TD, 44.7 avg., 95t Ing
	Chris Kluwe, Pvs. Arizona, 11/7 (ST)	4 punts, 191 yards, 47.8 avg., 56 Ing, 4 Inside 20
	Antoine Winfield, DBat Philadelphia, 12/28 (Def)	9 tkls., 2 sacks, 1 TFL, 1 FF, 1 FR, returned FF/FR for TD
2011	Adrian Peterson, RBvs. Arizona, 10/9/11 (Off)	29 att., 122 yards, 3 TD, 24t Ing
2012	Blair Walsh, Kvs. Jacksonville, 9/9 (ST)	4-of-4 FGs, OT forcing 55-yard FG, GW 38-yard FG in OT
	Adrian Peterson, RBvs. Arizona, 10/21 (Off)	23 att., 153 yards, 1 TD, 27 Ing
	Adrian Peterson, RBvs. Chicago, 12/9 (Off)	31 att., 154 yards, 2 TD, 51 Ing
	Blair Walsh, Kat St. Louis, 12/16 (ST)	5-of-5 FGs, Tied NFL record with 3 50+ yard FGs (50,53,51)
	Blair Walsh, Kvs. Green Bay, 12/30 (ST)	3-of-3 FGs, GW 29-yard FG to clinch a playoff berth
2013	Cordarrelle Patterson, WR/KRvs. Green Bay, 10/27 (ST)	NFL record 109-yard KOR TD, 5 KOR, 228 yards, 1 TD
	Blair Walsh, Kvs. Green Bay, 11/24 (ST)	4-of-4 FGs, Game tying 35-yard FG in OT
2014	Anthony Barr, LBat Tampa Bay, 10/26 (Def)	9 tkls., 1 sack, 1 FF, returned fumble 27 yards in OT for GW TD
	Adam Thielen, WRvs. Carolina, 11/30 (ST)	Blocked punt and returned 30 yards for TD, 2 STT
2015	Marcus Sherels, PR/CBat Chicago, 11/1 (ST)	3 PR, 77 yards, 77-yard TD
	Linval Joseph, DTvs. St. Louis, 11/8 (Def)	10 tkls (7 solo), 0.5 sacks, 3 TFLs and 2 QB hurries
	Terence Newman, CBat Oakland, 11/15 (Def)	4 tkls, 2 INTs and career-high 5 passes defensed
	Blair Walsh, Kvs. NY Giants, 12/27 (ST)	5-of-5 FGs and scored 19 points
	Everson Griffen, DEat Green Bay, 1/3/16 (Def)	6 tkls, 2.0 sacks and a FF that was returned for TD
2016	Eric Kendricks, LBat Tennessee, 9/11 (Def)	7 tkls, 1 TFL, 1 PD, 1 INT returned 77 yards for TD
	Stefon Diggs, WRvs. Green Bay, 9/18 (Off)	9 rec., 182 yards, 1 TD
	Everson Griffen, DEat Carolina, 9/25 (Def)	3.0 sacks, 4 tkls, 3.0 TFL
	Xavier Rhodes, CBvs. Arizona, 11/20 (Def)	2 INTs, returned 1 for 100yd TD, 3 tkls
2017	Sam Bradford, QBvs. New Orleans, 9/11 (Off)	27-of-32, 84.4%, 346 yards, 3 TD, 0 INT, 143.0 rating
	Kai Forbath, Kvs. Baltimore, 10/22 (ST)	6-of-6 FGs (52, 51, 43, 43, 34, 32), 18 points
	Harrison Smith, Sat Green Bay, 12/23 (Def)	7 tkls, 2 INT, 1 QBH, 16-0 win 1st Vikings shutout since 1993
	Harrison Smith, Svs. San Francisco, 9/9 (Def)	8 tkls, 1.0 sack, 2 TFL
	Danielle Hunter, DEvs. Detroit, 11/11 (Def)	9 tkls, 3.5 sacks, 3 TFL, 1 FR TD (32 yds)
	Dalvin Cook, RBvs. Miami, 12/16 (Off)	19 att., 136 yards, 2 TDs, 1 rec., 27 yards
2019	Anthony Harris, Svs. Atlanta, 9/8 (Def)	2 INTs, 1 FR, 5 tkls
	Dan Bailey, Kat NY Giants, 10/6 (ST)	4-of-4 FGs (31, 48, 32, 45), 14 points
	Dan Bailey, Kvs. Washington, 10/24 (ST)	4-of-4 FGs (50, 29, 27, 40), 13 points
	Dalvin Cook, RBat Dallas, 11/10 (Off)	26 att., 97 yards, 1 TD, 7 rec., 86 yards
	Danielle Hunter, DEvs. Detroit, 12/8 (Def)	7 tkls, 3.0 sacks, 3 TFL, 4 QBH
	Dan Bailey, Kat LA Chargers, 12/15 (ST)	4-of-4 FGs (26, 44, 38, 27), 15 points
2020	Mike Boone, RBat Houston, 10/4 (ST)	1 FF, 1 tkl
	Dalvin Cook, RBat Green Bay, 11/1 (Off)	30 att., 163 yards, 3 TD, 2 rec., 63 yards, 1 TD
	Dalvin Cook, RBvs. Detroit, 11/8 (Off)	22 att., 206 yards, 2 TD, 2 rec., 46 yards

	Kirk Cousins, QBvs. Carolina, 11/29 (Off)	34-of-45, 75.5%, 307 yards, 3 TD, 0 INT, 115.7 rating
	Kirk Cousins, QBat Detroit, 1/3/21 (Off)	28-of-40, 70.0%, 405 yards, 3 TD, 0 INT, 127.6 rating
2021	Kene Nwangwu, RBat Baltimore, 11/7/21 (ST)	98-yard KOR TD, converted 9-yard fake punt run for 1st down
	Justin Jefferson, WR at Green Bay, 11/21/21 (Off)	8 rec., 169 yards, 2 TDs
2022	Greg Joseph, Kat New Orleans (London) 10/2/22 (ST)	5-of-5 FG's (28, 36, 24, 46, 47), 47-yd game winner, 16 pts
	Ryan Wright, Pat Miami, 10/16/22 (ST)	10 punts, 44.1 avg, 73 long, 6 inside the 20
	Za'Darius Smith, OLBvs. Arizona, 10/30/22 (Def)	3.0 sacks, 4 TFL, 7 tkls, 1 PBU
	Justin Jefferson, WR at Buffalo, 11/13/22 (Off)	10 rec., 193 yards, 1 TD
	Kene Nwangwu, RB/KRvs. New England, 11/24/22 (ST)	97-yard KOR TD, 5 KO Returns, 166 yards, 33.2 KOR Avg.
	Kirk Cousins, QBvs. Indianapolis, 12/17/22 (Off)	34-of-54, 62.9%, 460 yards, 4 TD, down 33-0 at halftime
	Greg Joseph K vs. New York Giants, 12/24/22 (ST)	2-of-2 FG's (40, 61), 61-yard career-high game-winner, 9 points

NFL PLAYOFF PLAYERS OF THE WEEK

1997	Eddie Murray, K (ST, Wild Card)	@ NY Giants; 3-3 FG, 2-2 XP, 11 points
1998	Robert Griffith, S (Def, Divisional)	vs. Arizona; 6 tackles, 2 interceptions
1999	Robert Smith, RB (Off, Wild Card)	vs. Dallas; 28 att., 140 yds., 3 rec., 58 yds, 1 TD
2000	Daunte Culpepper, QB (Off, Divisional)	vs. New Orleans; 17-31-302 yds., 3 TDs
2004	Antoine Winfield, CB (Def, Wild Card)	@ Green Bay; 13 tackles, 1 INT, 1 PD

NFC PLAYERS OF THE MONTH

1986	Doug Martin, DE	Defense	September
1989	Keith Millard, DT	Defense	October
	Chris Doleman, DE	Defense	December
1990	Joey Browner, S	Defense	November
1992	Chris Doleman, DE	Defense	September
1993	Chris Doleman, DE	Defense	Dec./Jan.
1994	Jack Del Rio, LB	Defense	September
	Anthony Parker, CB	Defense	October
	John Randle, DT	Defense	December
	Fuad Reveiz, K	Special Teams	December
1995	Warren Moon, QB	Defense	November
1996	John Randle, DT	Defense	September
1997	Jake Reed, WR	Offense	September
	John Randle, DT	Defense	October
1998	Randall Cunningham, QB	Offense	October
	Mitch Berger, P	Special Teams	November
	John Randle, DT	Defense	December
1999	Mitch Berger, P	Special Teams	September
	Cris Carter, WR	Offense	November
	John Randle, DT	Defense	December
2000	Robert Smith, RB	Offense	November
	Mitch Berger, P	Special Teams	December
2003	Daunte Culpepper, QB	Offense	September
2004	Daunte Culpepper, QB	Offense	October
2005	Chris Kluwe, P	Special Teams	September
	Darren Sharper, S	Defense	November
2009	Brett Favre, QB	Offense	November
2011	Jared Allen, DE	Defense	October
2012	Percy Harvin, KR	Special Teams	September
	Adrian Peterson, RB	Offense	December
	Blair Walsh, K	Special Teams	December
2013	Cordarrelle Patterson, WR/KR	Special Teams	September
2014	Everson Griffen, DE	Defense	October

HONORS & AWARDS

2015	Adrian Peterson, RB	Offense	November
2017	Everson Griffen, DE Case Keenum, QB	Defense Offense	October November
2019	Kirk Cousins, QB	Offense	October
2020	Dalvin Cook, RB	Offense	November
2021	Justin Jefferson, WR	Offense	November
2022	Za'Darius Smith, OLB Justin Jefferson, WR	Defense Offense	October November

NFL ROOKIE OF THE MONTH

1997	Dwayne Rudd, LB	Defense	December
1998	Randy Moss, WR	Offense	November
2003	Kevin Williams, DT	Defense	December
2007	Adrian Peterson, RB Adrian Peterson, RB	Offense Offense	September October
2009	Percy Harvin, WR	Offense	November
2013	Cordarrelle Patterson, WR	Offense	December
2015	Eric Kendricks, LB	Defense	October

ALL-TIME HONORS

NFL MVP

1971	Alan Page, DT (AP)
1975	Fran Tarkenton, QB (AP, NEA, PFW, TSN, Maxwell Club)
1998	Randall Cunningham, QB (Miller Lite, Maxwell Club)
2008	Adrian Peterson, RB (Maxwell Club)
2012	Adrian Peterson, RB (AP, Maxwell Club, PFW/PFWA)

ALL-PRO

All 1st Team Selections Except Designated AP-2nd Team Honorees

1963	Tommy Mason, HB (AP, UPI, NEA)
1964	Mick Tingelhoff, C (AP, UPI), Bill Brown, FB (AP-2)
1965	Mick Tingelhoff, C (AP, UPI, NEA), Grady Alderman, T (AP-2)
1966	Mick Tingelhoff, C (AP, UPI, NEA)
1967	Mick Tingelhoff, C (UPI, AP-2)
1968	Mick Tingelhoff, C (AP, UPI, NEA), Carl Eller, DE (AP, UPI, NEA), Bill Brown, FB (AP-2), Paul Krause, S (AP-2)
1969	Mick Tingelhoff, C (AP, UPI, NEA), Carl Eller, DE (AP, UPI, NEA), Alan Page, DT (AP-2, UPI), Jim Marshall, DE (AP-2), Grady Alderman, T (AP), Paul Krause, S (AP-2), Gene Washington, WR (AP-2), Bobby Bryant, CB (AP-2)
1970	Alan Page, DT (AP, NEA, PFWA); Carl Eller, DE (AP, NEA, PFWA); Mick Tingelhoff, C (PFWA)
1971	Alan Page, DT (AP, NEA, PFW); Carl Eller, DE (AP, NEA, PFW); Ron Yary, T (AP, NEA, PFW); Paul Krause, DB (NEA)
1972	Ron Yary, T (AP); Carl Eller, DE (AP-2); Paul Krause, S (AP-2); Alan Page, DT (AP-2)
1973	Carl Eller, DE (PFWA, AP, NEA); John Gilliam, WR (NEA); Alan Page, DT (AP, PFWA); Fran Tarkenton, QB (NEA); Ron Yary, T (AP, PFWA, NEA)
1974	Alan Page, DT (PFWA, NEA, AP, PFW); Ed White, G (NEA); Ron Yary, T (PFWA, NEA, AP, PFW); Chuck Foreman, RB (AP-2)
1975	Chuck Foreman, RB (AP, NEA, PFWA); Paul Krause, S (AP, PFWA); Alan Page, DT (AP, PFWA); Fran Tarkenton, QB (AP, NEA, PFWA); Ed White, G (NEA); Ron Yary, T (AP, NEA, PFWA)
1976	Ron Yary, T (AP, NEA, PFWA); Chuck Foreman, RB (NEA, AP-2); Alan Page, DT (AP-2)
1977	Ron Yary, T (AP-2)
1980	Matt Blair, LB (AP)
1982	Doug Martin, DE (PFW)
1984	Jan Stenerud, K (AP-2)
1986	Tommy Kramer, QB (AP-2)
1987	Joey Browner, S (AP, NEA, PFW, PFWA); Gary Zimmerman, T (AP, NEA, PFW, PFWA); Chris Doleman, DE (NEA, AP-2); Keith Millard, DT (AP-2)
1988	Joey Browner, S (AP, PFWA, PFW, CPFN, TSN, SI); Carl Lee, CB (AP, PFWA, PFW, CPFN, TSN); Keith Millard, DT (AP, PFWA, CPFN, TSN); Gary Zimmerman, T (AP, PFW, CPFN)
1989	Chris Doleman, DE (AP, CPFN, TSN, PFW); Keith Millard, DT (AP, TSN, SI, PFW); Joey Browner, S (CPFN, AP-2); Randall McDaniel, G (CPFN)
1990	Joey Browner, S (AP, CPFN, TSN, PFW, PFW, FD, NEA); Randall McDaniel, G (AP, CPFN); Chris Doleman, DE (SI)
1991	Randall McDaniel, G (AP-2, NEA, TSN, PFW)
1992	Chris Doleman, DE (AP, FD, FN, PFW, TSN, UPI); Randall McDaniel, G (AP, CPFN, FD, FN, PFW, NEA, TSN); Audray McMillian, CB (AP, CPFN, FD, PFW, UPI); Gary Zimmerman, T (FN, NEA, UPI); Todd Scott, S (FD, FN, UPI); Harry Newsome, P (FN)

1993	Randall McDaniel, G (AP, CPFN, PFW, TSN, SI); John Randle, DT (AP, PFW, FD); Chris Doleman, DE (AP-2); Henry Thomas, DT (AP-2)
1994	Cris Carter, WR (AP, PFW, PFWA, CPFN, FD, TSN, SI, USA); Randall McDaniel, G (AP, PFW, PFWA, CPFN, FD, TSN, USA); John Randle, DT (AP, PFW, PFWA, CPFN, FD, TSN, USA); Fuad Reveiz, K (AP-2, PFW, PFWA, FD, SI)
1995	Randall McDaniel, G (AP, CPFN, PFW, PFWA); John Randle, DT (AP, CPFN, PFW, PFWA, TSN); Cris Carter, WR (AP-2)
1996	Cris Carter, WR (SI); Randall McDaniel, G (AP, CPFN, FD, PFWA, PFW, TSN, USA); John Randle, DT (AP, FD, PFW, PFWA, TSN, USA)
1997	Cris Carter, WR (USA); Randall McDaniel, G (AP-2, TSN, USA); John Randle, DT (AP, PFW, CPFN, TSN); Todd Steussie, T (AP-2, FD)
1998	Gary Anderson, K (AP, SI, PFW, CPFN, TSN, FD, USA); Jeff Christy, C (AP-2, SI); Randall Cunningham, QB (AP, SI, PFW, FD, CPFN); Robert Griffith, S (AP-2, TSN, CPFN); Jimmy Hitchcock, CB (CPFN); Randall McDaniel, G (AP, SI, PFW, CPFN, TSN, FD, USA); Randy Moss, WR (AP, SI, PFW, CPFN, TSN, FD, USA); John Randle, DT (AP, PFW, CPFN, TSN, FD, USA); Todd Steussie, T (AP-2, SI); Dwayne Rudd, LB (AP-2)
1999	Mitch Berger, P (AP-2, PFW, CPFN, TSN); Cris Carter, WR (AP, FD, PFW, SI); Jeff Christy, C (PFW); Randall McDaniel, G (USA); Randy Moss, WR (USA); John Randle, DT (USA); Robert Griffith, S (AP-2)
2000	Daunte Culpepper, QB (USA); Randy Moss, WR (AP, SI, PFW, CPFN, TSN, FD, USA); Robert Smith, RB (AP-2)
2002	Chris Hovan, DT (AP-2)
2003	Matt Birk, C (AP-2, TSN); Randy Moss, WR (AP, FD, PFW)
2004	Kevin Williams, DT (AP, PFW, TSN)
2005	Darren Sharper, S (PFW, SI, TSN, AP-2)
2006	Steve Hutchinson, G (AP-2, PFW, TSN); Kevin Williams, DT (AP, PFW, TSN)
2007	Steve Hutchinson, G (AP, PFW, TSN), Adrian Peterson, RB (AP-2, TSN), Kevin Williams, DT (AP, PFW, TSN); Darren Sharper, S (AP-2); Pat Williams, DT (AP-2); Tony Richardson, FB (AP-2)
2008	Jared Allen, DE (AP), Steve Hutchinson, G (AP, TSN, PFW), Adrian Peterson RB (AP, TSN, PFW), Kevin Williams DT (AP), Antoine Winfield, CB (AP-2)
2009	Jared Allen, DE (AP, PFW), Steve Hutchinson G (AP, PFW), Adrian Peterson RB (AP, PFW), Kevin Williams DT (AP, PFW)
2010	Adrian Peterson, RB (AP-2)
2011	Jared Allen, DE (AP, PFW/PFWA, TSN)
2012	Adrian Peterson, RB (AP, PFW/PFWA); Blair Walsh, K (AP, PFW/PFWA); Chad Greenway, LB (AP-2); John Sullivan, C (PFW/PFWA); Jerome Felton, FB (AP-2)
2013	Cordarrelle Patterson, KR (AP, PFW/PFWA); Adrian Peterson, RB (AP-2)
2014	Adrian Peterson, RB (AP)
2015	Adrian Peterson, RB (AP, PFWA, TSN); Cordarrelle Patterson, KR (AP-2, PFWA/TSN)
2016	Cordarrelle Patterson, KR (AP, PFWA/TSN)
2017	Everson Griffen, DE (TSN, AP-2); Xavier Rhodes, CB (AP, PFWA, TSN); Harrison Smith, S (AP, PFWA, TSN); Adam Thielen, WR (AP-2)
2018	Danielle Hunter, DE (AP, PFWA, TSN); Harrison Smith, S (AP)
2019	Eric Kendricks, LB (AP); Dalvin Cook, RB (TSN); Danielle Hunter, DE (PFWA)
2020	Dalvin Cook, RB (PFWA)
2021	Kene Nwangwu, KR (PFWA)
2022	Justin Jefferson, WR (PFWA)

ALL-NFC

1970	Mick Tingelhoff, C (AP); Carl Eller, DE (AP, UPI); Alan Page, DT (AP, UPI); Paul Krause, S (UPI)
1971	Carl Eller, DE (AP, UPI, TSN); Alan Page, DT (AP, UPI, TSN); Ron Yary, T (AP, UPI, TSN); Bob Grim, WR (UPI, TSN); Paul Krause, DB (UPI, TSN)
1972	Carl Eller, DE (TSN, AP); Paul Krause, DB (UPI, AP, TSN); Alan Page, DT (UPI, AP, TSN); Fran Tarkenton, QB (UPI, TSN); Ron Yary, T (UPI, AP, TSN)
1973	Carl Eller, DE (PFWA, AP, UPI, TSN); John Gilliam, WR (UPI, TSN); Paul Krause, S (UPI, TSN, AP, PFWA); Alan Page, DT (PFWA, AP, UPI, TSN); Ron Yary, T (AP, PFWA, TSN, UPI); Bobby Bryant, DB (PFWA)
1974	Chuck Foreman, RB (AP, UPI, TSN, PFW); Alan Page, DT (AP, UPI, TSN, PFW); Nate Wright, DB (PFW); Ron Yary, T (AP, UPI, TSN, PFW)
1975	Carl Eller, DE (AP, UPI); Chuck Foreman, RB (AP, UPI); Paul Krause, S (AP, UPI); Alan Page, DT (AP, UPI); Fran Tarkenton, QB (AP, UPI); Ed White, G (AP, UPI); Ron Yary, T (AP, UPI)
1976	Sammy White, WR (UPI); Ron Yary, T (AP, UPI); Ed White, G (UPI); Fran Tarkenton, QB (UPI); Chuck Foreman, RB (AP, UPI); Alan Page, DT (AP, UPI)
1977	Matt Blair, LB (TSN); Chuck Foreman, RB (PFW, TSN); Alan Page, DT (UPI); Sammy White, WR (PFW); Ron Yary, T (UPI, PFW, TSN)
1978	Matt Blair, LB (UPI, PFW); Sammy White, WR (UPI)
1979	Ahmad Rashad, WR (UPI, PFW, SN); Matt Blair, LB (PFW)

HONORS & AWARDS

1980	Matt Blair, LB (UPI); Ahmad Rashad, WR (UPI)
1981	Joe Senser, TE (UPI)
1982	Doug Martin, DE (UPI, PFW)
1986	Tommy Kramer, QB (UPI)
1987	Joey Browner, S (UPI, PFW, FN); Chris Doleman, DE (UPI, PFW, FN); Gary Zimmerman, T (UPI, PFW, FN); Steve Jordan, TE (UPI); Anthony Carter, WR (FN)
1988	Joey Browner, S (UPI); Carl Lee, CB (UPI); Gary Zimmerman, T (UPI)
1989	Chris Doleman, DE (UPI, PFW); Keith Millard, DT (UPI, PFW); Randall McDaniel, G (PFW); Joey Browner, S (PFW)
1990	Joey Browner, S (UPI, FN); Randall McDaniel, G (UPI); Carl Lee, CB (FN); Henry Thomas, DT (FN)
1993	Randall McDaniel, G (UPI, FN); John Randle, DT (UPI, FN); Chris Doleman, DE (UPI)
1994	Cris Carter, WR (FN, UPI); Randall McDaniel, G (FN, UPI); John Randle, DT (FN, UPI); FuadReveziz, K (FN, UPI); Jack Del Rio, LB (FN)
1995	Randall McDaniel, G (FN, UPI), David Palmer, PR (FN), John Randle, DT (FN, UPI)
1996	Randall McDaniel, G (UPI, FN); John Randle, DT (UPI)
1997	Cris Carter, WR (FN); Randall McDaniel, G (PFW, FN); David Palmer, PR (PFW); John Randle, DT (PFW, FN, USA); Todd Steussie, T (PFW, FN)
1998	Gary Anderson, K (FN, PFW); Jeff Christy, C (FN, PFW); Randall Cunningham, QB (FN, PFW); Randall McDaniel, G (FN, PFW); Randy Moss, WR (FN, PFW); John Randle, DT (FN, PFW); Dwayne Rudd, LB (FN); Todd Steussie, T (PFW)
1999	Mitch Berger, P (PFW); Cris Carter, WR (PFW); Jeff Christy, C (PFW)
2000	Matt Birk, C (PFW, FN); Daunte Culpepper, QB (PFW); Randy Moss, WR (CPFW, FN); Robert Smith, RB (PFW, FN)
2002	Randy Moss, WR (PFW)
2003	Matt Birk, C (PFW); Randy Moss, WR (PFW)
2004	Daunte Culpepper, QB (PFW); Kevin Williams, DT (PFW)
2005	Koren Robinson, KR (PFW); Darren Sharper, S (PFW)
2006	Steve Hutchinson, G (PFW), Pat Williams, DT (PFW)
2007	Matt Birk, C (PFW), Steve Hutchinson, G (PFW), Adrian Peterson, RB (PFW), Darren Sharper, S (PFW), Kevin Williams, DT (PFW), Pat Williams, DT (PFW)
2008	Steve Hutchinson, G (PFW), Adrian Peterson, RB (PFW), Kevin Williams, DT (PFW), Antoine Winfield, CB (PFW)
2009	Adrian Peterson, RB (PFW)
2010	Adrian Peterson, RB (PFW)
2011	Jared Allen, DE (PFW)
2012	Jared Allen, DE (PFWA), Adrian Peterson, RB (PFWA), John Sullivan, C (PFWA), Blair Walsh, K (PFWA)
2013	Cordarrelle Patterson, KR (PFWA)
2015	Cordarrelle Patterson, KR (PFWA), Adrian Peterson, RB (PFWA)
2016	Cordarrelle Patterson, KR (PFWA), Marcus Sherels, PR (PFWA)
2017	Harrison Smith, S (PFWA)
2018	Danielle Hunter, DE (PFWA), Harrison Smith, S (PFWA)
2019	Eric Kendricks, LB (AP), Dalvin Cook, RB (PFWA), Danielle Hunter, DE (PFWA), Harrison Smith, S (PFWA), Anthony Harris, S (PFWA)
2020	Dalvin Cook, RB (PFWA)
2021	Dalvin Cook, RB (PFWA), Kene Nwangwu, KR (PFWA)

NFL COACH OF THE YEAR

1969	Bud Grant (AP, PFW, TSN)
1992	Dennis Green (Washington Touchdown Club)
1998	Dennis Green (SI, Maxwell Club)

NFC COACH OF THE YEAR

1992	Dennis Green, (UPI, CPFN)
------	---------------------------

BERT BELL AWARD (PLAYER OF THE YEAR)

1975	Fran Tarkenton, QB
1998	Randall Cunningham, QB
2008	Adrian Peterson, RB
2012	Adrian Peterson, RB

NFL OFFENSIVE PLAYER OF THE YEAR

1975	Fran Tarkenton, QB (PFW)
1998	Randall Cunningham, QB (CPFW)
2012	Adrian Peterson, RB (AP, PFW/PFWA)
2022	Justin Jefferson, WR (AP, PFW/PFWA)

NFL DEFENSIVE PLAYER OF THE YEAR

1971	Alan Page, DT (PFW)
1973	Alan Page, DT (PFW)
1989	Keith Millard, DT (AP, PFW)

NFC PLAYER OF THE YEAR

1974	Chuck Foreman (TSN)
1975	Fran Tarkenton (TSN)
1998	Randall Cunningham, QB (FN)

NFC DEFENSIVE PLAYER OF THE YEAR

1992	Chris Doleman, DE (UPI)
2011	Jared Allen, DE (TSN)

NFL LINEMAN OF THE YEAR

1973	Alan Page, DT (PFWA)
------	----------------------

NFL COMEBACK PLAYER OF THE YEAR

1986	Tommy Kramer, QB (PFW)
2012	Adrian Peterson, RB (PFW/PFWA)

NFL ROOKIE OF THE YEAR

1963	Paul Flatley, WR (AP, UPI, NEA, TSN)
1973	Chuck Foreman, RB (AP, PFWA)
1976	Sammy White, WR (AP, PFWA)
1998	Randy Moss, WR (TSN, FN, PFW, SI)
2007	Adrian Peterson, RB (TSN, PFW, SI)
2009	Percy Harvin, WR/KR (Pepsi)
2014	Teddy Bridgewater, QB (Pepsi)
2020	Justin Jefferson, WR (TSN)

NFL OFFENSIVE ROOKIE OF THE YEAR

1973	Chuck Foreman, RB, (PFW)
1976	Sammy White, WR, (PFW, PD)
1998	Randy Moss, WR (AP, FD, CPFW)
2007	Adrian Peterson, RB (AP, PFW)
2009	Percy Harvin, WR/KR (AP, PFW)

NFL DEFENSIVE ROOKIE OF THE YEAR

1994	Dewayne Washington, CB (PFW)
------	------------------------------

WALTER PAYTON AWARD - NFL MAN OF THE YEAR

1999	Cris Carter
2010	Madieu Williams

NFL ALUMNI PLAYERS OF THE YEAR

1988	Anthony Carter (WR), Joey Browner (DB)
1992	Randall McDaniel (OL)
1994	Cris Carter (WR)
1998	Gary Anderson (ST), Randall Cunningham (QB), Randy Moss (WR), John Randle (DL)
2000	Cris Carter (WR), Daunte Culpepper (QB)
2006	Steve Hutchinson (OL)
2008	Adrian Peterson (RB)
2009	Steve Hutchinson (OL), Jared Allen (DL)

NFL ALUMNI CAREER ACHIEVEMENT AWARD

1995	Alan Page
------	-----------

NFL ROOKIE OF THE YEAR

1973	Chuck Foreman, RB (Wheaties, TSN)
1976	Sammy White, WR (UPI, TSN, NEA)
1998	Randy Moss, WR (PFWA)

NFC OFFENSIVE ROOKIE OF THE YEAR

1998	Randy Moss, WR (PFWA)
------	-----------------------

1,000 YARD CLUB

	Given to the outstanding blocker in the NFL
1969	Mick Tingelhoff, C
1975	Ron Yary, T

HONORS & AWARDS

GOLDEN TOE AWARD

1994	Fuad Reveiz
1998	Gary Anderson
2012	Blair Walsh

VIKINGS AWARDS

KOREY STRINGER GOOD GUY AWARD

In 2001 the Twin Cities chapter of the Pro Football Writers of America awarded the first Korey Stringer Good Guy Award in honor of the late Vikings lineman. The award is voted on annually by members of the Twin Cities media and presented to the Vikings player who is the most cooperative and has the best attitude with the media.

2001	Byron Chamberlain, TE
2002	Matt Birk, C
2003	Daunte Culpepper, QB
2004	Daunte Culpepper, QB
2005	Koren Robinson, WR
2006	Antoine Winfield, CB
2007	Ben Leber, LB
2008	Bobby Wade, WR
2009	Visanthe Shiancoe, TE
2010	Ben Leber, LB
2011	Percy Harvin, WR
2012	Chad Greenway, LB
2013	Kevin Williams, DT
2014	Brian Robison, DE
2015	Captain Munneryn, CB
2016	Captain Munneryn, CB
2017	Adam Thielen, WR
2018	Latavius Murray, RB
2019	Anthony Harris, S
2020	Dalvin Cook, RB
2021	Justin Jefferson, WR
2022	Patrick Peterson, CB

ED BLOCK COURAGE AWARD

Each year, the Ed Block Courage Awards honors those National Football League players who exemplify commitments to the principles of sportsmanship and courage. This award is unique in that the recipients are selected solely by a vote of their teammates.

1984	Steve Riley, T
1985	Keith Nord, S
1986	Walker Lee Ashley, LB
1987	Scott Studwell, LB
1988	Leo Lewis, WR
1989	Jim Gustafson, WR
1990	Gary Zimmerman, T
1991	Terry Allen, RB
1992	Darrin Nelson, RB
1993	Henry Thomas, DT
1994	Cris Carter, WR
1995	John Randle, DT
1996	Scottie Graham, RB
1997	Robert Smith, RB
1998	Randall Cunningham, QB
1999	Robert Griffith, S
2000	Gary Anderson, K
2001	Daunte Culpepper, QB
2002	Lewis Kelly, G
2003	Eric Kelly, CB
2004	Corey Chavous, S
2005	Koren Robinson, WR
2006	Matt Birk, C
2007	Chad Greenway, LB
2008	Kenechi Udeze, DE
2009	E.J. Henderson, LB
2010	Cedric Griffin, CB
2011	Anthony Herrera, G
2012	Adrian Peterson, RB
2013	Kevin Williams, DT
2014	Greg Jennings, WR
2015	Phil Loadholt, T

2016	Teddy Bridgewater, QB
2017	Kyle Rudolph, TE
2018	Everson Griffen, DE
2019	Linval Joseph, DT
2020	Cam Smith, LB
2021	Anthony Barr, LB
2022	Blake Proehl, WR

VIKINGS COMMUNITY MAN OF THE YEAR

The Vikings long tradition of being active in the community through charitable contributions and activities along with focused attention on youth health, education and welfare is reflected annually when a player is selected to represent the club for the NFL- sponsored Walter Payton Man of the Year award.

1996	Cris Carter
1997	Cris Carter
1998	Cris Carter
1999	Cris Carter
2000	Robert Griffith
2001	Matt Birk
2002	Matt Birk
2003	Matt Birk
2004	Matt Birk
2005	Matt Birk
2006	Matt Birk
2007	Matt Birk
2008	Matt Birk
2009	EJ Henderson
2010	Madieu Williams
2011	Chad Greenway
2012	Adrian Peterson
2013	John Sullivan
2014	Chad Greenway
2015	Chad Greenway
2016	Chad Greenway
2017	Kyle Rudolph
2018	Kyle Rudolph
2019	Kyle Rudolph
2020	Eric Kendricks
2021	Anthony Barr
2022	Adam Thielen

PRO BOWLS

MOST PRO BOWL SEASONS

11	Randall McDaniel, G	1989-99
9	Alan Page, DT	1989-99
8	Cris Carter, WR	1993-00
7	Ron Yary, T	1971-77
	Adrian Peterson, RB	2007-10, '12-13, '15
6	Joey Browner, S	1985-90
	Matt Blair, LB	1977-82
	Chris Doleman, DE	1987-90, '92-93
	Carl Eller, DE	1968-71, '73-74
	Paul Krause, S	1969, '71-75
	Steve Jordan, TE	1986-91
	John Randle, DT	1993-98
	Mick Tingelhoff, C	1964-69
	Matt Birk, C	2000-01, '03-04, '06-07
	Kevin Williams, DT	2004, '06-10
	Harrison Smith, S	2015-19, '21

MOST PRO BOWL STARTS

11	Randall McDaniel, G	1989-99
7	Alan Page, DT	1968-71, '73-75
	Ron Yary, T	1971-77
6	John Randle, DT	1993-98
5	Chris Doleman, DE	1987-90, '92
	Adrian Peterson, RB	2007-09, '12, '15

VIKINGS PRO BOWL MVPs

Fran Tarkenton, QB	1964
--------------------	------

HONORS & AWARDS

Ahmad Rashad, WR	1978
Randy Moss, WR	1999
Adrian Peterson, RB	2007
Kyle Rudolph, TE	2012

PRO BOWL PLAYERS

Bold – Starter, ^Pro Bowl hosted virtually through Madden NFL 21, * Did not play

1961	Hugh McElhenny, HB; Jerry Reichow, E
1962	Tommy Mason, HB
1963	Tommy Mason, HB; Grady Alderman, T; Rip Hawkins, LB
1964	Tommy Mason, HB; Grady Alderman, T; Mick Tingelhoff, C; Fran Tarkenton, QB, Bill Brown, RB
1965	Grady Alderman, T; Bill Brown, FB; Fran Tarkenton, QB; Mick Tingelhoff, C
1966	Paul Flatley, E; Grady Alderman, T; Milt Sunde, G; Mick Tingelhoff, C
1967	Mick Tingelhoff, C; Grady Alderman, T; Bill Brown, FB
1968	Mick Tingelhoff, C; Bill Brown, FB; Carl Eller, DE; Jim Marshall, DE; Alan Page, DT
1969	Carl Eller, DE; Joe Kapp, QB; Paul Krause, S; Gary Larsen, DT; Jim Marshall, DE; Alan Page, DT; Gene Washington, WR; Mick Tingelhoff, C
1970	Fred Cox, K; Carl Eller, DE; Karl Kassulke, S; Gary Larsen, DT; Dave Osborn, HB; Alan Page, DT; Gene Washington, WR
1971	Carl Eller, DE; Alan Page, DT; Paul Krause, DB; Ron Yary, T; Bob Grim, WR
1972	John Gilliam, WR; Paul Krause, DB; Alan Page, DT; Ron Yary, T
1973	Chuck Foreman, RB; John Gilliam, WR; Paul Krause, S; Alan Page, DT; Jeff Siemon, LB; Ron Yary, T; *Carl Eller, DE
1974	Carl Eller, DE; Chuck Foreman, RB; John Gilliam, WR; Paul Krause, S; Alan Page, DT; *Fran Tarkenton, QB; Ron Yary, T
1975	Bobby Bryant, DB; Chuck Foreman, RB; John Gilliam, WR; Paul Krause, S; Alan Page, DT; Jeff Siemon, LB; *Fran Tarkenton, QB; Ed White, G; Ron Yary, T
1976	Jeff Siemon, LB; Ed White, G; Ron Yary, T; Sammy White, WR; *Chuck Foreman, RB; *Fran Tarkenton, QB; *Alan Page, DT
1977	Matt Blair, LB; Chuck Foreman, RB; Jeff Siemon, LB; Ed White, G; Sammy White, WR; Ron Yary, T
1978	Matt Blair, LB; Ahmad Rashad, WR
1979	Matt Blair, LB; Ahmad Rashad, WR
1980	Matt Blair, LB; Ahmad Rashad, WR
1981	Matt Blair, LB; Ahmad Rashad, WR; *Joe Senser, TE
1982	Matt Blair, LB
1984	Jan Stenerud, K
1985	Joey Browner, special teams
1986	Tommy Kramer, QB; Joey Browner, S; Steve Jordan, TE
1987	Joey Browner, S; Chris Doleman, DE; Scott Studwell, LB; Anthony Carter, WR; Steve Jordan, TE; Gary Zimmerman, T
1988	Joey Browner, S; Chris Doleman, DE; Carl Lee, CB; Keith Millard, DT; Scott Studwell, LB; Anthony Carter, WR; Steve Jordan, TE; Wade Wilson, QB; Gary Zimmerman, T
1989	Joey Browner, S; Chris Doleman, DE; Carl Lee, CB; Keith Millard, DT; Steve Jordan, TE; Randall McDaniel, G; Gary Zimmerman, T
1990	Joey Browner, S; Chris Doleman, DE; Carl Lee, CB; Steve Jordan, TE; Randall McDaniel, G
1991	Steve Jordan, TE; Randall McDaniel, G; Henry Thomas, NT

1992	Chris Doleman, DE; Randall McDaniel, G; *Audray McMillian, CB; Todd Scott, S; Henry Thomas, DT; Gary Zimmerman, T
1993	Cris Carter, WR; Chris Doleman, DE; Randall McDaniel, G; John Randle, DT
1994	Cris Carter, WR; Jack Del Rio, LB; Randall McDaniel, G; Warren Moon, QB; John Randle, DT; Fuad Reveiz, K
1995	Cris Carter, WR; Randall McDaniel, G; Warren Moon, QB; John Randle, DT
1996	Cris Carter, WR; Randall McDaniel, G; John Randle, DT
1997	Cris Carter, WR; Randall McDaniel, G; John Randle, DT; Todd Steussie, T
1998	Gary Anderson, K; Cris Carter, WR; Jeff Christy, C; Randall Cunningham, QB; *Ed McDaniel, LB; Randall McDaniel, G; Randy Moss, WR; John Randle, DT; Robert Smith, RB; Todd Steussie, T
1999	Mitch Berger, P; Cris Carter, WR; Jeff Christy, C; Randall McDaniel, G; Randy Moss, WR
2000	Matt Birk, C; Cris Carter, WR; Daunte Culpepper, QB; Robert Griffith, S; *Randy Moss, WR; *Robert Smith, RB; Korey Stringer, T
2001	*Matt Birk, C; Byron Chamberlain, TE
2002	Michael Bennett, RB; *Randy Moss, WR
2003	Matt Birk, C; Corey Chavous, S; Daunte Culpepper, QB; *Randy Moss, WR
2004	Matt Birk, C; Daunte Culpepper, QB; Kevin Williams, DT
2005	Koren Robinson, KR; Darren Sharper, S
2006	Matt Birk, C; Steve Hutchinson, G; Kevin Williams, DT; Pat Williams, DT
2007	Matt Birk, C; Steve Hutchinson, G; Adrian Peterson, RB; Tony Richardson, FB; Darren Sharper, S; Kevin Williams, DT; Pat Williams, DT
2008	Jared Allen, DE; Steve Hutchinson, G; Adrian Peterson, RB; Kevin Williams, DT; Pat Williams, DT; Antoine Winfield, CB
2009	Jared Allen, DE; Heath Farwell, LB; *Brett Favre, QB; *Percy Harvin, WR/KR; Steve Hutchinson, G; *Bryant McKinnie, T; Adrian Peterson, RB; *Sidney Rice, WR; *Kevin Williams, DT; *Antoine Winfield, DB
2010	*E.J. Henderson, LB; Adrian Peterson, RB; *Kevin Williams, DT; Antoine Winfield, CB
2011	Jared Allen, DE; Chad Greenway, LB
2012	Jared Allen, DE; Jerome Felton, FB; Chad Greenway, LB; Matt Kalil, T; Adrian Peterson, RB; Kyle Rudolph, TE; Blair Walsh, Cordarrelle Patterson, KR; *Adrian Peterson, RB
2013	Anthony Barr, LB; Everson Griffen, DE; Linval Joseph, DT; Cordarrelle Patterson, KR; Xavier Rhodes, CB; Harrison Smith, S
2015	Anthony Barr, LB; Teddy Bridgewater, QB; Everson Griffen, DE; Adrian Peterson, RB; Harrison Smith, S
2016	Anthony Barr, LB; Everson Griffen, DE; Linval Joseph, DT; Cordarrelle Patterson, KR; Xavier Rhodes, CB; Harrison Smith, S
2017	*Anthony Barr, LB; *Everson Griffen, DE; Linval Joseph, DT; Xavier Rhodes, CB; Kyle Rudolph, TE; Harrison Smith, S; Adam Thielen, WR
2018	Anthony Barr, LB; Danielle Hunter, DE; Harrison Smith, S; Adam Thielen, WR
2019	Dalvin Cook, RB; Kirk Cousins, QB; Everson Griffen, DE; C.J. Ham, FB; Danielle Hunter, DE; Eric Kendricks, LB; Xavier Rhodes, CB; Harrison Smith, S
2020^	Dalvin Cook, RB; Justin Jefferson, WR
2021	Dalvin Cook, RB; Justin Jefferson, WR; Harrison Smith, S; Brian O'Neill, T; Kirk Cousins, QB
2022	Justin Jefferson, WR; Kirk Cousins, QB; T.J. Hockenson, TE; Zadarius Smith, OLB; Andrew DePaola, LS; Dalvin Cook, RB; DE Danielle Hunter

NFL TEAMS OF THE DECADES

****All-Decade Teams Chosen by the Pro Football Hall of Fame****

1960s ALL-DECADE TEAM

OFFENSE

SE - Del Shofner
SE - Charley Taylor
FL - Gary Collins
FL - Boyd Dowler
TE - John Mackey
T - Bob Brown
T - Forrest Gregg
T - Ralph Neely
G - Gene Hickerson
G - Jerry Kramer
G - Howard Mudd
G - Jim Ringo
QB - Sonny Jurgenson
QB - Bart Starr
QB - Johnny Unitas
HB - John David Crow
HB - Paul Hornung
HB - LeRoy Kelly
HB - Gale Sayers
FB - Jim Brown
FB - Jim Taylor
K - Jim Bakken
K - Jim Bakken

DEFENSE

DE - Doug Atkins
DE - Willie Davis
DE - Deacon Jones
DT - Alex Karras
DT - Bob Lilly
DT - Merlin Olsen
LB - Dick Butkus
LB - Larry Morris
LB - Ray Nitschke
LB - Tommy Nobis
LB - Dave Robinson
CB - Herb Adderly
CB - Lem Barney
CB - Bobby Boyd
S - Willie Wood
S - Eddie Meador
S - Larry Wilson

SPECIALISTS

P - Don Chandler

1970s ALL-DECADE TEAM

OFFENSE

WR - Harold Carmichael
WR - Drew Pearson
WR - Lynn Swann
WR - Paul Warfield
TE - Dave Casper
TE - Charlie Sanders
T - Dan Dierdorf
T - Art Shell
T - Rayfield Wright

T - RON YARY

G - Joe DeLamielleure
G - John Hannah
G - Larry Little
G - Gene Upshaw
C - Jim Langer
C - Mike Webster
QB - Terry Bradshaw
QB - Ken Stabler
QB - Roger Staubach
RB - Earl Campbell
RB - Franco Harris
RB - Walter Payton
RB - O.J. Simpson
K - Garo Yepremian
K - Jim Bakken

DEFENSE

DE - CARL ELLER

DE - L.C. Greenwood
DE - Harvey Martin
DE - Jack Youngblood
DT - Joe Greene
DT - Bob Lilly
DT - Merlin Olsen

DT - ALAN PAGE

LB - Bobby Bell
LB - Robert Brazile
LB - Dick Butkus
LB - Jack Ham
LB - Ted Hendricks
LB - Jack Lambert
CB - Willie Brown
CB - Jimmy Johnson
CB - Roger Wehrli
CB - Louis Wright
S - Dick Anderson
S - Cliff Harris
S - Ken Houston
S - Larry Wilson

SPECIALISTS

P - Ray Guy

1980s ALL-DECADE TEAM

OFFENSE

WR - Jerry Rice
WR - Steve Largent
WR - James Lofton
WR - Art Monk
TE - Kellen Winslow
TE - Ozzie Newsome
T - Anthony Munoz
T - Jim Covert

T - GARY ZIMMERMAN

T - Joe Jacoby
G - John Hannah
G - Russ Grimm
G - Bill Fralic
G - Mike Munchak
C - Dwight Stephenson
C - Mike Webster
QB - Joe Montana
QB - Dan Fouts
RB - Walter Payton
RB - Eric Dickerson
RB - Roger Craig
RB - John Riggins

DEFENSE

DE - Reggie White
DE - Howie Long
DE - Lee Roy Selmon
DE - Bruce Smith
DT - Randy White
DT - Dan Hampton
DT - Dave Butz

DT - KEITH MILLARD

LB - Mike Singletary
LB - Lawrence Taylor
LB - Ted Hendricks
LB - Jack Lambert
LB - Andre Tippett
LB - John Anderson
LB - Carl Banks
CB - Mike Haynes
CB - Mel Blount
CB - Frank Minnifield
CB - Lester Hayes
S - Ronnie Lott
S - Kenny Easley
S - Deron Cherry

S - JOEY BROWNER

S - Nolan Cromwell

SPECIALISTS

P - Sean Landeta
P - Reggie Roby
K - Morten Andersen
K - Gary Anderson
K - Eddie Murray
PR - Billy Johnson
PR - John Taylor
KR - Mike Nelms
KR - Rick Upchurch

1990s ALL-DECADE TEAM

OFFENSE

WR - CRIS CARTER

WR - Jerry Rice
WR - Tim Brown
WR - Michael Irvin
TE - Shannon Sharpe
TE - Ben Coates
T - William Roaf

T - GARY ZIMMERMAN

T - Tony Boselli
T - Richmond Webb
G - Bruce Matthews

G - RANDALL McDANIEL

G - Larry Allen
G - Steve Wisniewski
C - Dermontti Dawson
C - Mark Stepnoski
QB - John Elway
QB - Brett Favre
RB - Barry Sanders
RB - Emmitt Smith
RB - Terrell Davis
RB - Thurman Thomas

DEFENSE

DE - Bruce Smith
DE - Reggie White
DE - CHRIS DOLEMAN
DE - Neil Smith
DT - Cortez Kennedy

DT - JOHN RANDLE

DT - Warren Sapp
DT - Bryant Young
LB - Kevin Greene
LB - Junior Seau
LB - Derrick Thomas
LB - Cornelius Bennett
LB - Hardy Nickerson
LB - Levon Kirkland
CB - Deion Sanders
CB - Rod Woodson
CB - Darrell Green
CB - Aeneas Williams
S - Steve Atwater
S - LeRoy Butler
S - Carnell Lake
S - Ronnie Lott

SPECIALISTS

P - Darren Bennett
P - Sean Landeta
K - Morten Andersen
K - GARY ANDERSON
PR - Deion Sanders
PR - Mel Gray
KR - Michael Bates
KR - Mel Gray

2000s ALL-DECADE TEAM

OFFENSE

WR - RANDY MOSS

WR - Marvin Harrison
WR - Torry Holt
WR - Terrell Owens
TE - Tony Gonzalez
TE - Antonio Gates
T - Walter Jones
T - Jonathan Ogden
T - Orlando Pace
T - Willie Roaf
G - Alan Faneca

G - STEVE HUTCHINSON

G - Larry Allen
G - Will Shields
C - Kevin Mawae
C - Olin Kreutz
QB - Tom Brady
QB - Peyton Manning
RB - LaDainian Tomlinson
RB - Edgerrin James
RB - Shaun Alexander
RB - Jamal Lewis
FB - Lorenzo Neal

DEFENSE

DE - Dwight Freeney
DE - Michael Strahan
DE - Julius Peppers
DE - Jason Taylor
DT - Warren Sapp
DT - Richard Seymour
DT - La'Roi Glover

DT - KEVIN WILLIAMS

LB - Derrick Brooks
LB - Ray Lewis
LB - Brian Urlacher
LB - Joey Porter
LB - Zach Thomas
LB - DeMarcus Ware
CB - Champ Bailey
CB - Charles Woodson
CB - Ronde Barber
CB - Ty Law
S - Darren Sharper
S - Ed Reed
S - Brian Dawkins
S - Troy Polamalu

SPECIALISTS

P - Shane Lechler
P - Brian Moorman
K - Adam Vinatieri
K - David Akers
PR - Dante Hall
PR - Devin Hester
KR - Josh Cribbs
KR - Dante Hall

2010s ALL-DECADE TEAM

OFFENSE

WR - Antonio Brown
WR - Larry Fitzgerald
WR - Calvin Johnson
WR - Julio Jones
TE - Rob Gronkowski
TE - Travis Kelce
T - Jason Peters
T - Tyron Smith
T - Joe Staley
T - Joe Thomas
G - Jahri Evans
G - Logan Mankins
G - Zach Martin
G - Marshal Yanda
C - Alex Mack
C - Maurkice Pouncey
QB - Tom Brady
QB - Aaron Rodgers

RB - ADRIAN PETERSON

RB - Frank Gore
RB - Marshawn Lynch
RB - LeSean McCoy
Flex - Darren Sproles

DEFENSE

DE - Calais Campbell
DE - Cameron Jordan
DE - Julius Peppers
DE - J.J. Watt
DT - Geno Atkins
DT - Fletcher Cox
DT - Aaron Donald
DT - Ndamukong Suh
LB - Chandler Jones
LB - Luke Kuechly
LB - Khalil Mack
LB - Von Miller
LB - Bobby Wagner
LB - Patrick Willis
CB - Patrick Peterson
CB - Darrelle Revis
CB - Richard Sherman
S - Eric Berry
S - Earl Thomas
S - Eric Weddle
DB - Chris Harris
DB - Tyrann Mathieu

SPECIALISTS

P - Johnny Hecker
P - Shane Lechler
K - Stephen Gostkowski
K - Justin Tucker
PR - Tyreek Hill
PR - Darren Sproles
KR - CORDARRELLE PATTERSON
KR - Devin Hester

HOMES OF THE VIKINGS



The Vikings played their home games for 21 seasons (1961-81) at Metropolitan Stadium and for 32 seasons (1982-2013) at Mall of America Field at the Hubert H. Humphrey Metrodome. The Vikings then moved outdoors to the campus of the University of Minnesota for 2 seasons (2014-15) while U.S. Bank Stadium was being constructed. Ground breaking for the new facility took place in December 2013 and the Vikings played the 1st game there in the 2016 preseason opener on August 28 vs. San Diego. U.S. Bank Stadium hosted Super Bowl LII and the 2019 NCAA Men's Final Four.

The Vikings have called four stadiums "home" in their 62-season history: Metropolitan Stadium in Bloomington, Mall of America Field at the Hubert H. Humphrey Metrodome in Minneapolis, TCF Bank Stadium on the campus of the University of Minnesota and U.S. Bank Stadium, located on the same site as the Metrodome in Minneapolis. On Sept. 10, 1961, the Vikings played their first-ever home game, a 21-17 preseason loss to the L.A. Rams at Metropolitan Stadium. Over 21 seasons the Vikings compiled a 97-59-4 record, including playoffs, at Met Stadium and possessed one of the most dominant home field advantages in professional football. On Dec. 20, 1981, the Vikings played the last game at the Met, a 10-6 loss to the Kansas City Chiefs. Capacity of the Met was 48,446 in the stadium's final year. The Vikings played their last season in the Metrodome in 2013 after the passage of a new stadium bill. The new Vikings stadium, U.S. Bank Stadium, was built on the Metrodome site with the Vikings playing their home games on the University of Minnesota's campus at TCF Bank Stadium from 2014-15.

The Vikings moved indoors in 1982 to the Metrodome in downtown Minneapolis. Seating capacity for the Metrodome was 64,134. In 32 seasons at the Metrodome the Vikings owned a 168-92 record, which includes a 6-4 mark in NFL playoff action. The 2013 season marked 32nd campaign in the Metrodome, 11 seasons longer than the Vikings played at Metropolitan Stadium. The Metrodome had been host to many marquee sporting events, including Super Bowl XXVI, the 1987 and 1991 World Series, the 1985 Major League Baseball All-Star Game, the 1992 and 2001 NCAA Final Four basketball tournaments and the 1998 NFC Championship Game. The Metrodome also hosted NCAA Men's Basketball Regionals in 2000, 2003 and 2005.

During their two-year stay at TCF Bank Stadium, which has a capacity of 54,000, the Vikings had an 11-5 regular season record, giving them the highest win percentage all-time among teams in a temporary stadium and became the only team to secure a playoff berth while playing in a temporary stadium. The final game played at TCF Bank Stadium, a Wild Card Playoff game vs. Seattle (1/10/16) was the coldest game in Vikings history and the 3rd-coldest game in NFL history with a kickoff temperature of minus-6 Fahrenheit.

U.S. Bank Stadium hosted the first regular season game on Sept. 18, 2016 in prime time matchup vs. Green Bay, a 17-14 Vikings win. Vikings TE Kyle Rudolph scored the 1st TD for the club in their new home on a pass from Sam Bradford against the Packers. The 1st playoff game in the stadium was one for the ages, a 29-24 win over New Orleans in the Divisional Round with the winning TD coming on a 61-yard pass to Stefon Diggs on the final play of the game. The Packers game on 12/23/19 drew a record home crowd of 67,157.

Metropolitan Stadium

First Vikings Regular Season Game: vs. Chicago (9/17/61), 37-13 Vikings win
Total Vikings Home Record at Met Stadium: 97-59-4 (.606), 160 games (regular season/playoffs)

Mall of America Field at the Hubert H. Humphrey Metrodome

First Vikings Regular Season Game: vs. Tampa Bay (9/12/82), 17-10 Vikings win
Total Vikings Home Record at Metrodome: 168-92-0 (.646), 260 games (regular season/playoffs)

TCF Bank Stadium

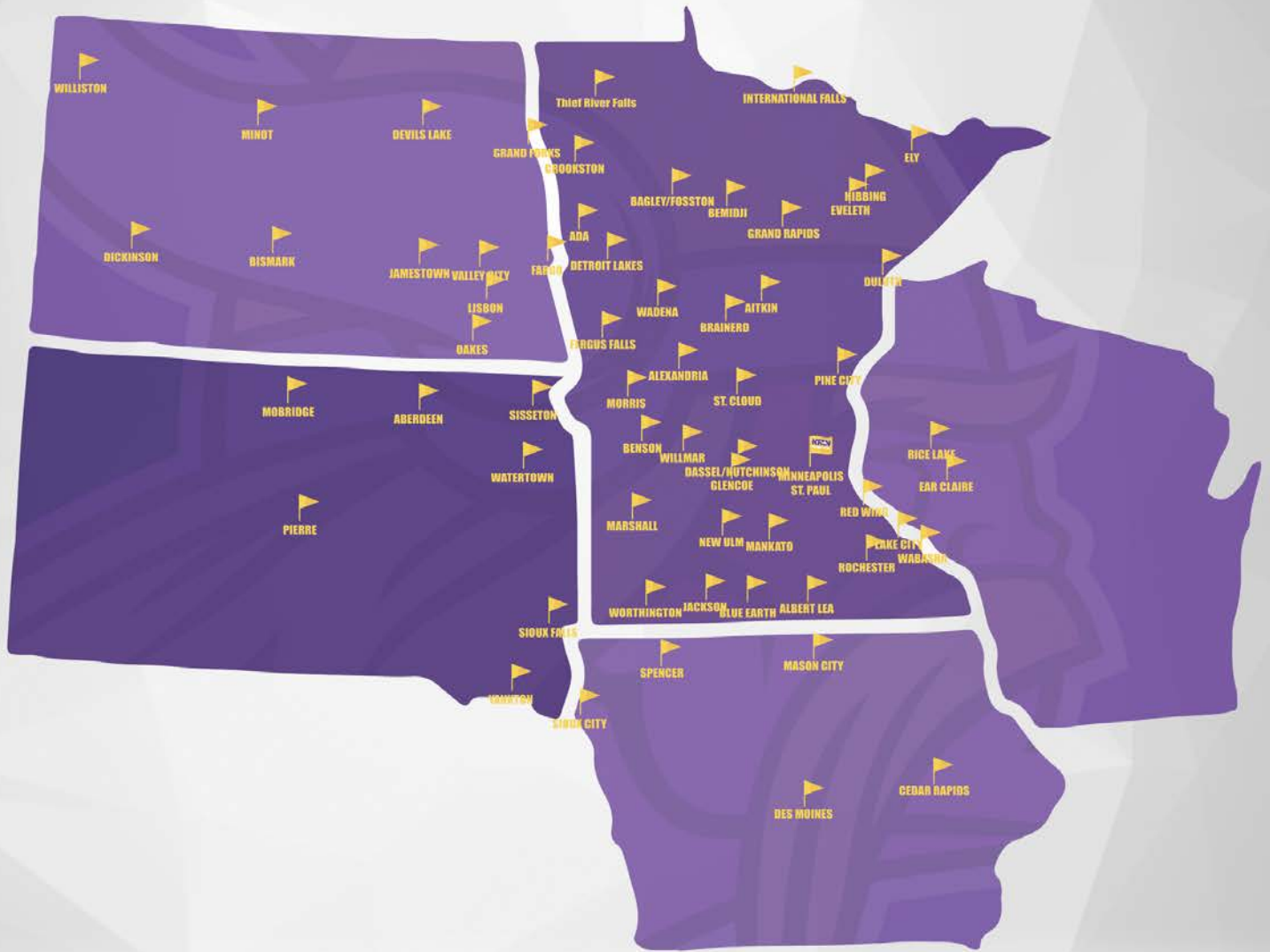
First Vikings Regular Season Game: vs. Chicago Bears (12/20/10), 40-14 Vikings loss
Total Vikings Home Record at TCF Bank Stadium: 11-7 (.611), 18 games (regular season/playoffs)

U.S. Bank Stadium

First Vikings Regular Season Game: Green Bay Packers (9/18/16), 17-14 Vikings win
Total Vikings Home Record at U.S. Bank Stadium: 39-18 (.684), 56 games (regular season/playoffs)

KFAN

SPORTS RADIO - FM 100.3



ON AIR EVERYWHERE
THE NFL'S LARGEST RADIO NETWORK



EXTRA POINTS

2023 MINNESOTA VIKINGS



EXTRA POINTS

2023 MINNESOTA VIKINGS

VIKINGS TRAINING CAMP TRADITION

Training Camp at TCO Performance Center

Since 2018, the Minnesota Vikings have held their summer training camp at Twin Cities Orthopedics Performance Center in Eagan, Minn. Prior to that, the Vikings spent 52 years on the campus of Minnesota State Mankato after hosting camp at Bemidji State from 1961-65.



The state-of-the-art TCO Performance Center features four grass outdoor fields, an indoor field and an artificial surface field at TCO Stadium. The new facility and camp can accommodate 5,000 fans daily. The 2023 camp marked the beginning of the team's 63rd season.



MINNESOTA VIKINGS RADIO NETWORK

Voices of the Vikings

Entering his 22nd season in 2023 as the Vikings radio play-by-play voice is KFAN radio morning personality Paul Allen. Joining Allen as the color commentator is former Vikings LB and coach Pete Bercich.

Allen's run started when he became the Vikings Internet webcast play-by-play voice during the 2000 season, and called one Vikings game during the 2001 season. Since that game, he has become the "Voice of the Vikings."

Bercich returns for his 18th season with the broadcast in 2023 and brings a decade of NFL experience from the field and sideline. A seventh-round draft pick by the Vikings in 1994, Bercich overcame the odds and played for the team from 1995-2000. A standout special teamer, Bercich parlayed his knowledge of the game into a coaching job with the team from 2002-05.

Entering his eighth season as part of the Vikings Radio Network broadcast, former Vikings LB Ben Leber reports from the sideline and joins the head coach and players in the postgame segment. Leber played for the Vikings from 2006-10 and has been a regular contributor to KFAN and VEN.



KFAN-FM (100.3) and KTLK-AM (1130 AM) serve as the flagship stations for the Minnesota Vikings Radio Network, which includes outlets in five states.

MINNESOTA

MARKET	STATION	FREQUENCY
Twin Cities	KFAN-FM	100.3
Twin Cities	KTLK-AM	1130
Ada	KRJB-FM	106.5
Aitkin	KKIN-FM	94.3
Albert Lea	KQPR-FM	96.1
Alexandria	KIKV-FM	100.7
Bagley/Fosston	KKCQ-FM	96.7
Benson	KSCR-FM	93.5
Bemidji	KBUN-AM	1450
Blue Earth	KBEW-FM	98.1
Brainerd	KBLB-FM	93.3
Brainerd	KBLB-AM	1380
Crookston	KROX-FM	105.7
Dassel-Cokato	KARP-FM	106.9
Detroit Lakes	KBOT-FM	104.1
Detroit Lakes	KDLM-AM	1340
Duluth	WEBC-AM	560
Duluth	WWAX-FM	92.1
Ely	WELY-AM	1450
Eveleth	KRBT-AM	1340
Fergus Falls	KBRF-AM	1250
Fergus Falls	KZCR-FM	103.3
Grand Rapids	KMFY-FM	96.9
Glencoe	KGLB-AM	1310
Hibbing	WMNT-AM	650
Int'l Falls	KSDM-FM	104.1
Jackson	KRAQ-FM	105.7
Marshall	KARL-FM	105.1
Mankato	KYSM-AM	1230
Mankato	KXLP-FM	94.1
Pine City	WCMP-FM	100.9
Rochester	KRCH-FM	101.7
Rochester	KFAN-AM	1270
Saint Cloud	WJON-AM	1240
Saint Cloud	KXXS-AM	1390
Wabasha	WBHA-AM	1190
Wadena	KKWS-FM	105.9
Willmar	KWLM-AM	1340
Worthington	KWOA-AM	730

IOWA

Cedar Rapids	WMT-AM	600
Des Moines	KXNO-AM	1460
Mason City	KLKK-FM	103.7
Sioux City	KMNS-AM	620
Spencer	KICD-AM	1240

NORTH DAKOTA

Bismarck	KFYR-AM	520
Devils Lake	KDLR-AM	1240
Dickinson	KLTC-AM	1460
Fargo	KRWK-FM	101.9
Fargo	KVOX-AM	740
Jamestown	KXGT-FM	98.3
Lisbon	KQLX-FM	106.1
Minot	KRRZ-AM	1390
Oakes	KDDR-AM	1220
Valley City	KOVC-AM	1490
Williston	KEYZ-AM	660

SOUTH DAKOTA

Aberdeen	KMOM-FM	105.5
Mobridge	KMLO-FM	100.7
Pierre	KPLO-FM	94.5
Sisseton	KBWS-FM	102.9
Sioux Falls	KWSN-AM	1230
Watertown	KPHR-FM	106.3
Yankton	WNAX-AM	570

WISCONSIN

Eau Claire	WMEQ-AM	880
Rice Lake	WKFX-FM	99.1

Keeping Fans in the Game

Vikings Entertainment Network (VEN) is the umbrella for all Vikings content and entertainment initiatives, including preseason TV, team TV shows, Vikings.com, social media, in-stadium programming as well as the Minnesota Vikings Cheerleaders (MVC), Skol Line Drum Team and Viktor the Viking.

The VEN move into Twin Cities Orthopedics Performance Center and the TCO Studios enabled the Vikings to connect with fans like never before, including through a live studio show.

The prime space inside TCO Performance Center provides various settings for different types of content, an expansion of the already robust lineup of offerings from VEN and new content.

“Vikings fans have consistently engaged with the inside access that VEN strives to provide, and we have a responsibility to continue to meet or exceed their programming demands,” said Vikings Vice President of Content and Production Bryan Harper. “TCO Studios has provided tremendous opportunities to deliver on those demands with meaningful content for our fans.”

The TCO Studios 1,750-square-foot main studio space features four scenic arrangements.

1. The main desk is positioned in front of a 3X3 video wall for traditional broadcasts.
2. An informal area for more relaxed content is positioned in front of a 2X2 video wall.
3. A social/interactive area features an 86-inch touchscreen.
4. A stand-up area features three vertical screens that can be combined.

TCO Studios’ main space can connect with the auditorium that is used by the Vikings for team meetings by raising an operable acoustic wall. This versatility creates an incredible set-up for the live show and allows TCO Studios to operate as a stage for other special events.





NAMING RIGHTS



FOUNDING PARTNERS




SIGNIFICANT PARTNERS



2023 COMMUNICATIONS STAFF



JEFF ANDERSON
Executive Vice President & Chief Communications Officer
612-247-4482
andersonj@vikings.nfl.net



CARLY BONK
Communications Manager
612-718-4093
bonkc@vikings.nfl.net



JON EKSTROM
Senior Director, Communications
612-418-6265
ekstromj@vikings.nfl.net



SARAH JORAM
Communications Coordinator
612-214-5330
jorams@vikings.nfl.net



SAM NEWTON
Director, Communications
612-965-4712
newtons@vikings.nfl.net



KORI BAER
Communications Associate
651-350-8201
baerk@vikings.nfl.net






INTERVIEW REQUESTS

All interview requests for Minnesota Vikings players, coaches, executives or staff members should be directed to the communications department. Contact Vikings Communications for the most updated media schedules and policies. For credential information, contact Jon Ekstrom or Carly Bonk.

VIKINGS MEDIA SITE

www.nflomg.com/vikings - Visit the media site for press releases, schedules and information regarding covering the team.

SOCIAL MEDIA CHANNELS

-  **MINNESOTA VIKINGS**
-  **@VIKINGS**
-  **@VIKINGS**
-  **@VIKINGSR**
-  **@VIKINGS**

GJALLARHORN SOUNDERS

THE VIKINGS GJALLARHORN TRADITION -

In Norse myth, the god Heimdallr serves as watchman for the other gods. He sits by the bridge over the river Gjoll at the end of the world. If hostile giants approach the bridge, Heimdallr sounds his horn. At the final battle in Norse mythology, the Ragnarok, Heimdallr will sound a mighty blast on the Gjallarhorn to awaken the other gods. It is from this the Minnesota Vikings have found use of the Gjallarhorn prior to their battles on the football field.

2007

NAME	GAME	DESCRIPTION
Hub Meeds	8/10 - Rams	Legendary Vikings Mascot
TJ Johnson	8/30 - Cowboys	Gjallarhorn Creator
Rick Kraft	9/9 - Falcons	Citizen Responder to I-35 Bridge Collapse
Chuck Foreman	9/30 - Packers	Vikings Ring of Honor RB
Bud Grant	10/28 - Eagles	Vikings Pro Football Hall of Fame Coach
Jerry Burns	11/4 - Chargers	Vikings Ring of Honor Coach
Carl Eller	11/18 - Raiders	Vikings Pro Football Hall of Fame DE
John Kriesel	12/2 - Lions	Honored War Veteran
Mark Parrish	12/17 - Bears	Wild All-Star Right Wing
Joe Mauer	12/23 - Washington	Twins All-Star Catcher

2008

NAME	GAME	DESCRIPTION
Dennis Koslowski	8/8 - Seahawks	Olympic Medalist - Wrestling
Ron Stolski	8/23 - Steelers	Brainerd High School Football Coach
Heath Farwell	9/14 - Colts	Vikings Linebacker
Robert Griffith	9/21 - Panthers	Vikings Safety
Eric Hilgenberg	10/12 - Lions	Son of Former Vikings Linebacker
Mardy Fish	11/2 - Texans	International Tennis Pro
Shawn Johnson	11/9 - Packers	Olympic Gold Medalist - Gymnastics
John Randle	11/30 - Bears	Vikings Pro Football Hall of Fame DT
Paul Krause	12/21 - Falcons	Vikings Pro Football Hall of Fame S and NFL record holder with 81 interceptions
Syd Davy	12/28 - Giants	Representing Vikings Fans
Robert Smith	1/4 - Eagles	Vikings Running Back

2009

NAME	GAME	DESCRIPTION
Irv Cross	8/21 - Chiefs	Former Sportscaster and NFL Player
Rufus Bess	9/4 - Cowboys	Vikings Cornerback
Jim Marshall	9/27 - 49ers	Vikings Ring of Honor DE
Randall McDaniel	10/5 - Packers	Vikings Pro Football Hall of Fame G
Brock Lesnar	10/18 - Ravens	UFC Heavyweight Champion / Gopher
Capt. Dustin Snare	11/15 - Lions	MN National Guard Soldier / Live from Iraq
Tom Kelly	11/22 - Seahawks	Twins Manager
Scott Studwell	11/29 - Bears	Vikings Ring of Honor Member
Mick Tingelhoff	12/13 - Bengals	Vikings Center and Pro Football Hall of Famer
Neal Brofen	1/3 - Giants	Hockey Legend / Olympic Gold Medalist
Joe Kapp	1/17 - Cowboys	Vikings Quarterback

2010

NAME	GAME	DESCRIPTION
Stu Voigt	8/28 - Seahawks	Vikings Tight End
Greg Coleman	9/2 - Broncos	Vikings Punter
Gene Washington	9/19 - Dolphins	Vikings Wide Receiver
Mike Morris	9/26 - Lions	Vikings Long Snapper
Michael Cuddyer	10/17 - Cowboys	Twins First Baseman
Sidney Rice	11/7 - Cardinals	Vikings Wide Receiver
Fred Zamberletti	11/21 - Packers	Vikings Trainer and Ring of Honor Member
Jeff Siemon	12/5 - Bills	Vikings Linebacker

2011

NAME	GAME	DESCRIPTION
Rich Frahm	8/27 - Cowboys	Local 512 / Dome Roof Repair
JT Brown	9/1 - Texans	Frozen Four MVP / U of M Duluth
Mona Dohman	9/18 - Buccaneers	Minnesota Public Safety Commissioner
Fred Cox	9/25 - Lions	Vikings Kicker
Tubby Smith	10/9 - Cardinals	Gophers Basketball Coach
Chris Doleman	10/23 - Packers	Vikings Pro Football Hall of Fame DE
Stan "Krusher" Kowalski	11/20 - Raiders	Minnesota U.S. Navy World War II Veteran / Pro Wrestling Icon
Paul Molitor	12/4 - Broncos	St. Paul Native / Baseball Hall of Famer
Kevin Love	12/18 - Saints	Minnesota Timberwolves All-Star
Butch Clayman	1/1 - Bears	Representing Vikings Fans

2012

NAME	GAME	DESCRIPTION
Jack Jablonski	8/17 - Bills	Inspirational Injured Hockey Player
Ted Brown	8/24 - Chargers	Vikings Running Back
Larry Spooner	9/9 - Jaguars	Representing Vikings Fans Stadium Push
Josh Duhamel	9/23 - 49ers	Hollywood Actor / Vikings Fan
Flip Saunders	10/7 - Titans	NBA Coach / Gopher Alumnus
Juan Berenguer	10/21 - Cardinals	Minnesota Twins Pitcher
Matt Blair	10/25 - Buccaneers	Vikings Ring of Honor LB
Betty Wall Strohsfus	11/11 - Lions	Female World War II Aviator
John Gagliardi	12/9 - Bears	St. Johns University Football Coach
Nicholas David	12/30 - Packers	Finalist on <i>The Voice</i> / Minnesota Native

2013

NAME	GAME	DESCRIPTION
LeRoy Bendickson	8/9 - Texans	Vikings Season Ticket Holder / Activist
Rickey Young	8/29 - Titans	Vikings RB
Hubert H. Humphrey IV	9/22 - Browns	Grandson of Hubert H. Humphrey
David Haye	9/29 - Steelers	British Professional Boxer
Lindsay Whalen	10/13 - Panthers	Lynx All-Star / Gopher Alumni / Olympian
Joey Browner	10/27 - Packers	Vikings Safety and Ring of Honor member
Cris Carter	11/7 - Washington	Vikings Pro Football Hall of Fame WR
Jerry Reichow	12/1 - Bears	Vikings Player Personnel
Daunte Culpepper	12/15 - Eagles	Vikings Quarterback
Bud Grant	12/29 - Lions	Vikings HOF Coach

2014

NAME	GAME	DESCRIPTION
SSG Patrick Loch	8/8 - Raiders	Minnesota Army National Guard
Derrick Langeslay	8/16 - Cardinals	New Stadium Construction Worker
Milt Sunde	9/14 - Patriots	Gophers & Vikings Guard
Zach Lavine	9/28 - Falcons	Minnesota Timberwolves Guard
Rose Murphy	10/12 - Lions	Breast Cancer Survivor / Mother of Teddy Bridgewater
Tyrone Carter	11/2 - Washington	Gophers & Vikings Safety
SGT Tom Block	11/23 - Packers	United States Army Ranger

Gary Larsen	11/30 - Panthers	Vikings Defensive Tackle
Jerry Kill	12/7 - Jets	University of Minnesota Head Football Coach
Bryan Obadzinski	12/28 - Bears	Longtime Vikings Fan

2015

NAME	GAME	DESCRIPTION
Phil Housley	8/15 - Buccaneers	NHL Hall of Famer from St. Paul, Minnesota
Maddyn Greenway	8/22 - Raiders	Daughter of Vikings LB Chad Greenway
Alan Page	9/20 - Lions	Vikings Hall of Fame DT, MN Supreme Court Justice
Fran Tarkenton	9/27 - Chargers	Vikings Hall of Fame QB
Minnesota Lynx	10/18 - Chiefs	The 2015 WNBA Champions
Eric Marts	11/8 - Rams	Army Master Sergeant, 34th Infantry Division
Devan Dubnyk	11/22 - Packers	Minnesota Wild Goalie
Phil Loadholt	12/6 - Seahawks	Vikings Tackle
Sid Hartman	12/20 - Bears	Twin Cities Media Icon
Eric Kaler	12/27 - Giants	University of Minnesota President
Rhett Ellison	1/10 - Seahawks	Vikings Tight End

2016

NAME	GAME	DESCRIPTION
David Plummer	8/28 - Chargers	Olympic Medalist and Former Gophers Swimmer
Dave Mansell	9/1 - Rams	Mortenson Construction General Superintendent on U.S. Bank Stadium
Bud Grant	9/18 - Packers	Vikings Head Coach and Pro Football HOFer
Randy Moss	10/3 - Giants	Vikings WR & ESPN Analyst
Tommy Kramer	10/9 - Texans	Vikings QB
Richard Nash	11/6 - Lions	Adjutant General of Minnesota National Guard
Pete Berich	11/20 - Cardinals	Vikings LB, coach and Vikings Radio Network Analyst
Ron Yary	12/1 - Cowboys	Vikings OT and Pro Football HOFer
Carl Lee	12/18 - Colts	Vikings CB
Erik Haula	1/1/17 - Bears	Minnesota Wild Center

2017

NAME	GAME	DESCRIPTION
E.J. Henderson	8/27 - 49ers	Vikings LB and Vikings Youth Football Manager
Mark Sharockman	8/31 - Dolphins	Son of Late Vikings CB Ed Sharockman
Randy Moss	9/11 - Saints	Former Vikings WR and Vikings Ring of Honor Inductee
P.J. Fleck	9/24 - Buccaneers	University of Minnesota Head Football Coach
Ahmad Rashad	10/1 - Lions	Former Vikings WR and Vikings Ring of Honor Inductee
Hafþor Björnsson	10/15 - Packers	Professional Strongman and Actor 'Mountain' on <i>Game of Thrones</i>
Curtis Axel	10/22 - Ravens	Star of World Wrestling Entertainment and Minnesota Native
John Jensen	11/19 - Rams	Major General of Minnesota National Guard
Robert J. O'Neill	12/17 - Bengals	Member of SEAL Team 6
Joseph Votel	12/31 - Bears	United States Army four-star General
John Randle	1/14/18 - Saints	Pro Football Hall of Famer and Vikings Ring of Honor Member

2018

NAME	GAME	DESCRIPTION
Joe Berger	8/18 - Jaguars	Vikings Offensive Lineman
Ryan Dungey	8/24 - Seahawks	Motocross/Supercross Champion and Belle Plaine, MN Native
Todd Steussie	9/9 - 49ers	Vikings Pro Bowl T and Member of 1998 Team
Zach Green	9/23 - Bills	Son of the Late Dennis Green on his Ring of Honor Induction Day
Chris Doelman	10/14 - Cardinals	Pro Football HOF, Ring of Honor DE Battling Glioblastoma
Jessie Diggins	10/28 - Saints	Olympic Gold Medalist Cross Country Skier and Afton, MN Native
Antoine Winfield	11/11 - Lions	Vikings Pro Bowl CB
Olympic Curling Team	11/25 - Packers	2018 Men's Gold Medal Curlers (John Shuster, Tyler George, John Landsteiner, Joe Polo)
Kent Hrbek	12/16 - Dolphins	Twins All-Star 1B, World Series Champion and Bloomington, MN Native
Brad Johnson	12/30 - Bears	Vikings QB

2019

NAME	GAME	DESCRIPTION
Taquarius Wair	8/18 - Seahawks	Childhood Burn Victim, Football Player at Minneapolis North and Mesabi Range JC
Nelson Cruz	8/24 - Cardinals	Minnesota Twins Star OF/DH
Scott Studwell	9/8 - Falcons	Vikings ROH Member, retired after 42 years with organization as player and scout
Jim Marshall	9/22 - Raiders	Marshall with Purple People Eaters teammates Alan Page, Gary Larsen and Carl Eller
Keith Millard	10/13 - Eagles	Vikings DT and 1989 NFL Defensive Player of the Year
Steve Jordan	10/24 - Washington	Vikings Ring of Honor Inductee and record-setting TE played for team 1982-94
Jake Peterson	11/17 - Broncos	10-year U.S. Army veteran and Green Beret
Tyler Johnson	12/8 - Lions	Gophers WR from Minneapolis North HS, joined by native Minnesotan senior Gophers
Brian Robison	12/23 - Packers	Vikings DE
David Dixon	12/29 - Bears	Vikings G

2020

NAME	GAME	DESCRIPTION
Family of George Floyd	9/13 - Packers	Horn not sounded in honor of Floyd and others who no longer have a voice due to racism
Dr. Andrew Olson	9/27 - Titans	Bethesda Hospital Medical Director, Minnesota's COVID-19 Response Center
Erika Rucks	10/18 - Falcons	Lymphoma and breast cancer survivor, pediatric oncology nurse at UMN Children's
Colonel Gregory Fix	11/8 - Lions	Commander of Minnesota's 34th Expeditionary Combat Aviation Brigade
Ryan Burnet	11/22 - Cowboys	Founder of Northside Boxing Club in NE Minneapolis
Adrienne Diercks	11/29 - Panthers	Founder and Executive Director of Project Success
Emily Hunt Turner	12/6 - Jaguars	CEO of All Square
Patrick Healy	12/20 - Bears	Vikings Special Olympics Unified Flag Football team member

2021

NAME	GAME	DESCRIPTION
Gable Steveson	8/14 - Broncos	Olympic Gold Medalist
Conrad Cardano	8/21 - Colts	Player Personnel Consultant
Randall McDaniel	9/26 - Seahawks	Vikings Offensive Guard and Pro Football Hall of Famer
Kevin Williams	10/3 - Browns	Vikings Ring of Honor Inductee
Mark Rosen	10/10 - Lions	Twin Cities Broadcasting Legend
Steve Hutchinson	10/31 - Cowboys	Vikings Offensive Guard and Pro Football of Famer
Donald "Doc" E. Ballard	11/21 - Packers	Navy and National Guard Veteran
Paul Krause	12/9 - Steelers	Vikings Cornerback and Pro Football Hall of Famer
Tony Olivia	12/26 - Rams	2022 Baseball Hall of Fame Inductee
Sammy White	1/9/2 - Bears	Vikings Legend and 2022 Black College Football Hall of Fame Inductee

2022

NAME	GAME	DESCRIPTION
Sylvia Fowles	8/20 - 49ers	Minnesota Lynx star, 2-time WNBA Finals MVP
Cris Carter	9/11 - Packers	Vikings Hall of Fame WR
Lonnice Warwick	9/25 - Lions	Vikings LB 1965-72
Charlie Huizinga	10/9 - Bears	9-year old leukemia survivor
Jared Allen	10/30 - Cardinals	2022 Ring of Honor inductee
General Paul Nakasone	11/20 - Cowboys	Minnesota native and Army 4-star General, Commander of US Cyber Command
Suni Lee	11/24 - Patriots	St. Paul native and 2020 Olympic gold medal-winning gymnast
Jarius Wright	12/4 - Jets	Vikings WR 2012-17
Tommy Kramer & Ahmad Rashad	12/17 - Colts	Vikings QB/WR connected on Miracle at the Met TD vs. Cleveland in 1980
Kirill Kaprizov	12/24 - Giants	MN Wild forward
Brian O'Neill	1/15 - Giants	Vikings tackle



2022 VIKINGS STATS

2023 MINNESOTA VIKINGS

TEAM STATS

WON 13, LOST 4				KEVIN O'CONNELL (17 GAMES)	
09/11	W	23-7	Green Bay	66,959	
09/19	L	7-24	at Philadelphia	69,879	
09/25	W	28-24	Detroit	66,638	
10/02	W	28-25	at New Orleans	60,639	
10/09	W	29-22	Chicago	66,929	
10/16	W	24-16	at Miami	66,100	
10/30	W	34-26	Arizona	66,742	
11/06	W	20-17	at Washington	58,651	
11/13	W	33-30 (OT)	at Buffalo	70,844	
11/20	L	3-40	Dallas	66,992	
11/24	W	33-26	New England	66,918	
12/04	W	27-22	N.Y. Jets	66,973	
12/11	L	23-34	at Detroit	66,374	
12/17	W	39-36 (OT)	Indianapolis	66,801	
12/24	W	27-24	N.Y. Giants	66,919	
01/01	L	17-41	at Green Bay	78,190	
01/08	W	29-13	at Chicago	60,007	

2022 TEAM STATISTICS

FIRST DOWNS	382	359
Rushing	93	113
Passing	244	224
Penalty	45	22
Third Down-Made/Att	93/226	82/215
Third Down Efficiency	41.2%	38.1%
Fourth Down-Made/Att	9/19	11/29
Fourth Down Efficiency	47.4%	37.9%
TOTAL NET YARDS	6,145	6,608
Avg. Per Game	361.5	388.7
Total Plays	1,123	1,118
Avg. Per Play	5.5	5.9
NET YARDS RUSHING	1,661	2,093
Avg. Per Game	97.7	123.1
Total Rushes	404	463
Avg. Per Rush	4.1	4.5
NET YARDS PASSING	4,484	4,515
Avg. Per Game	263.8	265.6
Sacked/Yards Lost	47/334	38/241
Gross Yards	4,818	4,756
Attempts/Completions	672/448	617/408
Pct. of Completion	66.7%	66.1%
Had Intercepted	15	15
PUNTS/AVERAGE	73/47.4	58/45.9
Net Punting Average	42.5	40.6
PUNT RETURN/AVG.	26/6.4	38/7.7
KICKOFF RETURN/AVG.	36/25.6	34/26.2
INTERCEPTION RETURN/AVG.	15/12.4	15/19.3
PENALTIES/YARDS	88/684	111/926
FUMBLES/BALL LOST	18/8	20/10
TOUCHDOWNS	50	45
Rushing	18	18
Passing	30	23
Returns	2	4
EXTRA POINTS/ATTEMPTS	40/46	39/39
TWO POINT CONVERSION/ATT.	3/4	2/6
FIELD GOALS/ATTEMPTS	26/33	38/44
AVG. TIME OF POSSESSION	29:28	30:32

* SCORE BY PERIODS	Q1	Q2	Q3	Q4	OT	PTS
TEAM	78	110	61	169	6	424
OPPONENTS	95	132	109	91	0	427

SCORING	TD	RU	PA	RT	K-PAT	FG	2PT	S	PTS
G. Joseph	0	0	0	0	40/46	26/33	0	0	118
D. Cook	10	8	2	0	0/0	0/0	0	0	60
J. Jefferson	9	1	8	0	0/0	0/0	1	0	56
A. Thielen	6	0	6	0	0/0	0/0	1	0	38
A. Mattison	6	5	1	0	0/0	0/0	0	0	36
K. Osborn	5	0	5	0	0/0	0/0	0	0	30
T. Hockenson	3	0	3	0	0/0	0/0	1	0	20
K. Cousins	2	2	0	0	0/0	0/0	0	0	12
C. Ham	2	2	0	0	0/0	0/0	0	0	12
I. Smith Jr.	2	0	2	0	0/0	0/0	0	0	12
E. Kendricks	1	0	0	1	0/0	0/0	0	0	6
J. Mundt	1	0	1	0	0/0	0/0	0	0	6
J. Nailor	1	0	1	0	0/0	0/0	0	0	6
K. Nwangwu	1	0	0	1	0/0	0/0	0	0	6
J. Reagor	1	0	1	0	0/0	0/0	0	0	6
TEAM	50	18	30	2	40/46	26/33	3	0	424
OPPONENTS	45	18	23	4	39/39	38/44	2	0	427

SACKS: D. Hunter 10.5, Z. Smith 10.0, P. Jones II 4.0, D. Vonnum 4.0, J. Hicks 3.0, D. Tomlinson 2.5, H. Phillips 1.5, R. Blacklock 1.0, E. Kendricks 1.0, K. Tonga 0.5, **TM** 38.0, **OPP** 47.0 **FUM/LOST:** K. Cousins 7/3, D. Cook 4/4, J. Reagor 4/0, T. Hockenson 1/1, K. Osborn 1/0, I. Smith Jr. 1/0, **TM** 18/8, **OPP** 20/10

* PASSING	ATT	CMP	YDS	CMP%	YDS/ATT	TD	TD%	INT	INT%	LONG	SACK	LOST	RATING
K. Cousins	643	424	4,547	65.9	7.1	29	4.5	14	2.2	66	46	329	92.5
N. Mullens	25	21	224	84.0	9.0	1	4.0	1	4.0	37	0	0	100.7
J. Jefferson	2	2	34	100.0	17.0	0	0.0	0	0.0	23	0	0	118.8
R. Wright	2	1	13	50.0	6.5	0	0.0	0	0.0	13	0	0	70.8
D. Cook	0	0	0	---	---	0	---	0	---	---	1	5	---
TEAM	672	448	4,818	66.7	7.2	30	4.5	15	2.2	66	47	334	93.1
OPPONENTS	617	408	4,756	66.1	7.7	23	3.7	15	2.4	68t	38	241	91.6

* RUSHING	NO.	YDS	AVG	LONG	TD
D. Cook	264	1,173	4.4	81t	8
A. Mattison	74	283	3.8	15	5
K. Cousins	31	97	3.1	19	2
J. Reagor	4	25	6.3	17	0
J. Jefferson	4	24	6.0	10	1
T. Chandler	6	20	3.3	10	0
K. Nwangwu	9	14	1.6	8	0
N. Mullens	4	8	2.0	4	0
C. Ham	4	7	1.8	3t	2
K. Osborn	3	6	2.0	5	0
A. Thielen	1	4	4.0	4	0
TEAM	404	1,661	4.1	81t	18
OPPONENTS	463	2,093	4.5	48	18

* RECEIVING	TR	NO.	YDS	AVG	LONG	TD
J. Jefferson	184	128	1,809	14.1	64	8
A. Thielen	107	70	716	10.2	36	6
K. Osborn	90	60	650	10.8	66	5
T. Hockenson	86	60	519	8.7	21	3
D. Cook	56	39	295	7.6	64t	2
I. Smith Jr.	36	25	182	7.3	17	2
J. Mundt	21	19	140	7.4	17	1
A. Mattison	18	15	91	6.1	16	1
J. Nailor	13	9	179	19.9	47t	1
J. Reagor	13	8	104	13.0	38	1
C. Ham	12	10	86	8.6	17	0
B. Ellefson	3	3	26	8.7	12	0
K. Nwangwu	2	2	21	10.5	16	0
TEAM	641	448	4,818	10.8	66	30
OPPONENTS	588	408	4,756	11.7	68t	23

* INTERCEPTIONS	NO.	YDS	AVG	LONG	TD
P. Peterson	5	92	18.4	39	0
H. Smith	5	58	11.6	35	0
C. Bynum	2	17	8.5	12	0
J. Hicks	1	19	19.0	19	0
D. Shelley	1	0	0.0	0	0
J. Metellus	1	0	0.0	0	0
TEAM	15	186	12.4	39	0
OPPONENTS	15	290	19.3	75t	2

* FUMBLES	FUM	LST	FF	REC	TD
D. Cook	4	4	0	3	0
K. Cousins	7	3	0	0	0
T. Hockenson	1	1	0	0	0
K. Osborn	1	0	0	1	0
I. Smith Jr.	1	0	0	0	0
E. Ingram	0	0	0	1	0
J. Reagor	4	0	0	3	0
J. Jefferson	0	0	0	1	0
T. Jackson	0	0	0	1	0
TEAM	18	8	0	10	0
OPPONENTS	20	10	0	4	0

* PUNTING	NO.	YDS	AVG	NET	TB	IN	LG
R. Wright	73	3,457	47.4	42.5	1	32	73
TEAM	73	3,457	47.4	42.5	1	32	73
OPPONENTS	58	2,663	45.9	40.6	3	27	66

* PUNT RETURNS	RET	FC	YDS	AVG	LONG	TD
J. Reagor	26	14	167	6.4	25	0
TEAM	26	14	167	6.4	25	0
OPPONENTS	38	22	293	7.7	35	0

* KICKOFF RETURNS	NO.	YDS	AVG	LONG	TD
K. Nwangwu	35	920	26.3	97t	1
J. Mundt	1	0	0.0	0	0
TEAM	36	920	25.6	97t	1
OPPONENTS	34	890	26.2	105t	1

* FIELD GOALS	1-19	20-29	30-39	40-49	50+
G. Joseph	0/0	10/10	5/5	7/8	4/10
TEAM	0/0	10/10	5/5	7/8	4/10
OPPONENTS	0/0	9/9	6/6	17/16	10/13

G. Joseph: (28G, 56G, 29G) (-) (56WR, 56WR) (28G, 36G, 24G, 46G, 47G) (53WR, 51B) (34G) (56B) (25G, 28G) (27G, 33G) (25G) (30G, 36G) (51G, 41G) (41G) (40G) (40G, 61G) (21G, 46WR, 50WL) (28G, 50G, 41G)
OPP: (38G, 41B) (48RU, 40G, 54WR) (60G, 61LU) (50G, 43G, 51G) (44G, 52WR) (44G, 34G) (44G) (34G, 45G, 29G) (27G, 53G, 60G, 50G) (34G, 46G, 23G, 25G) (48G, 60G, 36G, 30G, 26G) (47WL, 41G, 49G) (26G, 28G, 49G, 27G, 52G) (44G, 44G, 55G) (26G, 56G)

2-Pt Conv: A. Thielen 1, J. Jefferson 1, T. Hockenson 1, **TM** 3-4, **OPP** 2-6

DEFENSIVE STATS

2022 REGULAR SEASON MINNESOTA VIKINGS DEFENSIVE STATS (THROUGH WEEK 18)

E. Kendricks	87	50	137	8	1.0/8.0	2	1	0	0/0	6
J. Hicks	86	43	129	2	3.0/11.0	4	0	1	1/19	10
H. Smith	66	19	85	1	0.0/0.0	0	0	1	5/58	10
C. Bynum	49	31	80	0	0.0/0.0	0	2	0	2/17	6
P. Peterson	56	10	66	3	0.0/0.0	0	0	0	5/91	15
D. Hunter	46	19	65	12	10.5/63.0	22	0	1	0/0	3
C. Sullivan	44	15	59	2	0.0/0.0	1	1	0	0/0	7
H. Phillips	28	31	59	3	1.5/7.0	6	1	1	0/0	1
C. Dantzler Sr.	45	5	50	3	0.0/0.0	0	1	1	0/0	5
Z. Smith	32	12	44	15	10.0/70.5	24	0	1	0/0	5
D. Tomlinson	20	22	42	3	2.5/21.0	10	1	1	0/0	0
D. Wonnum	23	11	34	5	4.0/28.0	10	0	1	0/0	0
J. Metellus	25	6	31	1	0.0/0.0	0	0	0	1/0	5
D. Shelley	22	8	30	0	0.0/0.0	0	0	0	1/0	8
K. Tonga	12	16	28	1	0.5/3.5	2	0	0	0/0	4
J. Bullard	17	6	23	5	0.0/0.0	1	0	0	0/0	0
A. Evans	18	3	21	3	0.0/0.0	0	0	1	0/0	2
P. Jones II	12	9	21	8	4.0/20.0	5	0	0	0/0	0
J. Lynch	11	9	20	1	0.0/0.0	0	0	0	0/0	0
B. Asamoah II	9	6	15	0	0.0/0.0	0	1	1	0/0	0
A. Booth Jr.	11	0	11	0	0.0/0.0	0	0	0	0/0	0
K. Boyd	4	1	5	0	0.0/0.0	0	0	0	0/0	0
E. Otomewo	3	2	5	1	0.0/0.0	0	0	0	0/0	0
T. Dye	1	3	4	0	0.0/0.0	0	0	0	0/0	0
T. Smith	1	3	4	1	0.0/0.0	0	0	0	0/0	0
R. Blacklock	2	0	2	2	1.0/9.0	1	0	0	0/0	0
L. Vilain	1	1	2	0	0.0/0.0	0	0	0	0/0	0
R. Connelly	1	0	1	0	0.0/0.0	0	0	0	0/0	0
W. Kwenkeu	1	0	1	1	0.0/0.0	0	0	0	0/0	0
J. Reagor	1	0	1	0	0.0/0.0	0	0	0	0/0	0
T. Jackson	0	1	1	0	0.0/0.0	0	0	0	0/0	0
VIKINGS TOTALS	734	342	1,076	81	38.0/241.0	88	8	10	15/185	87
OPP. TOTALS	700	371	1,071	99	47.0/334.0	137	8	11	15/290	91

Ass.=Assist, TFL=Tackle for a Loss, PR=Pressures, Int.=Interception, FR=Fumble Recovery, FF=Forced Fumble, PD=Pass Defense

2022 VIKINGS SPECIAL TEAMS

J. Metellus	8	3	11
T. Dye	7	4	11
C. Ham	8	0	8
K. Boyd	4	4	8
T. Jackson	4	4	8
P. Jones II	4	2	6
D. Wonnum	4	0	4
J. Nailor	3	1	4
A. DePaola	2	1	3
B. Asamoah II	2	0	2
D. Chisena	2	0	2
B. Ellefson	2	0	2
K. Nwangwu	2	0	2
L. Vilain	2	0	2
M. Dorn	1	1	2
A. Evans	1	1	2
T. Chandler	0	2	2
A. Booth Jr.	1	0	1
G. Joseph	1	0	1
W. Kwenkeu	1	0	1
D. Shelley	1	0	1
C. Sullivan	1	0	1
C. Bynum	0	1	1
TOTALS	61	24	85

DEFENSIVE STATS BY RANK

PLAYER	NO.	PLAYER	NO.	PLAYER	NO.	PLAYER	NO.	PLAYER	NO.
D. Hunter	10.5	P. Peterson	5	Z. Smith	15	P. Peterson	15	Z. Smith	24
Z. Smith	10.0	H. Smith	5	D. Hunter	12	J. Hicks	10	D. Hunter	22
P. Jones II	4.0	C. Bynum	2	P. Jones II	8	H. Smith	10	D. Tomlinson	10
D. Wonnum	4.0	J. Hicks	1	E. Kendricks	8	D. Shelley	8	D. Wonnum	10
J. Hicks	3.0	J. Metellus	1	J. Bullard	5	C. Sullivan	7	H. Phillips	6
D. Tomlinson	2.5	D. Shelley	1	D. Wonnum	5	C. Bynum	6	P. Jones II	5
H. Phillips	1.5			C. Dantzler Sr.	3	E. Kendricks	6	J. Hicks	4
R. Blacklock	1.0			A. Evans	3	C. Dantzler Sr.	5	E. Kendricks	2
E. Kendricks	1.0			P. Peterson	3	J. Metellus	5	K. Tonga	2
K. Tonga	0.5			H. Phillips	3	Z. Smith	5	R. Blacklock	1
				D. Tomlinson	3	K. Tonga	4	J. Bullard	1
				R. Blacklock	2	D. Hunter	3	C. Sullivan	1
				J. Hicks	2	A. Evans	2		
				C. Sullivan	2	H. Phillips	1		
				W. Kwenkeu	1				
				J. Lynch	1				
				J. Metellus	1				
				E. Otomewo	1				
				H. Smith	1				
				T. Smith	1				
				K. Tonga	1				

THE LAST TIME

BY VIKINGS		BY OPPONENT
* Never Has Happened *	500 YARDS PASSING	* Never Has Happened *
48 att., Kirk Cousins vs. N.Y. Giants, 12/24/22	40+ PASS ATTEMPTS	42 att., Daniel Jones vs. N.Y. Giants, 12/24/22
54 att., Kirk Cousins vs. Indianapolis, 12/17/22	50+ PASS ATTEMPTS	57 att., Mike White vs. N.Y. Jets, 12/04/22
460 yards, Kirk Cousins vs. Indianapolis, 12/17/22	400 YARDS PASSING	400 yards, Kyle Murray @ Arizona, 09/19/21
357 yards, Kirk Cousins @ Buffalo, 11/13/22	300 YARDS PASSING	334 yards, Daniel Jones vs. N.Y. Giants, 12/24/22
* Never Has Happened *	SIX TOUCHDOWN PASSES	* Never Has Happened *
* Never Has Happened *	SEVEN TOUCHDOWN PASSES	* Never Has Happened *
5 tds, Daunte Culpepper @ New Orleans, 10/17/04	FIVE+ TOUCHDOWN PASSES	5 tds, Jared Goff @ L.A. Rams, 09/27/18
5 tds, Daunte Culpepper: (1, 43, 16, 9, 1) @ New Orleans, 10/17/04	FIVE TOUCHDOWN PASSES	5 tds, Jared Goff: (8, 70, 19, 47, 31) @ L.A. Rams, 09/27/18
4 tds, Kirk Cousins: (2, 8, 1, 64) vs. Indianapolis, 12/17/22	FOUR TOUCHDOWN PASSES	4 tds, Aaron Rodgers: (25, 10, 18, 75) vs. Green Bay, 11/21/21
3 tds, Kirk Cousins: (12, 15, 17) vs. N.Y. Giants, 12/24/22	THREE TOUCHDOWN PASSES	3 tds, Jared Goff: (41, 48, 5) @ Detroit, 12/11/22
* Never Has Happened *	FOUR OR MORE INTERCEPTION GAME	* Never Has Happened *
3 ints, Darren Sharper @ N.Y. Giants, 11/13/05	THREE INTERCEPTION GAME	3 ints, Deltha O'Neal @ Cincinnati, 09/18/05
2 ints, Patrick Peterson @ Buffalo, 11/13/22	TWO INTERCEPTION GAME	2 ints, Darius Slay @ Philadelphia, 09/19/22
* Never Has Happened *	SEVEN+ INTERCEPTIONS THROWN	* Never Has Happened *
* Never Has Happened *	SIX INTERCEPTIONS THROWN	* Never Has Happened *
5 ints, Daunte Culpepper @ Cincinnati, 09/18/05	FIVE INTERCEPTIONS THROWN	5 ints, Ryan Fitzpatrick vs. St. Louis, 12/11/05
4 ints, Matt Cassel vs. New England, 09/14/14	FOUR INTERCEPTIONS THROWN	4 ints, Eli Manning @ N.Y. Giants, 11/25/07
3 ints, Kirk Cousins @ Green Bay, 01/01/23	THREE INTERCEPTIONS THROWN	3 ints, Matthew Stafford vs. L.A. Rams, 12/26/21
2 ints, Kirk Cousins vs. Indianapolis, 12/17/22	TWO INTERCEPTIONS THROWN	2 ints, Tim Boyle @ Chicago, 01/08/23
* Never Has Happened *	300 YARDS RUSHING	* Never Has Happened *
205 yards, Dalvin Cook vs. Pittsburgh, 12/09/21	200+ YARDS RUSHING	* Never Has Happened *
205 yards, Dalvin Cook vs. Pittsburgh, 12/09/21	200 YARDS RUSHING	* Never Has Happened *
163 yards, Dalvin Cook @ Green Bay, 11/01/20	150-199 YARDS RUSHING	155 yards, Alvin Kamara @ New Orleans, 12/25/20
119 yards, Dalvin Cook @ Buffalo, 11/13/22	100 YARDS RUSHING	111 yards, Aaron Jones @ Green Bay, 01/01/23
119 yards, Dalvin Cook @ Buffalo, 11/13/22	100-149 YARDS RUSHING	111 yards, Aaron Jones @ Green Bay, 01/01/23
* Never Has Happened *	TWO 100-YARD RUSHERS	116 yards/103 yards, Brandon Jacobs/Ahmad Bradshaw vs. N.Y. Giants, 12/13/10
* Never Has Happened *	FIVE TOUCHDOWNS RUSHING	6 tds, Alvin Kamara: (40, 1, 5, 6, 7, 3) @ New Orleans, 12/25/20
* Never Has Happened *	FOUR TOUCHDOWNS RUSHING	6 tds, Alvin Kamara: (40, 1, 5, 6, 7, 3) @ New Orleans, 12/25/20
3 tds, Dalvin Cook: (21, 1, 1) @ Green Bay, 11/01/20	THREE TOUCHDOWNS RUSHING	3 tds, Jonathan Stewart: (60, 1, 1) @ Carolina, 12/10/17
2 tds, Alexander Mattison: (1, 1) @ Chicago, 01/08/23	TWO TOUCHDOWNS RUSHING	2 tds, Ezekiel Elliott: (1, 1) vs. Dallas, 11/20/22
* Never Has Happened *	TWO PLAYERS WITH TWO TD RUSHING	Tiki Barber: (2, 5)/Michael Cloud: (1, 2) vs. N.Y. Giants, 10/31/04
Alexander Mattison: (7)/Kirk Cousins: (17)/Dalvin Cook: (4) vs. Arizona, 10/30/22	THREE PLAYERS WITH ONE TD RUSHING	Amos Zereoue/Jerome Bettis/Troy Edwards @ Pittsburgh, 12/02/01
205 yards, Dalvin Cook vs. Pittsburgh, 12/09/21	150 YARDS RUSHING	155 yards, Alvin Kamara @ New Orleans, 12/25/20
32 att., Dalvin Cook vs. Jacksonville, 12/06/20	30+ RUSHING ATTEMPTS	32 att., David Montgomery vs. Chicago, 12/20/20
54 yards, Alexander Mattison @ Chicago, 01/08/23	50-74 YARD RUSHING	50 yards, Khalil Herbert @ Chicago, 01/08/23
95 yards, Dalvin Cook vs. Indianapolis, 12/17/22	75+ YARD RUSHING	111 yards, Aaron Jones @ Green Bay, 01/01/23
32 att., Dalvin Cook vs. Jacksonville, 12/06/20	30-39 RUSHING ATTEMPTS	32 att., David Montgomery vs. Chicago, 12/20/20
* Never Has Happened *	40+ RUSHING ATTEMPTS	* Never Has Happened *
* Never Has Happened *	400 YARDS RUSHING (TEAM)	* Never Has Happened *
378 yards, Minnesota 35, L.A. Chargers 17 vs. San Diego, 11/04/07	300 YARDS RUSHING (TEAM)	* Never Has Happened *
242 yards, Minnesota 36, Pittsburgh 28 vs. Pittsburgh, 12/09/21	200 YARDS RUSHING (TEAM)	208 yards, San Francisco 34, Minnesota 26 @ San Francisco, 11/28/21
242 yards, Minnesota 36, Pittsburgh 28 vs. Pittsburgh, 12/09/21	200-299 YARDS RUSHING (TEAM)	208 yards, San Francisco 34, Minnesota 26 @ San Francisco, 11/28/21
242 yards, Minnesota 36, Pittsburgh 28 vs. Pittsburgh, 12/09/21	200+ YARDS RUSHING (TEAM)	208 yards, San Francisco 34, Minnesota 26 @ San Francisco, 11/28/21
378 yards, Minnesota 35, L.A. Chargers 17 vs. San Diego, 11/04/07	300+ YARDS RUSHING (TEAM)	* Never Has Happened *

THE LAST TIME

133 yards/109 yards, Justin Jefferson/T.J. Hockenson vs. N.Y. Giants, 12/24/22	TWO 100-YARD RECEIVERS	177 yards/129 yards, Tyreek Hill/Jaylen Waddle @ Miami, 10/16/22
223 yards, Justin Jefferson @ Detroit, 12/11/22	200 YARDS RECEIVING	249 yards, Alshon Jeffery vs. Chicago, 12/01/13
117 yards, K.J. Osborn @ Chicago, 01/08/23	100 YARDS RECEIVING	162 yards, Garrett Wilson vs. N.Y. Jets, 12/04/22
* Never Has Happened *	FOUR TOUCHDOWN RECEPTIONS	4 tds, Marvin Jones Jr.: (16, 3, 10, 2) @ Detroit, 10/20/19
* Never Has Happened *	FIVE TOUCHDOWN RECEPTIONS	* Never Has Happened *
3 tds, Stefon Diggs: (62, 51, 11) vs. Philadelphia, 10/13/19	THREE TOUCHDOWN RECEPTIONS	3 tds, Davante Adams: (5, 1, 7) @ Green Bay, 11/01/20
2 tds, T.J. Hockenson: (12, 15) vs. N.Y. Giants, 12/24/22	TWO TOUCHDOWN RECEPTIONS	2 tds, Tony Pollard: (30, 68) vs. Dallas, 11/20/22
Jermaine Wiggins: (1, 9)/Marcus Robinson: (16, 1) @ New Orleans, 10/17/04	TWO PLAYERS WITH TWO TD RECEPTIONS	* Never Has Happened *
157 yards, K.J. Osborn vs. Indianapolis, 12/17/22	150 YARDS RECEIVING	162 yards, Garrett Wilson vs. N.Y. Jets, 12/04/22
13 /12 , T.J. Hockenson/Justin Jefferson vs. N.Y. Giants, 12/24/22	10 OR MORE RECEPTIONS	10 , Michael Pittman Jr. vs. Indianapolis, 12/17/22
117 yards, K.J. Osborn @ Chicago, 01/08/23	100-149 YARDS RECEIVING	109 yards, Tony Pollard vs. Dallas, 11/20/22
157 yards, K.J. Osborn vs. Indianapolis, 12/17/22	150-199 YARDS RECEIVING	162 yards, Garrett Wilson vs. N.Y. Jets, 12/04/22
223 yards, Justin Jefferson @ Detroit, 12/11/22	200-299 YARDS RECEIVING	249 yards, Alshon Jeffery vs. Chicago, 12/01/13
* Never Has Happened *	300+ YARDS RECEIVING	* Never Has Happened *
119 yards/357 yards, Dalvin Cook/Kirk Cousins @ Buffalo, 11/13/22	100-YARD RUSHER AND 300-YARD PASSER	155 yards/311 yards, Alvin Kamara/Drew Brees @ New Orleans, 12/25/20
157/123 yards/460 yards, K.J. Osborn/Justin Jefferson/Kirk Cousins vs. Indianapolis, 12/17/22	100-YARD RECEIVER AND 300-YARD PASSER	162 yards/369 yards, Garrett Wilson/Mike White vs. N.Y. Jets, 12/04/22
119 yards/193 yards, Dalvin Cook/Justin Jefferson @ Buffalo, 11/13/22	100-YARD RUSHER AND 100-YARD RECEIVER	131 yards/109 yards, Sony Michel/Cooper Kupp vs. L.A. Rams, 12/26/21
119 yards/357 yards/193 yards, Dalvin Cook/Kirk Cousins Justin Jefferson @ Buffalo, 11/13/22	100-YARD RUSHER, 300-YARD PASSER, 100-YARD RECEIVER	119 yards/321 yards/118 yards, Derrick Henry/Ryan Tannehill Kalif Raymond vs. Tennessee, 09/27/20
130 yards/114/103 yards, Dalvin Cook/Adam Thielen/Justin Jefferson @ Houston, 10/04/20	100-YARD RUSHER/TWO 100-YARD RECEIVERS	* Never Has Happened *
157/123 yards/460 yards, K.J. Osborn/Justin Jefferson/Kirk Cousins vs. Indianapolis, 12/17/22	TWO 100-YARD RECEIVERS/300-YARD PASSER	177/129 yards/329 yards, Tyreek Hill/Jaylen Waddle/Teddy Bridgewater @ Miami, 10/16/22
66 yards, Patrick Peterson: (5:10) (No Huddle, Shotgun) 14-A.Dalton pass deep left intended for 83-D.Newsome INTERCEPTED by 7-P.Peterson [79-K.Willekes] at MIN 34. 7-P.Peterson for 66 yards, TOUCHDOWN. vs. Chicago, 01/09/22	INTERCEPTED PASS RETURNED FOR A TOUCHDOWN	75 yards, Darnell Savage: (5:33) (Shotgun) 8-K.Cousins pass short middle intended for 87-T.Hockenson INTERCEPTED by 26-D.Savage (29-R.Douglas) at GB 25. 26-D.Savage for 75 yards, TOUCHDOWN. @ Green Bay, 01/01/23
0 yards, Eric Kendricks: (-:49) 68-B.Hart reported in as eligible. 17-J.Allen FUMBLES (Aborted) at BUF 1, RECOVERED by MIN-54-E.Kendricks at BUF 0. TOUCHDOWN. The Replay Official reviewed the loose ball recovery ruling, and the play was Upheld. The ruling on the field stands. @ Buffalo, 11/13/22	FUMBLE RETURNED FOR A TOUCHDOWN	29 yards, Justin Coleman: (2:49) (Shotgun) 8-K.Cousins sacked at MIN 18 for -7 yards (59-J.Martin). FUMBLES (59-J.Martin) [59-J.Martin], RECOVERED by SEA-28-J.Coleman at MIN 29. 28-J.Coleman for 29 yards, TOUCHDOWN. @ Seattle, 12/10/18
Ifeadi Odenigbo: (14:15) (Shotgun) 2-M.Glennon sacked in End Zone for -4 yards, SAFETY (95-I.Odenigbo). vs. Jacksonville, 12/06/20	SAFETY SCORED	DeForest Buckner: (5:01) (Shotgun) 8-K.Cousins sacked in End Zone for -5 yards, SAFETY (99-D.Buckner). @ Indianapolis, 09/20/20
Minnesota 16, Green Bay 0 @ Green Bay, 12/23/17	SHUTOUT	Green Bay 34, Minnesota 0 @ Green Bay, 11/11/07
* Never Has Happened *	FIVE+ SACK GAME	* Never Has Happened *
* Never Has Happened *	SIX+ SACK GAME	* Never Has Happened *
* Never Has Happened *	FIVE SACK GAME	* Never Has Happened *
4.5 sk, Jared Allen vs. Green Bay, 10/05/09	FOUR SACK GAME	4.0 sk, Leonard Little @ St. Louis, 11/30/03
3.0 sk, Za'Darius Smith vs. Arizona, 10/30/22	THREE SACK GAME	3.5 sk, Za'Darius Smith vs. Green Bay, 12/23/19
2.0 sk, Danielle Hunter vs. N.Y. Giants, 12/24/22	TWO SACK GAME	2.0 sk, Dayo Odeyingbo vs. Indianapolis, 12/17/22
* Never Has Happened *	TWO INTERCEPTIONS BY TEAMMATES	* Never Has Happened *
2 fr, Eric Kendricks vs. Green Bay, 12/23/19	TWO OPPONENT FUMBLE RECOVERIES	2 fr, Jeremy Chinn vs. Carolina, 11/29/20
100t yards, Xavier Rhodes vs. Arizona, 11/20/16	70+ YARD INTERCEPTION RETURN	75t yards, Darnell Savage @ Green Bay, 01/01/23
2 ints, Patrick Peterson @ Buffalo, 11/13/22	TWO INTERCEPTIONS	2 ints, Darius Slay @ Philadelphia, 09/19/22
3 ints, Darren Sharper @ N.Y. Giants, 11/13/05	THREE INTERCEPTIONS	3 ints, Deltha O'Neal @ Cincinnati, 09/18/05
* Never Has Happened *	FOUR INTERCEPTIONS	* Never Has Happened *
22 yards, Detroit 34, Minnesota 23 @ Detroit, 12/11/22	LESS THAN 25 RUSHING YARDS	20 yards, Detroit 26, Minnesota 23 vs. Detroit, 09/25/11
22 yards, Detroit 34, Minnesota 23 @ Detroit, 12/11/22	LESS THAN 50 RUSHING YARDS	45 yards, Minnesota 33, New England 26 vs. New England, 11/24/22
45 yards, Minnesota 33, New England 26 vs. New England, 11/24/22	LESS THAN 100 RUSHING YARDS	83 yards, Minnesota 27, N.Y. Giants 24 vs. N.Y. Giants, 12/24/22
44 yards, Seattle 30, Minnesota 20 @ Seattle, 11/04/12	LESS THAN 50 NET PASSING YARDS	37 yards, Minnesota 41, Miami 17 vs. Miami, 12/16/18
61 yards, Minnesota 17, Chicago 9 @ Chicago, 12/20/21	LESS THAN 100 NET PASSING YARDS	37 yards, Minnesota 41, Miami 17 vs. Miami, 12/16/18
110 yards, Dallas 40, Minnesota 3 vs. Dallas, 11/20/22	LESS THAN 150 NET PASSING YARDS	141 yards, Minnesota 29, Chicago 13 @ Chicago, 01/08/23

THE LAST TIME

149 yards, Minnesota 19, Chicago 13 @ Chicago, 11/16/20	LESS THAN 150 YARDS NET OFFENSE	139 yards, Green Bay 23, Minnesota 10 vs. Green Bay, 12/23/19
149 yards, Minnesota 19, Chicago 13 @ Chicago, 11/16/20	LESS THAN 200 YARDS NET OFFENSE	183 yards, Dallas 40, Minnesota 3 vs. Dallas, 11/20/22
259 yards, Minnesota 29, Chicago 13 @ Chicago, 01/08/23	LESS THAN 300 YARDS NET OFFENSE	287 yards, Minnesota 27, N.Y. Jets 22 vs. N.Y. Jets, 12/04/22
4 to, Green Bay 41, Minnesota 17 @ Green Bay, 01/01/23	FORCED FOUR TURNOVERS	4 to, Minnesota 33, Buffalo 30 @ Buffalo, 11/13/22
6 to, Detroit 34, Minnesota 28 @ Detroit, 12/11/11	FORCED FIVE+ TURNOVERS	7 to, Minnesota 39, L.A. Chargers 10 @ L.A. Chargers, 12/15/19
2 to, Minnesota 29, Chicago 13 @ Chicago, 01/08/23	AT LEAST ONE TURNOVER	2 to, Minnesota 29, Chicago 13 @ Chicago, 01/08/23
4 to, Minnesota 33, Buffalo 30 @ Buffalo, 11/13/22	FORCED THREE+ TURNOVERS	4 to, Green Bay 41, Minnesota 17 @ Green Bay, 01/01/23
97 yards, Kene Nwangwu: 6-N.Folk kicks 62 yards from NE 35 to MIN 3. 26-K.Nwangwu for 97 yards, TOUCHDOWN. vs. New England, 11/24/22	KICKOFF RETURNED FOR A TOUCHDOWN	105 yards, Keisean Nixon: 1-G.Joseph kicks 70 yards from MIN 35 to GB -5. 25-K.Nixon for 105 yards, TOUCHDOWN. @ Green Bay, 01/01/23
79 yards, Marcus Sherels: (9:05) (Punt formation) 9-S.Lechler punts 57 yards to MIN 21, Center-46-J.Weeks. 35-M.Sherels for 79 yards, TOUCHDOWN. vs. Houston, 10/09/16	PUNT RETURNED FOR A TOUCHDOWN	61 yards, Brandon Powell: (7:22) 3-J.Berry punts 40 yards to LA 39, Center-42-A.DePaola. 19-B.Powell for 61 yards, TOUCHDOWN. PENALTY on MIN-22-H.Smith, Unsportsmanlike Conduct, 15 yards, enforced between downs. vs. L.A. Rams, 12/26/21
Kevin Williams: (6:31) 1-M.Gramatica 46 yard field goal is BLOCKED (93-K.Williams), Center-47-K.Houser, Holder-7-S.Weatherford, RECOVERED by MIN-26-A.Winfield at MIN 41. 26-A.Winfield for 59 yards, TOUCHDOWN. PENALTY on MIN-26-A.Winfield, Unsportsmanlike Conduct, 15 yards, enforced between downs. @ New Orleans, 10/06/08	BLOCKED FIELD GOAL RETURNED FOR A TOUCHDOWN	Chandler Jones: (:19) (Field Goal formation) 3-B.Walsh 48 yard field goal is BLOCKED (95-Cha.Jones), Center-46-C.Loeffler, Holder-18-J.Locke, RECOVERED by NE-95-Cha.Jones at NE 42. 95-Cha.Jones for 58 yards, TOUCHDOWN. vs. New England, 09/14/14
Adam Thielen: (7:09) (Punt formation) 8-B.Nortman punt is BLOCKED by 19-A.Thielen, Center-44-J.Jansen, RECOVERED by MIN-19-A.Thielen at CAR 30. 19-A.Thielen for 30 yards, TOUCHDOWN. vs. Carolina, 11/30/14	BLOCKED PUNT RETURNED FOR A TOUCHDOWN	Ifeadi Odenigbo: (8:20) 14-R.Wright punt is BLOCKED by 59-I.Odenigbo, Center-42-A.DePaola, RECOVERED by IND-57-J.Domann at MIN 24. 57-J.Domann for 24 yards, TOUCHDOWN. vs. Indianapolis, 12/17/22
50 yards, Greg Joseph: (15:00) 1-G.Joseph 50 yard field goal is GOOD, Center-42-A.DePaola, Holder-14-R.Wright. @ Chicago, 01/08/23	MADE FIELD GOAL OF 50 YARDS OR LONGER	56 yards, Mason Crosby: (:04) 2-M.Crosby 56 yard field goal is GOOD, Center-56-J.Coco, Holder-16-P.O'Donnell. @ Green Bay, 01/01/23
56 yards, Greg Joseph: (:03) 1-G.Joseph 56 yard field goal is BLOCKED (95-L.Fotu), Center-42-A.DePaola, Holder-14-R.Wright. vs. Arizona, 10/30/22	BLOCKED FIELD GOAL	41 yards, Jake Elliott: (3:26) 4-J.Elliott 41 yard field goal is BLOCKED (7-P.Peterson), Center-45-R.Lovato, Holder-8-A.Siposs, RECOVERED by MIN-29-K.Boyd at MIN 43. 29-K.Boyd to PHI 30 for 27 yards (8-A.Siposs). @ Philadelphia, 09/19/22
Ryan Wright: (8:20) 14-R.Wright punt is BLOCKED by 59-I.Odenigbo, Center-42-A.DePaola, RECOVERED by IND-57-J.Domann at MIN 24. 57-J.Domann for 24 yards, TOUCHDOWN. vs. Indianapolis, 12/17/22	BLOCKED PUNT	Pat O'Donnell: (11:59) 16-P.O'Donnell punt is BLOCKED by 44-J.Metellus, Center-56-J.Coco, recovered by GB-6-D.Leavitt at GB 4. 6-D.Leavitt to GB 1 for -3 yards (91-P.Jones). @ Green Bay, 01/01/23
Greg Joseph: 1-G.Joseph extra point is No Good, Wide Right, Center-42-A.DePaola, Holder-14-R.Wright. @ Chicago, 01/08/23	MISSED POINT AFTER TOUCHDOWN ATTEMPT	Matt Prater: 5-M.Prater extra point is No Good, Wide Left, Center-48-D.Muhlbach, Holder-3-J.Fox. @ Detroit, 01/03/21
Greg Zuerlein [Eric Wilson blocked]: 2-G.Zuerlein extra point is Blocked (50-E.Wilson), Center-91-L.Ladouceur, Holder-1-H.Niswander. vs. Dallas, 11/22/20	POINT AFTER TOUCHDOWN ATTEMPT BLOCKED	Dan Bailey [Tony Brown blocked]: 5-D.Bailey extra point is Blocked (28-T.Brown), Center-58-A.Cutting, Holder-2-B.Colquitt. @ Green Bay, 09/15/19
Jayron Kearse: 2-K.Forbath kicks onside 12 yards from MIN 35 to MIN 47. RECOVERED by MIN-27-J.Kearse. @ Green Bay, 12/24/16	SUCCESSFUL ONSIDE KICK	Sherrick McManis: 9-R.Gould kicks onside 12 yards from CHI 35 to CHI 47. RECOVERED by CHI-27-S.McManis. vs. Chicago, 12/20/15
5 fg, Greg Joseph: (28, 36, 24, 46, 47) @ New Orleans, 10/02/22	FIVE FIELD GOALS	5 fg, Chase McLaughlin: (26, 28, 49, 27, 52) vs. Indianapolis, 12/17/22
6 fg, Kai Forbath: (52, 51, 43, 43, 34, 32) vs. Baltimore, 10/22/17	SIX FIELD GOALS	6 fg, Stephen Gostkowski: (39, 31, 30, 51, 54, 55) vs. Tennessee, 09/27/20
50 yards, Greg Joseph: (3:43) 1-G.Joseph 41 yard field goal is GOOD, Center-42-A.DePaola, Holder-14-R.Wright. @ Chicago, 01/08/23	50-59 YARD FIELD GOAL	56 yards, Mason Crosby: (:04) 2-M.Crosby 56 yard field goal is GOOD, Center-56-J.Coco, Holder-16-P.O'Donnell. @ Green Bay, 01/01/23
4 fg, Greg Joseph: (38, 38, 55, 54) vs. Detroit, 10/10/21	FOUR FIELD GOALS	4 fg, Nick Folk: (34, 46, 23, 25) vs. New England, 11/24/22
61 yards, Greg Joseph: (:04) 1-G.Joseph 61 yard field goal is GOOD, Center-42-A.DePaola, Holder-14-R.Wright. vs. N.Y. Giants, 12/24/22	60+ YARD FIELD GOAL	60 yards, Greg Zuerlein: (12:33) 6-G.Zuerlein 26 yard field goal is GOOD, Center-42-T.Hennessy, Holder-7-B.Mann. vs. N.Y. Jets, 12/04/22
3 fg, Greg Joseph: (28, 50, 41) @ Chicago, 01/08/23	THREE FIELD GOALS	3 fg, Graham Gano: (44, 44, 55) vs. N.Y. Giants, 12/24/22
54t yards, Marcus Sherels @ Carolina, 09/25/16	50-69 YARD PUNT RETURN	61t yards, Brandon Powell vs. L.A. Rams, 12/26/21
70 yards, Marcus Sherels vs. Miami, 12/16/18	70-89 YARD PUNT RETURN	80t yards, Randall Cobb @ Green Bay, 11/14/11
63 yds, Ryan Wright vs. Indianapolis, 12/17/22	60-69 YARD PUNT	61 yds, Jamie Gillan vs. N.Y. Giants, 12/24/22
91t yards, Nate Burleson @ Indianapolis, 11/08/04	90+ YARD PUNT RETURN	93t yards, Micah Hyde vs. Green Bay, 10/27/13
73 yds, Ryan Wright @ Miami, 10/16/22	70+ YARD PUNT	72 yds, Pat O'Donnell @ Chicago, 12/20/21
53 yards, Cordarrelle Patterson @ Jacksonville, 12/11/16	50-69 YARD KICKOFF RETURN	52 yards, Corey Ballentine @ N.Y. Giants, 10/06/19
10 punts, Ryan Wright @ Miami, 10/16/22	PUNTED 10+ TIMES	* Never Has Happened *
70 yards, Cordarrelle Patterson @ Green Bay, 01/03/16	70-89 YARD KICKOFF RETURN	70 yards, Jamal Agnew @ Detroit, 01/03/21
97t yards, Kene Nwangwu vs. New England, 11/24/22	90+ YARD KICKOFF RETURN	105t yards, Keisean Nixon @ Green Bay, 01/01/23
518 yards, Minnesota 518, Indianapolis 341 vs. Indianapolis, 12/17/22	500 TOTAL YARDS OF OFFENSE	500 yards, Baltimore 500, Minnesota 318 @ Baltimore, 11/07/21

THE LAST TIME

482 yards, Minnesota 482, Chicago 259 @ Chicago, 01/08/23	400 TOTAL YARDS OF OFFENSE	445 yards, N.Y. Giants 445, Minnesota 353 vs. N.Y. Giants, 12/24/22
ST: (3:23) (Shotgun) C.Palmer pass short left intended for Jo.Brown INTERCEPTED by X.Rhodes at MIN 0. X.Rhodes for 100 yards, TOUCHDOWN.DEF: (10:30) (Shotgun) S.Bradford pass incomplete deep right to A.Thielen. Minnesota challenged the incomplete pass ruling, and the play was REVERSED. (Shotgun) S.Bradford pass deep right to A.Thielen for 16 yards, TOUCHDOWN.DEF: (7:19) M.Asiate up the middle to ARZ 1 for 1 yard (D.Bucannon; J.Mauro). Minnesota challenged the runner was down by contact ruling, and the play was REVERSED. M.Asiate up the middle for 2 yards, TOUCHDOWN.OFF: C.Catanzaro kicks 69 yards from ARZ 35 to MIN -4. C.Patterson for 104 yards, TOUCHDOWN. vs. Arizona, 11/20/16	TOUCHDOWN ON OFFENSE, DEFENSE AND SPECIAL TEAMS	ST: (15:00) A.Dillon left tackle for 2 yards, TOUCHDOWN.ST: (9:31) A.Rodgers scrambles right end for 2 yards, TOUCHDOWN.ST: (2:48) (Shotgun) A.Rodgers pass deep right to R.Tonyan for 21 yards, TOUCHDOWN.DEF: (5:33) (Shotgun) K.Cousins pass short middle intended for T.Hockenson INTERCEPTED by D.Savage (R.Douglas) at GB 25. D.Savage for 75 yards, TOUCHDOWN.OFF: G.Joseph kicks 70 yards from MIN 35 to GB -5. K.Nixon for 105 yards, TOUCHDOWN. @ Green Bay, 01/01/23
Kirk Cousins: (Pass formation) TWO-POINT CONVERSION ATTEMPT. 8-K.Cousins pass to 87-T.Hockenson is complete. ATTEMPT SUCCEEDS. vs. Indianapolis, 12/17/22	MADE TWO-POINT CONVERSION	Daniel Jones: TWO-POINT CONVERSION ATTEMPT. 8-D.Jones pass to 82-D.Bellinger is complete. ATTEMPT SUCCEEDS. vs. N.Y. Giants, 12/24/22
Kirk Cousins: TWO-POINT CONVERSION ATTEMPT. 8-K.Cousins pass to 19-A.Thielen is complete. ATTEMPT FAILS. MIN-19-A.Thielen was injured during the play. @ Detroit, 12/11/22	FAILED TWO-POINT CONVERSION	Tim Boyle: TWO-POINT CONVERSION ATTEMPT. 17-T.Boyle pass to 85-C.Kmet is incomplete. ATTEMPT FAILS. Penalty on CHI-72-A.Leachwood, Illegal Formation, declined. @ Chicago, 01/08/23
* Never Has Happened *	50 POINTS	New Orleans 52, Minnesota 33 @ New Orleans, 12/25/20
Minnesota 42, Detroit 30 @ Detroit, 10/20/19	40 POINTS	Green Bay 41, Minnesota 17 @ Green Bay, 01/01/23
Minnesota 39, Indianapolis 36 vs. Indianapolis, 12/17/22	OVERTIME WIN	Baltimore 34, Minnesota 31 @ Baltimore, 11/07/21
Baltimore 34, Minnesota 31 @ Baltimore, 11/07/21	OVERTIME LOSS	Minnesota 39, Indianapolis 36 vs. Indianapolis, 12/17/22
Green Bay 29, Minnesota 29 @ Green Bay, 09/16/18	OVERTIME TIE	Green Bay 29, Minnesota 29 @ Green Bay, 09/16/18
Minnesota 21, Miami 0 vs. Miami, 12/16/18	20 FIRST-QUARTER POINTS	Detroit 21, Minnesota 7 @ Detroit, 12/11/11
Minnesota 21, Washington 7 @ Washington, 11/12/17	20 SECOND-QUARTER POINTS	Detroit 20, Minnesota 0 @ Detroit, 12/05/21
* Never Has Happened *	20 THIRD-QUARTER POINTS	San Francisco 20, Minnesota 12 @ San Francisco, 11/28/21
Minnesota 22, Indianapolis 0 vs. Indianapolis, 12/17/22	20 FOURTH-QUARTER POINTS	Pittsburgh 21, Minnesota 7 vs. Pittsburgh, 12/09/21
* Never Has Happened *	SHUTOUT AT HOME	* Never Has Happened *
Minnesota 16, Green Bay 0 @ Green Bay, 12/23/17	SHUTOUT ON THE ROAD	Green Bay 34, Minnesota 0 @ Green Bay, 11/11/07
Minnesota 39, Indianapolis 36 vs. Indianapolis, 12/17/22	OVERTIME WIN AT HOME	Detroit 22, Minnesota 16 vs. Detroit, 11/06/16
Minnesota 33, Buffalo 30 @ Buffalo, 11/13/22	OVERTIME WIN ON THE ROAD	Baltimore 34, Minnesota 31 @ Baltimore, 11/07/21
10 pen, Minnesota 34, Arizona 26 vs. Arizona, 10/30/22	10 PENALTIES	11 pen, Minnesota 39, Indianapolis 36 vs. Indianapolis, 12/17/22
3 td, Minnesota 29, Chicago 13 (10:16) K.Cousins pass short right to A.Thielen for 4 yards, TOUCHDOWN. (9:24) K.Hinton reported in as eligible. A.Mattison right tackle for 1 yard, TOUCHDOWN. (9:28) (No Huddle) A.Mattison left tackle for 1 yard, TOUCHDOWN. @ Chicago, 01/08/23	THREE TOTAL TOUCHDOWNS	3 td, Minnesota 39, Indianapolis 36 (8:20) R.Wright punt is BLOCKED by I.Odenigbo, Center-A.DePaola, RECOVERED by IND-J.Domann at MIN 24. J.Domann for 24 yards, TOUCHDOWN. (3:55) M.Ryan pass short right to D.Jackson for 1 yard, TOUCHDOWN. (5:57) (Shotgun) K.Cousins pass short middle intended for J.Reagor INTERCEPTED by J.Blackmon at MIN 17. J.Blackmon for 17 yards, TOUCHDOWN. vs. Indianapolis, 12/17/22
0 to, Minnesota 27, N.Y. Giants 24 vs. N.Y. Giants, 12/24/22	NO TURNOVERS	0 to, Green Bay 41, Minnesota 17 @ Green Bay, 01/01/23
4 td, Minnesota 33, New England 26 (10:44) (No Huddle, Shotgun) K.Cousins pass short right to J.Jefferson for 6 yards, TOUCHDOWN. (1:35) K.Cousins pass short left to T.Hockenson for 1 yard, TOUCHDOWN. N.Folk kicks 62 yards from NE 35 to MIN 3. K.Nwangwu for 97 yards, TOUCHDOWN. (9:40) K.Cousins pass short left to A.Thielen for 15 yards, TOUCHDOWN. vs. New England, 11/24/22	FOUR TOTAL TOUCHDOWNS	4 td, Detroit 34, Minnesota 23 (10:34) J.Goff pass deep right to J.Williams for 41 yards, TOUCHDOWN. (6:42) (Shotgun) J.Goff pass deep left to D.Chark for 48 yards, TOUCHDOWN. (5:48) J.Goff pass short middle to J.Reynolds for 5 yards, TOUCHDOWN. (13:35) J.Jackson left end for 15 yards, TOUCHDOWN. @ Detroit, 12/11/22
40:55 TOP, Minnesota 36, Chicago 10 vs. Chicago, 11/29/09	OVER 40:00 TIME OF POSSESSION (NON-OT)	41:16 TOP, Green Bay 43, Minnesota 34 vs. Green Bay, 09/13/20
@ Baltimore, 11/07/21	NO SACKS/NO INTERCEPTIONS ALLOWED	@ Detroit, 12/11/22
(7, 9, 7, 10 Points), Minnesota 33, New England 26 vs. New England, 11/24/22	SCORE TOUCHDOWN IN EACH QUARTER	(7, 7, 7, 13 Points), Detroit 34, Minnesota 23 @ Detroit, 12/11/22
36 (second half), Minnesota 39, Indianapolis 36 vs. Indianapolis, 12/17/22	30 ONE-HALF POINTS	33 (first half), Minnesota 39, Indianapolis 36 vs. Indianapolis, 12/17/22
Minnesota 39, L.A. Chargers 10 @ L.A. Chargers, 12/15/19	WON GAME BY 20+ POINTS	Green Bay 41, Minnesota 17 @ Green Bay, 01/01/23

*Last Time from 2001-Pr.

NFL STANDINGS & RESULTS

EAST DIVISION												
TEAM	W	L	T	PCT	PF	PA	NET PTS	HOME	AWAY	CONF	DIV	STREAK
Buffalo Bills	13	3	0	.813	455	286	169	7-1-0	6-2-0	9-2-0	4-2-0	Won 7
Miami Dolphins	9	8	0	.529	397	399	-2	6-2-0	3-6-0	7-5-0	3-3-0	Won 1
New England Patriots	8	9	0	.471	364	347	17	4-4-0	4-5-0	6-6-0	3-3-0	Lost 1
New York Jets	7	10	0	.412	296	316	-20	3-5-0	4-5-0	5-7-0	2-4-0	Lost 6

NORTH DIVISION												
TEAM	W	L	T	PCT	PF	PA	NET PTS	HOME	AWAY	CONF	DIV	STREAK
Cincinnati Bengals	12	4	0	.750	418	322	96	6-1-0	6-3-0	8-3-0	3-3-0	Won 8
Baltimore Ravens	10	7	0	.588	350	315	35	5-3-0	5-4-0	6-6-0	3-3-0	Lost 2
Pittsburgh Steelers	9	8	0	.529	308	346	-38	4-4-0	5-4-0	5-7-0	3-3-0	Won 4
Cleveland Browns	7	10	0	.412	361	381	-20	4-4-0	3-6-0	4-8-0	3-3-0	Lost 1

SOUTH DIVISION												
TEAM	W	L	T	PCT	PF	PA	NET PTS	HOME	AWAY	CONF	DIV	STREAK
Jacksonville Jaguars	9	8	0	.529	404	350	54	5-3-0	4-5-0	8-4-0	4-2-0	Won 5
Tennessee Titans	7	10	0	.412	298	359	-61	3-5-0	4-5-0	5-7-0	3-3-0	Lost 7
Indianapolis Colts	4	12	1	.265	289	427	-138	2-6-0	2-6-1	4-7-1	1-4-1	Lost 7
Houston Texans	3	13	1	.206	289	420	-131	0-7-1	3-6-0	3-8-1	3-2-1	Won 1

WEST DIVISION												
TEAM	W	L	T	PCT	PF	PA	NET PTS	HOME	AWAY	CONF	DIV	STREAK
Kansas City Chiefs	14	3	0	.824	496	369	127	7-1-0	7-2-0	9-3-0	6-0-0	Won 5
Los Angeles Chargers	10	7	0	.588	391	384	7	5-3-0	5-4-0	7-5-0	2-4-0	Won 1
Las Vegas Raiders	6	11	0	.353	395	418	-23	4-4-0	2-7-0	5-7-0	3-3-0	Lost 3
Denver Broncos	5	12	0	.294	287	359	-72	4-4-0	1-8-0	3-9-0	1-5-0	Won 1

EAST DIVISION												
TEAM	W	L	T	PCT	PF	PA	NET PTS	HOME	AWAY	CONF	DIV	STREAK
Philadelphia Eagles	14	3	0	.824	477	344	133	7-2-0	7-1-0	9-3-0	4-2-0	Won 1
Dallas Cowboys	12	5	0	.706	467	342	125	8-1-0	4-4-0	8-4-0	4-2-0	Lost 1
New York Giants	9	7	1	.559	365	371	-6	5-3-1	4-4-0	4-7-1	1-4-1	Lost 1
Washington Commanders	8	8	1	.500	321	343	-22	4-5-0	4-3-1	5-6-1	2-3-1	Won 1


NORTH DIVISION												
TEAM	W	L	T	PCT	PF	PA	NET PTS	HOME	AWAY	CONF	DIV	STREAK
Minnesota Vikings	13	4	0	.765	424	427	-3	8-1-0	5-3-0	8-4-0	4-2-0	Won 1
Detroit Lions	9	8	0	.529	453	427	26	5-4-0	4-4-0	7-5-0	5-1-0	Won 2
Green Bay Packers	8	9	0	.471	370	371	-1	5-4-0	3-5-0	6-6-0	3-3-0	Lost 1
Chicago Bears	3	14	0	.176	326	463	-137	2-7-0	1-7-0	1-11-0	0-6-0	Lost 10

SOUTH DIVISION												
TEAM	W	L	T	PCT	PF	PA	NET PTS	HOME	AWAY	CONF	DIV	STREAK
Tampa Bay Buccaneers	8	9	0	.471	313	358	-45	5-4-0	3-5-0	8-4-0	4-2-0	Lost 1
Carolina Panthers	7	10	0	.412	347	374	-27	5-4-0	2-6-0	6-6-0	4-2-0	Won 1
Atlanta Falcons	7	10	0	.412	365	386	-21	6-3-0	1-7-0	6-6-0	2-4-0	Won 2
New Orleans Saints	7	10	0	.412	330	345	-15	4-5-0	3-5-0	5-7-0	2-4-0	Lost 1

WEST DIVISION												
TEAM	W	L	T	PCT	PF	PA	NET PTS	HOME	AWAY	CONF	DIV	STREAK
San Francisco 49ers	13	4	0	.765	450	277	173	8-1-0	5-3-0	10-2-0	6-0-0	Won 10
Seattle Seahawks	9	8	0	.529	407	401	6	5-4-0	4-4-0	6-6-0	4-2-0	Won 2
Los Angeles Rams	5	12	0	.294	307	384	-77	4-5-0	1-7-0	3-9-0	1-5-0	Lost 2
Arizona Cardinals	4	13	0	.235	340	449	-109	1-8-0	3-5-0	3-9-0	1-5-0	Lost 7

IN MEMORIAM


The Vikings family suffered heartbreaking losses in 2022 and 2023 - individuals who left their marks on the team and community and have a permanent place in the memories of the Vikings, their loved ones and their fans.



Joe Kapp




Bud Grant



Frank Gilliam



Adam Zimmer



Bob Berry



Frank Youse



Charley Ferguson



Red McCombs

VIKINGS SCHEDULE

National Football League
345 Park Avenue, New York, NY 10154
Phone: 212-450-2000

AFC

EAST
Buffalo
New England
Miami
N.Y. Jets

SOUTH
Houston
Indianapolis
Jacksonville
Tennessee

NORTH
Baltimore
Cincinnati
Cleveland
Pittsburgh

WEST
Denver
Las Vegas
Kansas City
L.A. Chargers

NFC

EAST
Dallas
N.Y. Giants
Philadelphia
Washington

SOUTH
Atlanta
Carolina
New Orleans
Tampa Bay

NORTH
Chicago
Detroit
Green Bay
Minnesota

WEST
L.A. Rams
San Francisco
Seattle
Arizona

2023 NFL Schedule (All Times Central)

WEEK 1				
THURSDAY, SEPTEMBER 7				
Detroit at Kansas City	07:20pm			
SUNDAY, SEPTEMBER 10				
Tampa Bay at Minnesota	12:00pm			
Arizona at Washington	12:00pm			
Carolina at Atlanta	12:00pm			
Cincinnati at Cleveland	12:00pm			
Houston at Baltimore	12:00pm			
Jacksonville at Indianapolis	12:00pm			
San Francisco at Pittsburgh	12:00pm			
Tennessee at New Orleans	12:00pm			
Green Bay at Chicago	03:25pm			
L.A. Rams at Seattle	03:25pm			
Las Vegas at Denver	03:25pm			
Miami at L.A. Chargers	03:25pm			
Philadelphia at New England	03:25pm			
Dallas at N.Y. Giants	07:20pm			
MONDAY, SEPTEMBER 11				
Buffalo at N.Y. Jets	07:15pm			
WEEK 2				
THURSDAY, SEPTEMBER 14				
Minnesota at Philadelphia	07:15pm			
SUNDAY, SEPTEMBER 17				
Baltimore at Cincinnati	12:00pm			
Chicago at Tampa Bay	12:00pm			
Green Bay at Atlanta	12:00pm			
Indianapolis at Houston	12:00pm			
Kansas City at Jacksonville	12:00pm			
L.A. Chargers at Tennessee	12:00pm			
Las Vegas at Buffalo	12:00pm			
Seattle at Detroit	12:00pm			
N.Y. Giants at Arizona	03:05pm			
San Francisco at L.A. Rams	03:05pm			
N.Y. Jets at Dallas	03:25pm			
Washington at Denver	03:25pm			
Miami at New England	07:20pm			
MONDAY, SEPTEMBER 18				
New Orleans at Carolina	06:15pm			
Cleveland at Pittsburgh	07:15pm			
WEEK 3				
THURSDAY, SEPTEMBER 21				
N.Y. Giants at San Francisco	07:15pm			
SUNDAY, SEPTEMBER 24				
L.A. Chargers at Minnesota	12:00pm			
Atlanta at Detroit	12:00pm			
Buffalo at Washington	12:00pm			
Denver at Miami	12:00pm			
Houston at Jacksonville	12:00pm			
Indianapolis at Baltimore	12:00pm			
New England at N.Y. Jets	12:00pm			
New Orleans at Green Bay	12:00pm			
Tennessee at Cleveland	12:00pm			
Carolina at Seattle	03:05pm			
Chicago at Kansas City	03:25pm			
Dallas at Arizona	03:25pm			
Pittsburgh at Las Vegas	07:20pm			
MONDAY, SEPTEMBER 25				
Philadelphia at Tampa Bay	06:15pm			
L.A. Rams at Cincinnati	07:15pm			
WEEK 4				
THURSDAY, SEPTEMBER 28				
Detroit at Green Bay	07:15pm			
SUNDAY, OCTOBER 1				
Atlanta at Jacksonville	08:30am			
Minnesota at Carolina	12:00pm			
Baltimore at Cleveland	12:00pm			
Cincinnati at Tennessee	12:00pm			
Denver at Chicago	12:00pm			
L.A. Rams at Indianapolis	12:00pm			
Miami at Buffalo	12:00pm			
Pittsburgh at Houston	12:00pm			
Tampa Bay at New Orleans	12:00pm			
Washington at Philadelphia	12:00pm			
Las Vegas at L.A. Chargers	03:05pm			
Arizona at San Francisco	03:25pm			
New England at Dallas	03:25pm			
Kansas City at N.Y. Jets	07:20pm			
MONDAY, OCTOBER 2				
Seattle at N.Y. Giants	07:15pm			
WEEK 5				
THURSDAY, OCTOBER 5				
(Byes: Cleveland, L.A. Chargers, Seattle, Tampa Bay)				
Chicago at Washington	07:15pm			
SUNDAY, OCTOBER 8				
Jacksonville at Buffalo	08:30am			
Baltimore at Pittsburgh	12:00pm			
Carolina at Detroit	12:00pm			
Houston at Atlanta	12:00pm			
N.Y. Giants at Miami	12:00pm			
New Orleans at New England	12:00pm			
Tennessee at Indianapolis	12:00pm			
Cincinnati at Arizona	03:05pm			
Philadelphia at L.A. Rams	03:05pm			
N.Y. Jets at Denver	03:25pm			
Dallas at San Francisco*	07:20pm			
MONDAY, OCTOBER 9				
Green Bay at Las Vegas	07:15pm			
WEEK 6				
THURSDAY, OCTOBER 12				
(Byes: Green Bay, Pittsburgh)				
Denver at Kansas City	07:15pm			
SUNDAY, OCTOBER 15				
Baltimore at Tennessee	08:30am			
Minnesota at Chicago	12:00pm			
Carolina at Miami	12:00pm			
Detroit at Tampa Bay	12:00pm			
Indianapolis at Jacksonville	12:00pm			
New Orleans at Houston	12:00pm			
San Francisco at Cleveland	12:00pm			
Seattle at Cincinnati	12:00pm			
Washington at Atlanta	12:00pm			
New England at Las Vegas	03:05pm			
Arizona at L.A. Rams	03:25pm			
Philadelphia at N.Y. Jets	03:25pm			
N.Y. Giants at Buffalo*	07:20pm			
MONDAY, OCTOBER 16				
Dallas at L.A. Chargers	07:15pm			
WEEK 7				
THURSDAY, OCTOBER 19				
(Byes: Carolina, Cincinnati, Dallas, Houston, N.Y. Jets, Tennessee)				
Jacksonville at New Orleans	07:15pm			
SUNDAY, OCTOBER 22				
Atlanta at Tampa Bay	12:00pm			
Buffalo at New England	12:00pm			
Cleveland at Indianapolis	12:00pm			
Detroit at Baltimore	12:00pm			
Las Vegas at Chicago	12:00pm			
Washington at N.Y. Giants	12:00pm			
Arizona at Seattle	03:05pm			
Pittsburgh at L.A. Rams	03:05pm			
Green Bay at Denver	03:25pm			
L.A. Chargers at Kansas City	03:25pm			
Miami at Philadelphia*	07:20pm			
MONDAY, OCTOBER 23				
San Francisco at Minnesota	07:15pm			
WEEK 8				

VIKINGS SCHEDULE

THURSDAY, OCTOBER 26

Tampa Bay at Buffalo 07:15pm

SUNDAY, OCTOBER 29

Minnesota at Green Bay 12:00pm
 Atlanta at Tennessee 12:00pm
 Houston at Carolina 12:00pm
 Jacksonville at Pittsburgh 12:00pm
 L.A. Rams at Dallas 12:00pm
 N.Y. Jets at N.Y. Giants 12:00pm
 New England at Miami 12:00pm
 New Orleans at Indianapolis 12:00pm
 Philadelphia at Washington 12:00pm
 Cleveland at Seattle 03:05pm
 Baltimore at Atlanta 03:25pm
 Cincinnati at San Francisco 03:25pm
 Kansas City at Denver 03:25pm
 Chicago at L.A. Chargers* 07:20pm

MONDAY, OCTOBER 30

Las Vegas at Detroit 07:15pm

WEEK 9

THURSDAY, NOVEMBER 2

(Byes: Denver, Detroit, Jacksonville, San Francisco)
 Tennessee at Pittsburgh 07:15pm

SUNDAY, NOVEMBER 5

Miami at Kansas City 08:30am
Minnesota at Atlanta 12:00pm
 Arizona at Cleveland 12:00pm
 Chicago at New Orleans 12:00pm
 L.A. Rams at Green Bay 12:00pm
 Seattle at Baltimore 12:00pm
 Tampa Bay at Houston 12:00pm
 Washington at New England 12:00pm
 Indianapolis at Carolina 03:05pm
 Dallas at Philadelphia 03:25pm
 N.Y. Giants at Las Vegas 03:25pm
 Buffalo at Cincinnati* 07:20pm

MONDAY, NOVEMBER 6

L.A. Chargers at N.Y. Jets 07:15pm

WEEK 10

THURSDAY, NOVEMBER 9

(Byes: Miami, Kansas City, Philadelphia, L.A. Rams)
 Carolina at Chicago 07:15pm

SUNDAY, NOVEMBER 12

Indianapolis at New England 08:30am
New Orleans at Minnesota 12:00pm
 Cleveland at Baltimore 12:00pm
 Green Bay at Pittsburgh 12:00pm
 Houston at Cincinnati 12:00pm
 San Francisco at Jacksonville 12:00pm
 Tennessee at Tampa Bay 12:00pm
 Atlanta at Arizona 03:05pm
 Detroit at L.A. Chargers 03:05pm
 N.Y. Giants at Dallas 03:25pm
 Washington at Seattle 03:25pm
 N.Y. Jets at Las Vegas* 07:20pm

MONDAY, NOVEMBER 13

Denver at Buffalo 07:15pm

WEEK 11

THURSDAY, NOVEMBER 16

(Byes: Atlanta, Indianapolis, New England, New Orleans)
 Cincinnati at Baltimore 07:15pm

SUNDAY, NOVEMBER 19

Arizona at Houston 12:00pm
 Chicago at Detroit 12:00pm
 Dallas at Carolina 12:00pm
 L.A. Chargers at Green Bay 12:00pm
 Las Vegas at Miami 12:00pm

N.Y. Giants at Washington 12:00pm
 Pittsburgh at Cleveland 12:00pm
 Tennessee at Jacksonville 12:00pm
 Tampa Bay at San Francisco 03:05pm
 N.Y. Jets at Buffalo 03:25pm
 Seattle at L.A. Rams 03:25pm
Minnesota at Denver* 07:20pm

MONDAY, NOVEMBER 20

Philadelphia at Kansas City 07:15pm

WEEK 12

THURSDAY, NOVEMBER 23

Green Bay at Detroit 11:30am
 Washington at Dallas 03:30pm
 San Francisco at Seattle 07:20pm

FRIDAY, NOVEMBER 24

Miami at N.Y. Jets 02:00pm

SUNDAY, NOVEMBER 26

Carolina at Tennessee 12:00pm
 Jacksonville at Houston 12:00pm
 New England at N.Y. Giants 12:00pm
 New Orleans at Atlanta 12:00pm
 Pittsburgh at Cincinnati 12:00pm
 Tampa Bay at Indianapolis 12:00pm
 Cleveland at Denver 03:05pm
 L.A. Rams at Arizona 03:05pm
 Buffalo at Philadelphia 03:25pm
 Kansas City at Las Vegas 03:25pm
 Baltimore at L.A. Chargers* 07:20pm

MONDAY, NOVEMBER 27

Chicago at Minnesota 07:15pm

WEEK 13

THURSDAY, NOVEMBER 30

(Byes: Baltimore, Buffalo, Chicago, Minnesota, N.Y. Giants, Las Vegas)
 Seattle at Dallas 07:15pm

SUNDAY, DECEMBER 3

Arizona at Pittsburgh 12:00pm
 Atlanta at N.Y. Jets 12:00pm
 Carolina at Tampa Bay 12:00pm
 Detroit at New Orleans 12:00pm
 Indianapolis at Tennessee 12:00pm
 L.A. Chargers at New England 12:00pm
 Miami at Washington 12:00pm
 Denver at Houston 03:05pm
 Cleveland at L.A. Rams 03:25pm
 San Francisco at Philadelphia 03:25pm
 Kansas City at Green Bay* 07:20pm

MONDAY, DECEMBER 4

Cincinnati at Jacksonville 07:15pm

WEEK 14

THURSDAY, DECEMBER 7

(Byes: Arizona, Washington)
 New England at Pittsburgh 07:15pm

SUNDAY, DECEMBER 10

Carolina at New Orleans 12:00pm
 Detroit at Chicago 12:00pm
 Houston at N.Y. Jets 12:00pm
 Indianapolis at Cincinnati 12:00pm
 Jacksonville at Cleveland 12:00pm
 L.A. Rams at Baltimore 12:00pm
 Tampa Bay at Atlanta 12:00pm

Minnesota at Las Vegas

Seattle at San Francisco 03:05pm
 Buffalo at Kansas City 03:25pm
 Denver at L.A. Chargers 03:25pm
 Philadelphia at Dallas* 07:20pm

MONDAY, DECEMBER 11

Green Bay at N.Y. Giants 07:15pm

Tennessee at Miami 07:15pm

WEEK 15

THURSDAY, DECEMBER 14

L.A. Chargers at Las Vegas 07:15pm

SATURDAY, DECEMBER 16

Minnesota at Cincinnati 03:00pm
 Atlanta at Carolina 03:00pm
 Chicago at Cleveland 03:00pm
 Denver at Detroit 03:00pm
 Pittsburgh at Indianapolis 03:00pm

SUNDAY, DECEMBER 17

Houston at Tennessee 12:00pm
 N.Y. Giants at New Orleans 12:00pm
 N.Y. Jets at Miami 12:00pm
 Tampa Bay at Green Bay 12:00pm
 San Francisco at Arizona 03:05pm
 Washington at L.A. Rams 03:05pm
 Dallas at Buffalo 03:25pm
 Philadelphia at Seattle 03:25pm
 Baltimore at Jacksonville* 07:20pm

MONDAY, DECEMBER 18

Kansas City at New England 07:15pm

WEEK 16

THURSDAY, DECEMBER 21

New Orleans at L.A. Rams 07:15pm

SATURDAY, DECEMBER 23

Cincinnati at Pittsburgh 03:30pm
 Buffalo at L.A. Chargers 07:00pm

SUNDAY, DECEMBER 24

Detroit at Minnesota 12:00pm
 Cleveland at Houston 12:00pm
 Green Bay at Carolina 12:00pm
 Indianapolis at Atlanta 12:00pm
 Seattle at Tennessee 12:00pm
 Washington at N.Y. Jets 12:00pm
 Jacksonville at Tampa Bay 03:05pm
 Arizona at Chicago 03:25pm
 Dallas at Miami 03:25pm
 New England at Denver* 07:15pm

MONDAY, DECEMBER 25

Las Vegas at Kansas City 12:00pm
 N.Y. Giants at Philadelphia 03:30pm
 Baltimore at San Francisco 07:15pm

WEEK 17

THURSDAY, DECEMBER 28

N.Y. Jets at Cleveland 07:15pm

SATURDAY, DECEMBER 30

Detroit at Dallas 07:15pm

SUNDAY, DECEMBER 31

Arizona at Philadelphia 12:00pm
 Atlanta at Chicago 12:00pm
 Carolina at Jacksonville 12:00pm
 L.A. Rams at N.Y. Giants 12:00pm
 Las Vegas at Indianapolis 12:00pm
 Miami at Baltimore 12:00pm
 New England at Buffalo 12:00pm
 New Orleans at Tampa Bay 12:00pm
 San Francisco at Washington 12:00pm
 Tennessee at Houston 12:00pm
 Pittsburgh at Seattle 03:05pm
 Cincinnati at Kansas City 03:25pm
 L.A. Chargers at Denver 03:25pm
Green Bay at Minnesota* 07:20pm

WEEK 18

SUNDAY, JANUARY 7

Minnesota at Detroit 03:00pm
 Atlanta at New Orleans 03:00pm
 Buffalo at Miami 03:00pm

VIKINGS SCHEDULE

Chicago at Green Bay
Cleveland at Cincinnati
Dallas at Washington
Denver at Las Vegas
Houston at Indianapolis

03:00pm
03:00pm
03:00pm
03:00pm
03:00pm

Jacksonville at Tennessee
Kansas City at L.A. Chargers
L.A. Rams at San Francisco
N.Y. Jets at New England
Philadelphia at N.Y. Giants
Pittsburgh at Baltimore

03:00pm
03:00pm
03:00pm
03:00pm
03:00pm
03:00pm

Seattle at Arizona
Tampa Bay at Carolina

03:00pm
03:00pm

* Sunday night games in Weeks 5-16 subject to change

A reliable teammate for all seasons.



Get a U.S. Bank Visa® Debit Card with the Minnesota Vikings design when you open any U.S. Bank consumer checking account.

Show your pride with the Vikings card design today.

**The Official Bank of
the Minnesota Vikings**

usbank.com



All regular account opening procedures apply. \$25 minimum deposit is required to open a U.S. Bank consumer checking account. Deposit products offered by U.S. Bank National Association. Member FDIC. ©2023 U.S. Bank. The issuer of the U.S. Bank Visa Debit Card is U.S. Bank National Association, pursuant to a license from Visa U.S.A. Inc. The Minnesota Vikings and the Vikings logo are registered trademarks of NFL Properties, Inc.

GET DELIVERED — FOR KICKOFF —



CELEBRATE RESPONSIBLY®

©2023 MILLER BREWING CO., MILWAUKEE, WI • BEER
NATURALLY FLAVORED WITH OTHER NATURAL FLAVOR

